

Student Workbook

for Ages

7-8



Based on The Children's Bible Explorer Series
Epic of the Apostles Vol. 1
Peter and the Jerusalem Church

SAMPLE

Student Activity Workbook

for Ages 7 - 8

Based on

The Children's Bible Explorer Series

EPIC OF THE APOSTLES

ACTS VOLUME 1

Contents

Lesson 1	Birth of the New Testament Church in Jerusalem	2
Lesson 2	Peter and John	4
Lesson 3	Life in the Early Jerusalem Church - Ananias and Sapphira	6
Lesson 4	Life in the Early Jerusalem Church - A Miraculous Prison Break	8
Lesson 5	Stephen - Persecution and Scattering of the Jerusalem Church	10
Lesson 6	The Gospel Spreads to Samaria	12
Lesson 7	Saul the Persecutor Meets Jesus - On the Road to Damascus	14
Lesson 8	Saul Meets the Apostles	16
Lesson 9	Peter's Miracles and Vision	18
Lesson 10	'It's Official: The Gospel Is For All - Even the Gentiles'	20
Lesson 11	Barnabas the Encourager and the Antioch Church	22
Lesson 12	Persecution in Jerusalem and Peter's Escape	24
Lesson 13	Epilogue to Epic of the Apostles Vol.1	26

Miriam Loh
Edited by Debbie Loh

Epic of the Apostles Acts Volume 1

Lesson 1: Birth of the New Testament Church in Jerusalem

Theme:

God gives us His Holy Spirit to live in us and strengthen us to be His witnesses.

Lesson Aim:

To trust that the Holy Spirit will give us boldness to share about Jesus with others.

Bible Passage:

Acts 1:1-11, 26; 2:1-47

Memory Verse:

But you will receive power when the Holy Spirit comes on you; and you will be my witnesses in Jerusalem, and in all Judea and Samaria, and to the ends of the earth. Acts 1:8



Lessons from the story:

The Holy Spirit helped the early Christians to tell others the story of Jesus. Many people believed in Jesus and they started the first church.

Warm-up: What is a witness? Tell your teacher something amazing or special that you saw last week.

Activity 1: Fill in the blanks with the correct sentence from the choices (a, b, c, d) to put the story in order.

Believers of Jesus meet. A very loud sound from heaven was heard, and strong winds filled the meeting place.

Peter tells the people about Jesus who was put to death on the cross and raised to life by God.

Some people repent and believe in Jesus. They get baptized.


- d. The people become a community known as the church.
- b. The believers can speak in different languages because they were filled with the Holy Spirit.
 - a. Jesus goes back to heaven.
- c. Peter asks the people to repent of their sin and to believe in Jesus.

.....

Activity 2 - How do you understand the Holy Spirit?

Draw or write words in the box below to help you understand how the Bible describes the Holy Spirit. Use these questions to help you:

1. What happened to the people when they met together? What did it look like? (Acts 2:3)
2. Before that, what came from heaven and filled the house they were in? (Acts 2: 2)
3. How could the people speak another language they did not learn? Who helped them do something they otherwise could not do? (Acts 2: 4)
4. Look for John 14:16 in your Bible. How does Jesus describe the Holy Spirit?



Application:

When something is hard to do, like obeying your parents or teachers, or telling your friends about Jesus, who can help you?

Make a colourful bookmark with these words to remind yourself.

Materials needed: Card, colour pencils or magic markers, stickers, glitter, dried leaves or flowers to decorate, glue, ribbon, hole puncher.

The H _____ S _____ helps me.

Prayer:

Dear God, before Jesus went back to heaven, He told His disciples about the gift You sent to them and now to us. Thank You for this gift of the H _ _ y S p _ _ _ t . Help me understand more about the Holy Spirit and to let the Holy Spirit guide me. Amen.

Epic of the Apostles Acts Volume 1

Lesson 2: Peter and John

Theme:

The best gift to give others is the story of Jesus and what He has done for you.

Lesson Aim:

To tell your friends about the story of Jesus and His power to save and heal.

Bible Passage:

Acts 3:1-25; Acts 4:1-31

Memory Verse:

Then Peter said, "Silver or gold I do not have, but what I have I give you. In the name of Jesus Christ of Nazareth, walk." Acts 3:6



Lessons from the story:

Peter and John show that faith in Jesus are the roots of miracles, such as healing. Miracles are meant to show people who Jesus is.

Warm-up: Talk about the most amazing gift you have ever received. Then, think about what you would really like to share with others. What makes you want to share these things?

Activity 1: Fill in the blanks with the words from the box below

1. Peter and John met a lame man sitting by the _____.
2. They asked the man to _____ and _____.
3. The man _____, _____ and _____.
4. Peter said, "It is _____ who healed this man."
5. The people who witnessed this miracle were filled with _____ and _____.

Beautiful Gate

jumped up

walk

wonder

Jesus

walked

rise up

amazement

praised God

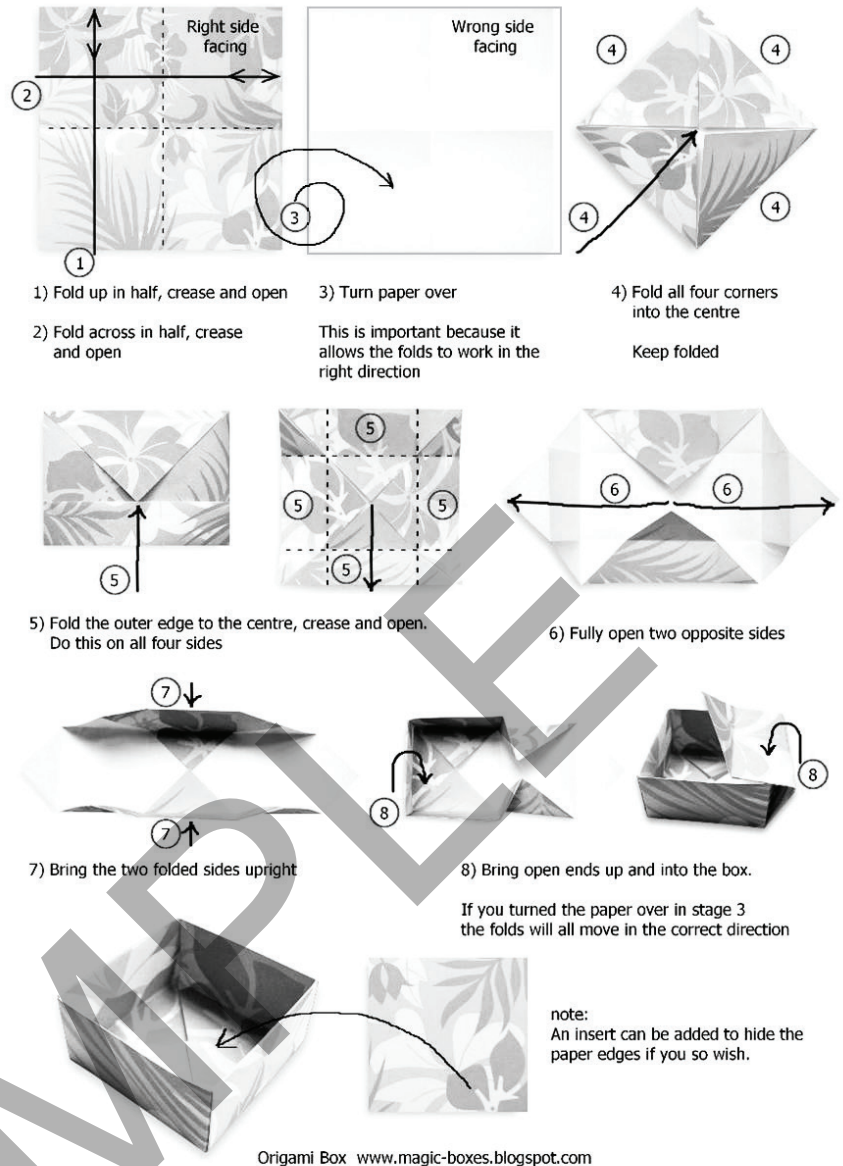
Activity 2:

Make your own gift box

Materials:

Harder: Two pieces of heavy square paper to make a box. One of the squares should be a little bigger for the lid. Follow diagrams and instructions below.

Easier: Ask children to bring a small box e.g. small cereal boxes to reuse as gift boxes. The children can decorate these boxes, too. For decorating: Plain paper, colour paper, crayons, markers, stickers, buttons, colourful yarn, glue, ribbon, etc.



Application:

On a small piece of paper, write about Jesus and how your life is different because of Him. For example,

Jesus is **He has made my life different by / because**

Put what you wrote in the box and keep it safe. Every time you think about a new way of understanding Jesus, write it down on another paper and put it in your box. Write as many papers as you can by the end of the year. Then take out your box and look through what you wrote. Think of how you can tell your friends about Jesus and what He did for you.

Prayer:

Dear Jesus, thank You for being in my life. Help me to share the good news of You with other friends, just like how I share other good stories I know about. Amen.

Epic of the Apostles Acts Volume 1

Lesson 3: Life in the Early Jerusalem Church - Ananias and Sapphira

Theme:

When we tell lies, we are lying to the Holy Spirit and not just the people we lie to.

Lesson Aim:

To remember that when you lie, you hurt God and not just the people you lie to.

Bible Passage:

Acts 5:1-11

Memory Verse:

Do not lie to each other, since you have taken off your old self with its practices.
Colossians 3:9



Learn

Lessons from the story:

The deaths of Ananias and his wife are a warning and lesson that we cannot lie or pretend. God knows everything and we should be honest with each other.

Warm-up: Have you told a lie before? What was it about. Whisper to a friend in class.

Activity 1: Play the game in the chart on the next page. Each student takes a turn and plays on his/her own. Teachers can help read out the question or instruction in the box.

Materials:

1. A coin for each student - heads: move one space; tails: move two spaces
2. Counters for moving - Erasers, shells, or any small item or token.

Rules:

1. Flip the coin before you move.
2. You can only move up or down.
3. Answer the question in the box you land on. If you cannot answer it correctly, you have to move back to the box you were in.

START	What is the name of Ananias's wife?	You're honest. Move an extra space.	Ananias and his wife gave away everything. True or False?	Say 2 things about Jesus.	X
How did Ananias get the money?	Go to the box marked 'X'	Make 2 words from the word ACTS	What is the opposite of "a lie"?	Who died in this story?	Did the wife tell the truth?
Say something about the Holy Spirit from Acts.	Spell 'Holy Spirit' backwards	You lied. Go back to START	Spell Ananias's wife's name.	Say a truth about Jesus.	You lied. Go to START
You cheated. Move back 2 spaces.	Say 2 truths about the world.	Ask anyone a question about the story.	FINISH	Who said "You weren't lying to us, but to God."?	Spell 'Truth' backwards

Activity 2:

What do you remember about the story? Finish the sentences in five words or less. (Note to Teachers – use a simplified version of Acts 5: 1-11 as a template for acceptable answers.)

Ananias was _____

Sapphira was _____

They sold _____

Peter asked Ananias _____

In the end, Ananias and Sapphira _____

Application:

What I Know About Lying – underline the WRONG answer.

1. If I lie, I am **also lying to God/ only lying to people / hurt the Holy Spirit.**
2. The truth **cannot be hidden from God/ is something God already knows / can be hidden as long as I don't tell anyone.**
3. God knows **everything / if I am lying / if I am not telling the truth / only the things that I pray to Him about.**
4. Lying is **wrong / a sin / never right / alright if it doesn't hurt anybody.**

Prayer:

Dear God, help me to remember that when I lie, I am lying to You because You know everything. Amen.

Epic of the Apostles Acts Volume 1

Lesson 4: Life in the Early Jerusalem Church - A Miraculous Prison Break

Theme:

Fear and obey God for He protects us, rather than the people around us.

Lesson Aim:

To learn that it is better to obey and fear God rather than the people around you.

Bible Passage:

Acts 5:17– 42

Memory Verse:

Peter and the other apostles replied, "We must obey God rather than men!" Acts 5:29



Learn

Lessons from the story:

The apostles did not stop speaking about Jesus even though people warned them to stop. They believed that they must obey God rather than men.

Warm-up: Talk about how we can obey God. Teachers can facilitate by suggesting that we can follow what the Bible says, what our parents, elders or teachers say.

Activity 1: Choose the correct answer from the box below

1. The _____ were put in prison.
2. At night, an _____ opened the prison doors.
3. The apostles were found standing in the temple and _____ the people.
4. Peter told the people who arrested him, "We are _____ to these things (Jesus' life)".
5. The apostles continued to tell people about _____ as the Messiah.

Jesus angel apostles teaching witnesses

Activity 2: Unscramble the letters below to find out what Peter said to the council.

EW TUMS BOYE ODG THREAR NATH NEM

Application:

Read the sentences and questions below, then write the answer in the box.

There was someone who helped Peter and the apostles be brave to continue talking about Jesus.

Who was this person?

The apostles were not afraid to speak about Jesus because they had seen Jesus' life and knew Him. What is another word for "seen"? (Clue: Acts 5:32, NIV)

Think about it:

If a friend asks you to steal something to show you are brave, what will you do?

Remember: It is better to fear and obey God than the people around us. Peter obeyed God and was rescued from prison!

Prayer:

Dear God, there will be times when I have to choose whether to obey You, and whether to obey someone who scares me into doing the wrong thing. Help me to be strong like the apostles and to listen to You. Amen.

Epic of the Apostles Acts Volume 1

Lesson 5: Stephen – Persecution and Scattering of the Jerusalem Church

Theme:

We must forgive those who are bad to us.

Lesson Aim:

To follow Jesus' example and forgive those who treat you badly.

Bible Passage:

Acts 6:1-8:3

Memory Verse:

For if you forgive men when they sin against you, your heavenly Father will also forgive you. Matthew 6:14



Learn

Lessons from the story:

Stephen is the first Christian to die for his faith. He follows the example of the Lord Jesus by praying for forgiveness for those who stoned him to death.

Warm-up: What does “forgive” mean to you?
Share some examples with the class.

Activity 1: Here's a fact file on Stephen. Draw your own photo of Stephen in the small box.

NAME: STEPHEN

What did he do?
(Hint - Acts 6: 8)


:
:

What was he like?
(Hint – Acts 6: 8, 10)

:
:

What happened to him?
(Hint – Acts 6: 12, 13 & Acts 7: 57 - 60)

:
:



Activity 2: Use the clues to help you do the crossword puzzle. What is the hidden word?

Clues:

1. This is someone you like, and play with.
2. What is another word for angry? (It's also the shape of the thing on which Jesus was hung and died.)
3. How would you feel if nobody wanted to play with you?
4. Sometimes, we feel like this because we might be sleepy or unhappy. We might go around scowling.
5. What is the opposite of a truth?
6. Even if someone hates, you must show them this action/feeling.
7. You feel this when you get really mad.

						7
		2	3			A
		C			6	
			U		5	L
1				4		G
	F		R		I	V
	R	S				R
		S		U		
	E			M		
	D			Y		

The hidden word is: _____

Application:

Fill in the box with your own answers.

When was the last time someone hurt you?	
How did you feel?	
What did you feel like doing to that person?	
What did Stephen do for the people who killed him?	
What will you try to do when someone hurts you next time?	

Prayer:

Dear God, I sometimes find it hard to forgive people who have hurt me. Help me remember Stephen's story and forgive those who hurt me. Amen.

Epic of the Apostles Acts Volume 1

Lesson 6: The Gospel Spreads to Samaria

Theme:

God can use difficult situations to make us realise that we are not doing what He wants us to do.

Lesson Aim:

To know how to look at your life to see if you are following what God wants you to do.

Bible Passage:

Acts 8:4-40

Memory Verse:

Search me, O God, and know my heart; test me and know my anxious thoughts. See if there is any offensive way in me, and lead me in the way everlasting.
Psalm 139:23-24



Learn

Lessons from the story:

The persecution of the church causes Christians to run away from Jerusalem to Judea and Samaria. There, they continue preaching about Jesus.

Warm-up: Explain 'persecution' - Serious harm or disturbance that happened to stop or shut down the church because of what it believes. From the Bible passage, persecution means to put Christians in prison.

Activity 1: Match the actions words with phrases from the story. Choose from the words below.

Preach

Help

Receive

Cast out

Heal

sick people

the Holy Spirit

evil spirits

the Ethiopian understand the book of Isaiah

the Good News of Jesus

Activity 2:

Imagine that you're Philip. You meet the Ethiopian who asks you about Jesus. Fill the speech bubble to help the Ethiopian understand the story he was reading. (Note to Teachers – simplify Acts 32-33 to help the children)

Then, act out the scene and what you have written to your friends. Choose someone in the class to be the Ethiopian who asks "Who is this person in the story?"

This person is Jesus. He ...

Application:

Read the questions and rate yourself. 1 is never, 5 is always.

	never	rarely	sometimes	often	always
You share your nice things with others.	1	2	3	4	5
You say "thank you" when someone helps you.	1	2	3	4	5
You say sorry when you are in the wrong.	1	2	3	4	5
You praise and thank Jesus for loving you.	1	2	3	4	5
You tell your friends about Jesus and that He loves and forgives them, too.	1	2	3	4	5

Prayer:

Dear God, thank You for blessing my life with good things. But when times are difficult, help me to know that good things can still happen, like telling others about Jesus. Amen.

Epic of the Apostles Acts Volume 1

Lesson 7: Saul the Persecutor Meets Jesus - On the Road to Damascus

Theme:

Our lives will be changed when we truly know Jesus as our Lord and Saviour.

Lesson Aim:

To seek to be faithful to Jesus and allow Him to change your life.

Bible Passage:

Acts 9:1-22

Memory Verse:

Therefore, if anyone is in Christ, he is a new creation; the old has gone, the new has come!
2 Corinthians 5:17



Learn

Lessons from the story:

After encountering the risen Lord, Saul changes from being someone who hated the church into someone who loves Jesus Christ and preaches about Him.

Activity 1:

How did Saul change? Draw or write some words to show how he might have been before and after meeting the Lord. (Note to Teacher: This is an open-ended activity to stimulate critical thinking among children.

Sample answers in the Teacher's Guide are merely guidelines and teachers should use discretion.)

Things he would say

His eyes

His actions

Before	After

Activity 2:

Play a game to help Ananias find Saul. (This game is similar to Battleship.) You will need: a pencil and eraser, a token (eg a small coin or button). Get instructions from your teacher.

Instructions:

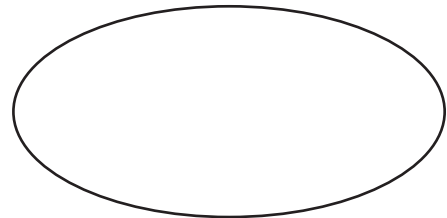
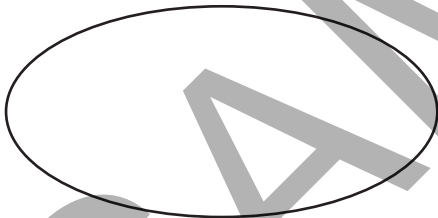
- In the boxes below, randomly choose five boxes to mark in pencil.
- In the first box you choose, mark 'S' for Saul.
- In the other four boxes you've chosen, mark them each with 'M' = market, 'X' = wrong street, 'P' = police, 'F' = Friend
- Find a partner to play this game with.
- The first person, A, calls out a square by saying the letter and the number of the square, for example C4.
- The other person, B, puts the token on the square if it is empty. If the square is already marked with either M, X, P or F, this means Ananias got distracted or went the wrong way, and person A skips the next turn (= B gets an extra turn. If in this extra turn, B calls a marked square, A gets two turns). Every time a square is called out, move the token to that square.
- Each player keeps calling out squares until the square with 'S' for Saul, is found.

	1	2	3	4	5
A					
B					
C					
D					
E					
F					

Application:

What animal can you think of that completely changes from its egg or baby form to adulthood?

Draw that animal here in its two different forms.



Who you are now	The best you can be because of Jesus
Example: I help my parents when they ask me to.	To help my parents before they even ask me.

Prayer:

Dear God, help me to read Your Word, and listen to You, so that I may continuously change to a better person. Thank You for Jesus who helps me to be better. Amen.

Epic of the Apostles Acts Volume 1

Lesson 8: Saul Meets the Apostles

Theme:

Obedying God can sometimes be lonely and difficult, so we are to encourage one another because Christians are all one in the body of Christ.

Lesson Aim:

To encourage one another to love others, to follow what God says and to please Him.

Bible Passage:

Acts 9:23-31

Memory Verse:

And let us consider how we may spur one another on towards love and good deeds. Hebrews 10:24



Learn

Lessons from the story:

Barnabas teaches us about encouragement. When he saw Paul had truly changed, he got the apostles to accept Paul.

Warm-up: Exchange ideas about what it means to “encourage”.

Activity 1: Write captions for the story. Use the word bank to help you.

Example: Paul escapes in a basket.

WORD BANK

escape meet
people apostles
kill afraid
basket Barnabas
wall talk
accept









Activity 2:

Sit in a circle. Make an acrostic poem for the person on your right. Using their alphabets in their name, make the poem about things the person is good at. See the example in the box.

Then give the poem to him or her!

Materials: Coloured paper, markers, crayons, any materials desired for decoration

What's an Acrostic poem?

Michael always sees people
In need of help,
Knows how to show God's love,
Even if it's just saying something to make you laugh.

For Teachers:

If this is too hard, you may give this as an example:

Merry
Intelligent
Kind-hearted
Encourager

Sample

MIKE

Application:

Think of ways to encourage people. Brainstorm ideas by writing some words in the box.

Two examples have been given. Talk about your ideas as a class.

Go home and start practicing these ideas with your family or friends in school.

Next week, tell your friends about what you did.

say "Good job"

give a hug

Prayer:

Dear God, thank You for the story of Barnabas. Help me to be good at looking, listening and talking to people so that I can encourage them to live right. Amen.

Epic of the Apostles Acts Volume 1

Lesson 9: Peter's Miracles and Vision

Theme:

God can do amazing things through us not because of how good we are, but because the Holy Spirit lives in us.

Lesson Aim:

To recognise that our own abilities can only do so much and we still have to rely on God's Holy Spirit.

Bible Passage:

Acts 9:32-10:48

Memory Verse:

"Not by might nor by power, but by My Spirit," says the Lord Almighty. Zechariah 4:6b



Learn

Lessons from the story:

The Holy Spirit helps Peter perform great miracles and shows him through a vision that the good news about Jesus Christ is for everyone, including the non-Jews (Gentiles).

Activity 1: Choose the correct answer.

1. This person could not walk before he was healed.
a. Aeneas b. Dorcas/Tabitha c. Simon
2. This person knew how to make clothes.
a. Aeneas b. Peter c. Dorcas/Tabitha
3. The person saw a big sheet with lots of different animals on it.
a. Simon b. Cornelius c. Peter
4. An angel of God spoke to this person to look for Peter.
a. Simon b. Cornelius c. Barnabas
5. Who did Peter talk about when he met Cornelius?
a. Abraham b. Jesus Christ c. King David

Activity 2:

Play a game called "Senseless". Make a team of three.

Materials for each team: About 2 days' worth of newspaper for each team, one roll of duct tape, 2 blindfolds (use one for tying hands), one small water bottle.

Aim of the game: To build a table that can hold the weight of a small water bottle, using only newspaper and duct tape.

Instructions:

1. Decide who will be Person 1, 2 and 3. You each have limited abilities. See table below.

Person 1	Blindfolded
Person 2	Both hands tied
Person 3	Can't talk; can only use left hand

2. With the rules above, you will have to build a table made of newspaper. It can be any kind of table you want it to be (it doesn't have to have four legs). You can only use one roll of duct tape.
3. The table has to be strong enough to hold a small water bottle filled with water.

*If children can't think of how to start. Here are some tips:

Prompt kids to : tear paper to make short rolls, make rolls, make a hard flat surface using several layers of newspaper.

Application:

1. How did you feel about having limits to your movement, sight, or speech?

I felt _____

2. What did you have to do, to build the table? (circle as many as you want)

I had to: listen to my friends carefully / move something together with an other person / be patient / try extremely hard not to talk / use some one else's hand

Add you own ideas here about what you had to do to build the table.

3. From the story, who helped Peter to make Aeneas walk and Tabitha to rise from death? The H_____ S_____.

4. Life can be difficult and unfair. In the game, you had to rely on each other. In life, who can you rely on for help and strength?

Prayer:

Dear God, now I know I cannot do many things without the Holy Spirit. Thank You that the Holy Spirit lives in me. Help me to rely on the Holy Spirit and not to be proud in thinking I can do everything on my own. Amen.

Epic of the Apostles Acts Volume 1

Lesson 10: 'It's Official: The Gospel Is For All – Even the Gentiles'

Theme:

God wants everyone to hear about and receive His gift of salvation.

Lesson Aim:

To thank God for His gift of salvation that is given to everyone.

Bible Passage:

Acts 11:1-18 (can revise Acts 10: 1-48)

Memory Verse:

I am not ashamed of the gospel, because it is the power of God for the salvation of everyone who believes: first for the Jew, then for the Gentile. Romans 1:16



Learn

Lessons from the story:

Peter learns that God is giving the church a new direction – to preach the gospel to the Gentiles.

Activity 1: Circle the right word.

1. At first, the Jewish believers were upset / happy about Peter's visit to Cornelius.
2. Peter told / scolded the Jewish believers about his vision of the different animals in the blanket.
3. God had told Peter that He had made all the animals cooked / clean.
4. In the end, the Jewish believers were happy / jealous that God also forgives and loves the Gentiles.

Activity 2:


Find the words hidden in the box.

1. Gentiles
2. Believer
3. Salvation
4. Gospel
5. Holy Spirit
6. Clean
7. Apostle
8. Baptized

s n v d z u x y i s i z w b x
 a x c n b b n d u n x z b g g
 l q p v e c a a i k d i i a k
 v d h o l y s p i r i t t s t
 a v t i i d u o t k d y w v g
 t v g h e o c s r i j c d n o
 i t u l v z d t y n z l j y s
 o s j p e d y l o l g e e q p
 n j p p r l g e k a t a d w e
 e v d w t b e q q g c n j t l
 q h f e c h w z s q y c k u l
 t e d c g e n t i l e s e s n
 p b c b n b b n y u q i o z j


Application:

Make a prayer hand to thank God that the good news is for everyone. Draw an outline of your hand in the box. Write a short prayer inside your hand, following the pointers written in the diagram below. Start with your thumb and finish with your pinky.



Use this as a guide:

Praise You God for _____
Thank You God, for _____.
I'm sorry if I sometimes
_____. Please _____
_____ (others) and please
_____ (me). Amen.



Prayer:

Now, say your hand prayer out loud to a partner. Then, every time you wash your hands, remember to give thanks and say a prayer like this one in your heart.

Epic of the Apostles Acts Volume 1

Lesson 11: Barnabas the Encourager and the Antioch Church

Theme:

God uses good and faithful believers who are strengthened by the Holy Spirit, to build up His church.

Lesson Aim:

To learn what it is to be a good and faithful disciple of Jesus.

Bible Passage:

Acts 11:19-30

Memory Verse:

He was a good man, full of the Holy Spirit and faith, and a great number of people were brought to the Lord. Acts 11:24



Learn

Lessons from the story:

The church is growing fast in Antioch. Barnabas, a man full of the Holy Spirit and faith, goes to help the church. He encourages Saul (Paul) to help him build up the Antioch church.

Activity 1: Finish the sentences with the correct phrase from the box.

1. A great number of people in Antioch _____.
2. Barnabas was a _____.
3. The disciples were first called _____.
4. Barnabas went to look for Saul and _____.

brought him to Antioch

a good man, full of the Holy Spirit

turned to the Lord

the Greeks (non-Jews)

Christians in Antioch

Activity 2:

Draw or write some actions in the box that a good and faithful follower of Jesus would do. Some examples are given. (Note to teachers: Be ready to prompt students.)

At home	Help my parents by putting away my toys	Read the Bible and pray with my family
At school	Share	
At the playground		Look out for other children's safety
At		

Application:

Think of someone in the Bible you want to be. It might be someone you just read about. Make a list of three things they did and three you can do that will help you be like this person. (Note to teachers: This can be revision of the main characters in Acts.)

What he/she did

- 1.
- 2.
- 3.

What I can do

- 1.
- 2.
- 3.

Prayer:

Dear God, thank You for good examples of great people in the Bible. Help me to want to be someone who follows the life of Jesus closely. Amen.

Epic of the Apostles Acts Volume 1

Lesson 12: Persecution in Jerusalem and Peter's Escape

Theme:

We don't have to be discouraged when bad things happen to us. We should pray to God and trust Him to lift us up.

Lesson Aim:

To pray to God and put our trust in Him when problems and difficulties happen in life.

Bible Passage:

Acts 12:1-25

Memory Verse:

I sought the Lord, and he answered me; He delivered me from all my fears. Psalm 34:4




Learn

Lessons from the story:

Although Herod tries to punish the church and puts Peter in prison, the Christians are not discouraged. They keep on praying and God miraculously rescues Peter.

Warm-up: Exchange ideas about what makes you discouraged.

Activity 1: Put numbers next to the pictures to tell the story the correct order. In your own words, and with the help of these pictures, try telling the story to a partner.




Activity 2:

Make a door hanger with today's memory verse on it. Hang it on your bedroom door to remind you that even when life is hard, God will open new doors for you!

Materials: Paper, markers, scissors, a cup to draw the circle, a ruler.

Here's an example.



Application:

Say the hard moments, spot problems, and tell God about it. You might need some help from your teacher. An example has been given.

Say the Moments	Spot the problem (or feeling)	Tell God
<i>I get blamed for things I didn't do</i>	<i>It's unfair</i>	<i>Help me to be patient and deal with unfairness in life.</i>
1.		
2.		
3.		

Prayer: Using the same application above, fill the blanks below to write your own prayer:

Dear God, right now, I want to tell You about a problem I am facing : _____ . It

_____. Help _____. Amen.

Epic of the Apostles Acts Volume 1

Lesson 13: Epilogue to Epic of the Apostles Vol.1

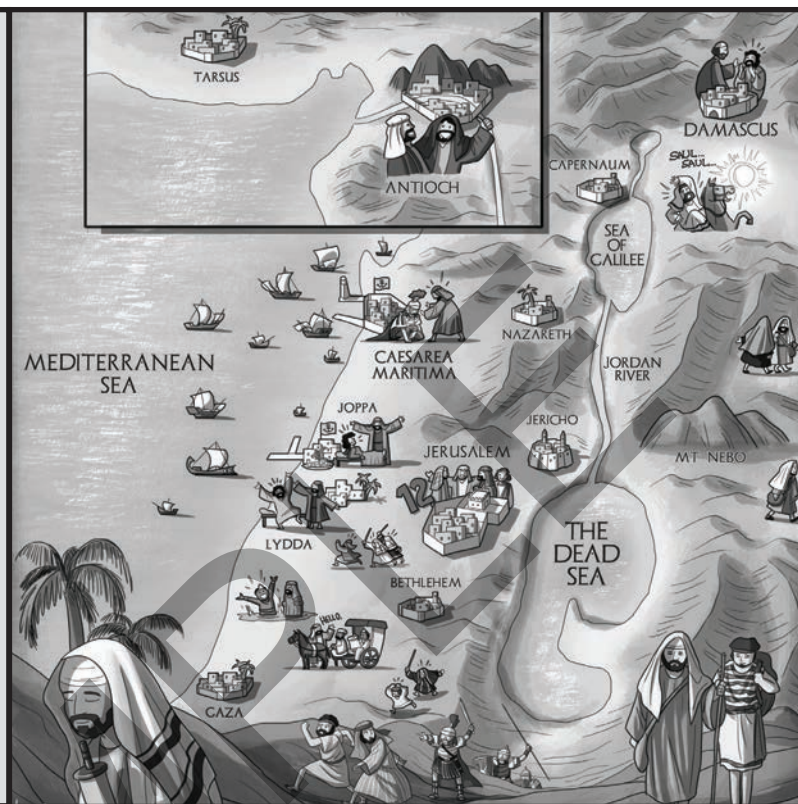
Lesson Aim:

1. To trust in Jesus for my salvation and to ask Jesus to be my Lord.

2. To pray for help in sharing the Good News of Jesus with my friends.

Memory Verse:

Revise this memory verse from Lesson 1: But you will receive the power when the Holy Spirit comes on you; and you will be my witnesses in Jerusalem, and in all Judea and Samaria, and to the ends of the earth. Acts 1:8



Learn

Lessons from the story:

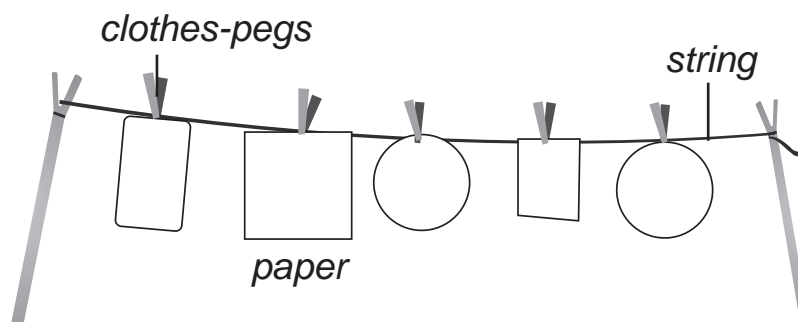
1. Salvation is given through faith in the Lord Jesus. There is no other way to God except by faith in Jesus.
2. The apostles have been given the task of spreading the Good News. They take their mission seriously although people tried to stop them and made life difficult for them.
3. The apostles receive guidance from the Scriptures and obey the instructions of the Holy Spirit. This helps them to share the Good News and God's love.

Activity 1: In your own words, write what can you remember about (Teachers may prompt.)

Salvation. Salvation is

The Apostles. The apostles.....

The Holy Spirit. The Holy Spirit



As a class, make a bunting, shown in the picture, of the things you have learnt from Acts. Hang it up in your classroom.

*Teacher -Materials: Jute/ Rafia string, coloured paper cut into shapes (different colours), safety pins/ clothes-pegs.

Instructions:

1. Each student gets three pieces of paper from the teacher.
2. Write down the ideas you wrote above, on the paper. One paper for one idea.
3. Peg the paper shapes to the string. Hang up the bunting in class.

Activity 2:


What were Jesus' last words on earth? Solve the puzzle. Use the key to unlock the symbols. Key: Replace each letter with the letter before it, e.g. b = a.

___ ___ will ___ ___ when the ___ ___
 cvu z p v s f d f j w f q p x f s l p m z T q j s j u
 comes on you; ___ ___ you will be my ___ ___ in ___ ___, and in
 b o e x j u o f t t f t K f s v t b m f n
 all ___ ___ and ___ ___, and ___ ___ of ___ ___
 K v e f b T b n b s j b u p u l f f o e t u l f f b s u i

Application:

Put the words within the box. The words can be inside or outside the heart where they are most important to you.

- School
- Friends
- hatred
- Jesus
- Parents
- forgiveness
- Sisters
- love
- Hobbies
- Best friends
- Pets
- anger



Prayer:

Dear Lord Jesus, please come and be at the centre of my heart as my King. Show me how to love others and to show them Your love. Amen.

Epic of the Apostles Acts Volume 1

Notes

SAMPLE