

# Student Workbook

for Ages

9-10



Based on The Children's Bible Explorer Series  
**Epic of the Apostles Vol. 1**  
**Peter and the Jerusalem Church**

SAMPLE

# **Student Activity Workbook**

## **for Ages 9 - 10**

### **Based on**

## **The Children's Bible Explorer Series**

# **EPIC OF THE APOSTLES**

## **ACTS VOLUME 1**

---

### **Contents**

Lesson 1	Birth of the New Testament Church in Jerusalem	2
Lesson 2	Peter and John	4
Lesson 3	Life in the Early Jerusalem Church - Ananias and Sapphira	6
Lesson 4	Life in the Early Jerusalem Church - A Miraculous Prison Break	8
Lesson 5	Stephen - Persecution and Scattering of the Jerusalem Church	10
Lesson 6	The Gospel Spreads to Samaria	12
Lesson 7	Saul the Persecutor Meets Jesus - On the Road to Damascus	14
Lesson 8	Saul Meets the Apostles	16
Lesson 9	Peter's Miracles and Vision	18
Lesson 10	'It's Official: The Gospel Is For All - Even the Gentiles'	20
Lesson 11	Barnabas the Encourager and the Antioch Church	22
Lesson 12	Persecution in Jerusalem and Peter's Escape	24
Lesson 13	Epilogue to Epic of the Apostles Vol.1	26

**Yeoh Poh Lyn**  
**Edited by Debbie Loh**

# Epic of the Apostles Acts Volume 1

## Lesson 1: Birth of the New Testament Church in Jerusalem

### Theme:

The Holy Spirit lives in us and gives us the boldness to tell others about Jesus.

### Lesson Aim:

Learn to trust in the Holy Spirit who lives in you to give you courage to share the story of Jesus with others.

### Bible Passage:

Acts 1:1-11, 26, 2:1-47

### Memory Verse:

But you will receive power when the Holy Spirit comes on you; and you will be my witnesses in Jerusalem, and in all Judea and Samaria, and to the ends of the earth. Acts 1:8



### Lessons from the story:

The Holy Spirit helped the early Christians to spread the news about Jesus. Many people believed in Jesus and started the first church.

**Warm-up discussion:** How many places can you be in at one time? If you had to send a message to different people all over the world, how would you do it? What if you didn't have email, handphones or postage like we do today? How did the early Christians spread the news about Jesus if they didn't have modern communication?

### Activity 1:

1. Multiple choice – When did the Holy Spirit first come to the believers?
  - a. Before Jesus was born
  - b. Before Jesus died & rose again
  - c. After Jesus rose again and went up to heaven
2. Fill in the blanks choosing the jumbled words from the box on the next page:
  - a. A loud sound like a rushing \_\_\_\_\_ filled the room. Tongues of \_\_\_\_\_ appeared to rest on those who were gathered there.

- b. You will receive \_\_\_\_\_ when the Holy Spirit comes on you.
- c. The believers could suddenly speak in different \_\_\_\_\_ when the Holy Spirit came on them.
- d. The Holy Spirit helps us to \_\_\_\_\_ to our friends about Jesus.
- e. Many signs and \_\_\_\_\_ were done, and many people were \_\_\_\_\_.

refi      oprew      dwin      agguesnal      daves      stinswe      dresnow

3. Choose one statement from Question 2 above and draw a picture to show what you imagine it would look like.

4. True or False
- a. The believers could speak in different languages because they were drunk.  
\_\_\_\_\_
  - b. The coming of the Holy Spirit fulfilled prophecy made by the prophet Joel in the Old Testament. \_\_\_\_\_

**Respond – Share with a friend in class:**

1. Are you a timid or brave person?
2. What's the most courageous thing you have done even though you were scared?  
(E.g. roller coaster, sing on stage, owning up for breaking something.)
3. Would you dare to tell your friends and family about Jesus? Write down the opening sentence or question you would use to tell someone about Jesus.  
\_\_\_\_\_
4. Think of a friend or family member whom you could tell about Jesus this week. Write his or her name here and pray for them to be ready to hear about Jesus.

Name: \_\_\_\_\_

**Prayer:**  
 Dear God, thank You for giving me your Holy Spirit who will give me power and boldness to do the right things and to tell others about You. I no longer have to be afraid. In Jesus' name, Amen.

# Epic of the Apostles Acts Volume 1

## Lesson 2: Peter and John

### Theme:

Telling others about Jesus and what He has done for us is the best gift we can give others.

### Lesson Aim:

To think of ways and testimonies in which you can show others that Jesus is in your life.

### Bible Passage:

Acts 3:1-25, 4:1-31

### Memory Verse:

Then Peter said, "Silver or gold I do not have, but what I have I give you. In the name of Jesus Christ of Nazareth, walk."

Acts 3:6



### Lessons from the story:

Peter heals a crippled man by a miracle. Peter and John show that faith in Jesus is the root of such miracles. Miracles are meant to show people who Jesus is.

**Warm-up discussion:** What would you do if you were feeling sick or suffering from illness? How would you feel if you couldn't walk and no one was able to cure you?

### Activity 1:

1. Unscramble the key words from today's lesson:

- IPCELRP (clue: Lame person) – \_ \_ \_ \_ \_
- KWAL (clue: opposite of run) – \_ \_ \_ \_ \_
- HLEA (clue: to make someone well from illness) – \_ \_ \_ \_ \_

2. What did the lame man do after he was healed? There is more than one answer.

- Go home
- Jump up
- Cry
- Praise God
- Walk

3. Draw 3 pictures showing the lame man before, during and after he was healed.



4. Act it out! How did Peter and John manage to heal the lame man? Get into groups of three and act out the scene for the rest of the class to enjoy. Then vote who the best actor or actress is!

5. What did Peter and John do after the lame man was healed?
- a. They took a break
  - b. They preached the Gospel
  - c. They opened a clinic
  - d. They taught the crowd about Jesus

### **Respond**

1. If you were given the power to heal, how would you use your power?

\_\_\_\_\_

2. Do you think Peter healed the cripple in order to make himself famous? If not, why?

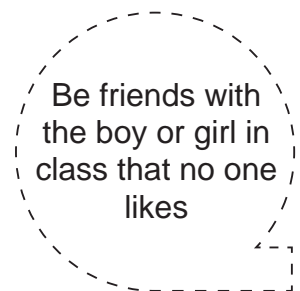

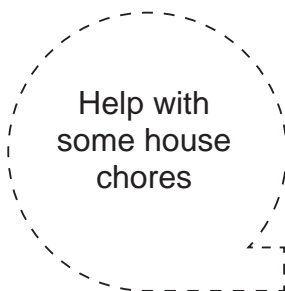
\_\_\_\_\_

### **Remember**

Peter healed the cripple with the power of the Holy Spirit. He did this to show the man who Jesus is.

### **Action**

Colour one of the things below that you can do this week to show someone that Jesus is in your life.



### **Prayer:**

Dear Lord, please help me to be bold in telling my friends about You, and also to live in a way that shows You are in my life. In Jesus' Name, Amen.

# Epic of the Apostles Acts Volume 1

## Lesson 3: Life in the Early Jerusalem Church - Ananias and Sapphira

### Theme:

When we tell lies, we are lying to the Holy Spirit and not just the people we lie to.

### Lesson Aim:

To learn that lying hurts God.

### Bible Passage:

Acts 5:1-11

### Memory Verse:

Do not lie to each other, since you have taken off your old self with its practices.  
Colossians 3:9

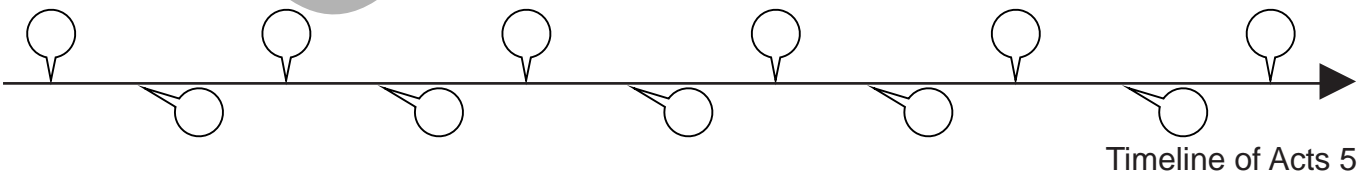


## Learn

### Lessons from the story:

The deaths of Ananias and his wife are a warning and a lesson that we cannot lie or cheat God. God cannot stand hypocrisy or cheating in the church or anywhere.

**Activity 1:** Arrange the story on the timeline according to the sequence of events in Acts 5 by filling the bubbles with the correct letter from the list of events below.



### **Events:**

- D. Ananias brought a portion of the money he received from the sale of the property to give to the church.
- A. Ananias pretended that the portion of money was actually the full amount he received from the sale.
- F. Ananias fell down dead.
- G. Peter asked Sapphira if the amount of money Ananias had given to the church was the actual price of the property sold.

- H. Three hours later, Sapphira came to see the apostles.
- C. Peter confronted Ananias about his dishonesty.
- I. Sapphira lied and said “yes”.
- K. Ananias and his wife Sapphira sold a piece of property.
- J. Peter said that Sapphira had tried to test the Holy Spirit by being deceitful.
- B. Ananias and Sapphira received money from selling the property.
- E. Sapphira also fell down dead.

## Activity 2:

Put a tick  in the box for the statements you agree with and a cross  for those you disagree with.

1. It is alright to lie as long as no one finds out the truth
2. God knows everything
3. God only knows the things I pray to him about
4. Jesus said “Blessed are the pure in heart for they will see God”
5. When we lie, it hurts the Holy Spirit
6. Man looks at the outward appearance but God looks at the heart
7. Choosing to tell the truth ensures God’s protection on our lives. Proverbs, 10:9 says “Whoever walks in integrity walks securely, but whoever takes crooked paths will be found out”

## Respond:

Learn a new word! Unscramble the letters to find out what it is, and write it on the line. Then discuss the meaning with your teacher.

GRITTENIY

---

## Group Discussion

Do you think it was necessary for Ananias and Sapphira to die? How else could they have been punished? If they had not died, do you think other believers would have been afraid to lie and cheat as well?

Do you think, in God’s standards, there is a difference between white lies and lies?

## Application

Make it a commitment not to lie, even if is a white lie. If you don’t feel strong enough to stop yourself from doing it, ask God for strength. He will help you overcome it.

## Prayer:

Dear Lord, I realise then when I sin, I not only hurt others but I hurt You. Please help me to be pure and upright in all my ways. In Jesus’ Name, Amen.

# Epic of the Apostles Acts Volume 1

## Lesson 4: Life in the Early Jerusalem Church - A Miraculous Prison Break

### Theme:

It is better to fear God than man, for God protects us.

### Lesson Aim:

Choose to obey and fear God even when other people oppress us.

### Bible Passage:

Acts 5:17-42

### Memory Verse:

Peter and the other apostles replied, "We must obey God rather than men!" Acts 5:29



## Learn

### Lessons from the story:

The apostles did not stop speaking about Jesus even though they were threatened and put in prison. They were convinced that they had to obey God rather than men.

**Activity 1:** What are the main events happening in this story? Classify these statements as "natural" or "supernatural". Natural means things that human beings can do by themselves. Supernatural means, there was a miracle involved in this event.

1. The apostles were put in prison. \_\_\_\_\_
2. An angel of God came at night to release them from prison. \_\_\_\_\_
3. The angel told them to continue preaching the next day. \_\_\_\_\_
4. The next morning, the prison cell was still securely locked and the guards standing at the doors, but no one was inside. \_\_\_\_\_
5. The apostles were preaching in the temple at dawn the next day.  
\_\_\_\_\_

## Who should we obey?

Did you classify no. 5 as “natural”? Good! The apostles decided themselves to continue preaching the next day. They were not scared of getting put in prison again. This means they chose to (unscramble the letters):

ebyo oGd tearth nath nem

---

### **Activity 2: Rearrange the story**

Write down the correct sequence in the boxes.

- Peter and John got caught a second time while preaching.
- A Pharisee names Gamaliel stood up for them.
- The officers could not find the apostles in the jail.
- The apostles were arrested.
- The apostles were beaten before they were released.
- At night, an angel came to their rescue.

### **Respond: Discuss with your teacher**

What does “fear of God” in this story mean?

Are there different types of fear?

### **Application: Dealing with peer pressure**

Find a partner in your Sunday School class. Share with each other one thing another friend made you do that you knew was wrong and how you dealt with it.

Remember: It is better to fear and obey God when people around us ask us to do wrong. Peter obeyed God and was rescued from prison!

### **Prayer:**

Dear Lord, I realise then when I sin, I not only hurt others but I hurt You. Please help me to be pure and upright in all my ways. In Jesus' Name, Amen.

# Epic of the Apostles Acts Volume 1

## Lesson 5: Stephen – Persecution and Scattering of the Jerusalem Church

### **Theme:**

We must forgive those who are bad to us.

### **Lesson Aim:**

To follow Jesus' example and forgive those who treat you badly.

### **Bible Passage:**

Acts 6:1-8:3

### **Memory Verse:**

For if you forgive men when they sin against you, your heavenly Father will also forgive you. Matthew 6:14



## Learn

### **Lessons from the story:**

Stephen is the first follower of Jesus to die for his faith. He follows the example of the Lord Jesus by praying for forgiveness for those who stoned him to death.

## Activity 1:

What kind of man was Stephen? Brainstorm some adjectives to describe him.

## Activity 2:

Compile a biodata of Stephen by filling in the template. Read the story of Stephen in today's Bible passage to get clues about him. Draw what you think he might have looked like in the space for the photo.

Name:

Occupation:

Character attributes:

Skills:

First love:

Well-known for:

Famous words:



## **Think about it**

1. Stephen was the first person who died for believing in Jesus as recorded in the New Testament. Stephen forgave those who persecuted him. Why do you think Stephen was able to do that?

The H \_\_\_\_\_ S \_\_\_\_\_ helped him to \_\_\_\_\_ o \_\_\_\_\_

those who hated him.

2. Whose example was Stephen following? (read Luke 23:34) J \_\_\_\_\_
3. Can you name some others who have made a stand for their belief in Jesus Christ and suffered or died because of it?

### **Response and Application**

Find a partner and share with him or her about someone who has hurt you (e.g. unfair punishment by school teachers, favouritism from parents, a school bully).

Discuss with your partner how you think Jesus would want you to behave towards that person and pray for the person. Then, listen to your partner's sharing!

### **Prayer:**

Dear Lord, please help me to learn to forgive others even when they hurt me badly. Help me to remember Your example and Stephen's example. In Jesus' Name, Amen.

# Epic of the Apostles Acts Volume 1

## Lesson 6: The Gospel Spreads to Samaria

### Theme:

God can use difficult situations to make us realise that there are things He wants us to do.

### Lesson Aim:

To check our lives and see if we are living in ways that please God.

### Bible Passage:

Acts 8:4–40

### Memory Verse:

Search me, O God, and know my heart; test me and know my anxious thoughts. See if there is any offensive way in me, and lead me in the way everlasting.  
Psalm 139:23-24



## Learn

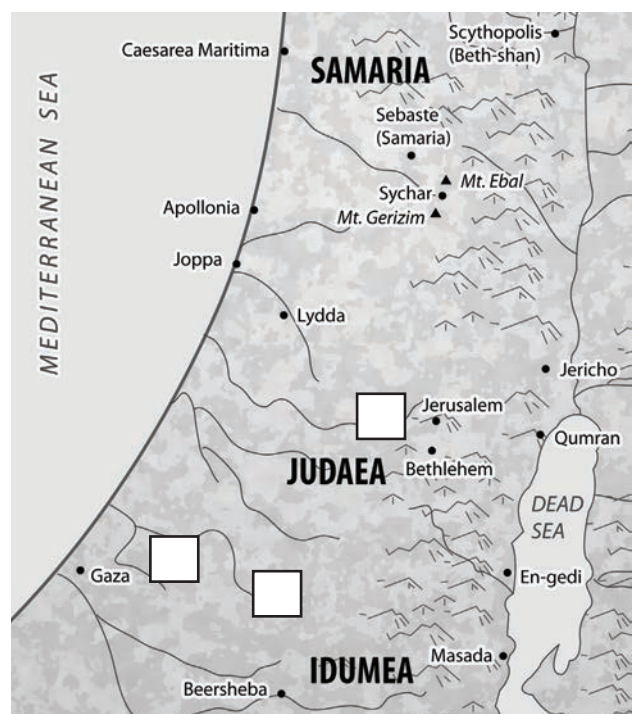
### Lessons from the story:

The persecution of the church by the Jewish leaders causes the believers to flee Jerusalem and to spread the Gospel beyond to Judea and Samaria.

## Activity 1:

- Who are the main characters in this story?
  - The Disciple of Christ  
= P \_ \_ \_ \_ \_ p
  - The genuine seeker  
= E \_ \_ \_ \_ \_ p \_ \_ \_ n E \_ \_ \_ \_ \_ h
  - The magician  
= S \_ \_ \_ \_ \_ n
  - A member of God's holy trinity  
= The \_ \_ \_ \_ \_ y \_ \_ p \_ \_ \_ \_ t
- Mark on the map the locations of the story's main characters as follows:

Use a ★ for Philip,  
a # for the Ethiopian Eunuch  
and a ◆ for Simon



3. On the map, write 'P' next to the name of the town where the Holy Spirit took Philip to after he baptised the Ethiopian Eunuch. Then trace a line to show where Philip went after that while preaching the Good News in every town along the way. Mark a second 'P' at the place where Philip stopped at.
4. **The Holy Spirit helps Philip. Put a tick (✓) next to the things that Philip could only do by the Holy Spirit's power.**
  1. Run up to the Ethiopian eunuch's chariot and run beside it. \_\_\_\_
  2. Perform miracles in Samaria. \_\_\_\_
  3. Leave Jerusalem to escape the persecution. \_\_\_\_
  4. Suddenly disappear from the eunuch and appear in another place. \_\_\_\_

## Respond: Difficult situations

Write down what you think God would want you to do in the following situations.

Your best friend wants you to share your answers with him during your exams.

---

You find money that was dropped in church and you want to use it to buy a toy.

---

One of your classmates loves to tease you and won't stop even after you tell him to.

---

Of the 3 situations above, which did you find the easiest to obey God?  
Which is the hardest to obey God?

## Prayer:

Dear Lord, thank You that You make good things happen out of bad situations. Help me to remember that the Holy Spirit will always help me obey You in difficult situations. In Jesus' name, Amen.

# Epic of the Apostles Acts Volume 1

## Lesson 7: Saul the Persecutor Meets Jesus - On the Road to Damascus

### Theme:

Our lives will be changed when we truly know Jesus as our Lord and Saviour.

### Lesson Aim:

To seek to be faithful to Jesus and allow Him to change our lives.

### Bible Passage:

Acts 9:1-22

### Memory Verse:

Therefore, if anyone is in Christ, he is a new creation; the old has gone, the new has come!  
2 Corinthians 5:17



## Learn

### Lessons from the story:

After encountering the risen Lord, Saul changes from being someone who hated the church into someone who loves Jesus Christ and preaches about Him.

### Activity 1: Fill in the blanks about Saul and find the words in the puzzle below

Saul is from T\_\_\_\_\_s. Saul was a P\_\_\_\_\_ee before he met Jesus. He was highly e\_\_\_\_\_ed, obeyed all the r\_\_\_\_\_s of the Old Testament and persecuted C\_\_\_\_\_ti\_\_\_\_\_. Saul believed that he was doing the right thing by arresting the followers of J\_\_\_\_\_ and putting them into p\_\_\_\_\_n. Saul had an encounter with Jesus on the road to D\_\_\_\_\_. Saul's name was changed to P\_\_\_\_\_.

X	A	C	E	D	R	P	O	C	D	E	P
D	P	V	J	Q	A	E	S	H	K	O	A
E	H	S	E	S	M	M	E	R	I	S	U
T	A	R	S	U	S	E	A	I	O	J	L
A	R	E	U	F	T	R	M	S	P	E	H
M	I	D	S	E	A	Q	U	T	C	R	T
E	S	U	H	I	O	V	E	I	S	U	R
R	E	L	O	G	W	O	R	A	J	L	S
S	E	N	P	R	I	S	O	N	C	E	B
O	R	P	L	I	K	M	Y	S	O	S	K
B	C	A	O	P	Z	A	L	O	X	N	A
L	E	D	U	C	A	T	E	D	I	E	L

### Activity 1:

Colour the picture about Saul's encounter with Jesus and fill in the words in the box.

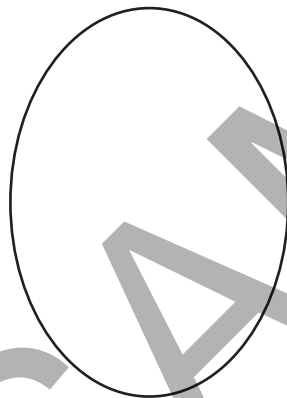
"Saul, Saul \_\_\_\_\_  
\_\_\_\_\_  
\_\_\_\_\_

" \_\_\_\_\_  
\_\_\_\_\_ Saul asked.




### Activity 2: Transformed

Draw the face of Saul before and after his conversion.



*Saul the persecutor*



*Paul the preacher*

### Application: Share with a friend

What are some things about yourself that you want to change? Talk to a friend in class about this. Take turns to listen to each other.

### Prayer:

Dear Lord, I confess that I have sinned against You by \_\_\_\_\_  
(write your bad habit here, e.g. cheating, spending too much time on Facebook, etc). Thank You Lord for forgiving my sin. Help me to turn away from it completely and choose to obey and follow Your teaching. In Jesus' name, Amen.

# Epic of the Apostles Acts Volume 1

## Lesson 8: Saul Meets the Apostles

### Theme:

Obedying God can sometimes be lonely and difficult, so we are to encourage one another because Christians are all one in the body of Christ.

### Lesson Aim:

Learn to encourage others

### Bible Passage:

Acts 9:23-31

### Memory Verse:

And let us consider how we may spur one another on toward love and good deeds. Hebrews 10:24



## Learn

### Lessons from the story:

Barnabas teaches us about encouragement. When he saw that Paul has truly been converted, he persuaded the apostles to accept Paul.

## Activity 1: Do a search in the dictionaries provided

(Teacher to bring a few pocket-sized dictionaries to class.)

What is the meaning of encourage?

---

What is the opposite of encourage?

---

## Activity 2: What did Barnabas do? Match the phrases with each other.

- |                      |                          |                          |                             |
|----------------------|--------------------------|--------------------------|-----------------------------|
| a. He brought Saul   | <input type="checkbox"/> | <input type="checkbox"/> | preached fearlessly         |
| b. He told them how  | <input type="checkbox"/> | <input type="checkbox"/> | to the apostles             |
| c. He told them that | <input type="checkbox"/> | <input type="checkbox"/> | Saul had seen the Lord      |
| d. He said Saul had  | <input type="checkbox"/> | <input type="checkbox"/> | the Lord had spoken to Saul |

## Activity 3: Escape!

Paul's new friends helped him to escape by lowering him down the city wall in a basket. Make your own basket for Paul and act out the scene with the basket and a figurine.

Materials needed: Egg carton / foam cup, twine/ raffia string, pencil, paint or coloured felt pens to colour the basket, scissors, a small figurine e.g. Lego man or pipe-cleaner figure



How to make: Poke holes on the side of the egg carton or cup to tie the twine/string. Place the figurine inside. Wind the long ends of the string around a pencil to make a pulley system. Now lower Paul in the basket!

### Application:

Give more examples of encouraging things you could do or say to your family and friends.

	Family	Friends/ Others
Words	Mum, dinner was delicious – thank you for cooking Mum, thanks for sending me to tuition Thanks for spending time with me, dad ....	Thanks for .....  I'm .....
Deeds		

Circle one of the actions above and commit to do it this week.

Come back next week and share how it went, and what was the other person's response to your action.

### Prayer:

Lord, help me to learn to be an encourager like Barnabas, to appreciate my friends and family and to bless them with kind words and actions. In Jesus' name, Amen.

# Epic of the Apostles Acts Volume 1

## Lesson 9: Peter's Miracles and Vision

### Theme:

God can do amazing things through us not because of how good we are, but because the Holy Spirit lives in us.

### Lesson Aim:

That the children will rely on the Holy Spirit in all that they do for God.

### Bible Passage:

Acts 9:32-10:48

### Memory Verse:

"Not by might nor by power, but by My Spirit," says the Lord Almighty. Zechariah 4:6b



## Learn

### Lessons from the story:

The Holy Spirit enables Peter to perform great miracles. The Holy Spirit also shows Peter through a vision that the Gospel of Jesus Christ is for everyone, both Jews and Gentiles.

**Activity 1:** Peter travelled around preaching about Jesus and ministering to others. The passage describes some of the characters whom Peter interacted with. Draw lines from the people's names in the box to their characteristics.

Peter ☉

Tabitha ☉

Aeneas ☉

Cornelius ☉

- ☉ Lives in Caesarea
- ☉ His name means "Rock"
- ☉ Was healed from paralysis
- ☉ Also known as Dorcas
- ☉ She was good at sewing clothes
- ☉ Saw a vision with a sheet of animals
- ☉ Whole household received the Holy Spirit
- ☉ Was bedridden for 8 years
- ☉ In the Roman military
- ☉ Did charitable works
- ☉ Lives in Lydda
- ☉ Lives in Joppa
- ☉ A devout person
- ☉ One of Jesus' 12 disciples
- ☉ Was a Roman, and therefore a Gentile
- ☉ Was raised from the dead

## **Activity 2: Game – Listen to the guide!**

In John 14:26, Jesus told us that when he departs, he would give us the Holy Spirit to be our counselor and guide.

Equipment: Blindfolds, 5 items to throw (pens, marbles etc) per group, a container to throw them into (e.g basket, cup, pail). *Note: It should not be too easy to do successfully.* Rules of game: Split into groups of the same number per group. In each group, members take turns at being the guide. The other players must pretend to be handicapped, like Aeneas, in any of these ways:

Blind – blindfolded

Use of one weak arm only (e.g. right-handed person uses left hand only)

Bedridden or crippled (i.e. sitting or lying down)

They take turns to throw the objects into the container. The guide is to help them in anyway they like, e.g. through verbal instruction, guiding the arm, demonstrating in person, etc.

### **Application – Discuss with a friend or as a class**

1. How did you feel when it was your turn to throw?
2. How did you feel when the coach guided you?
3. How did you feel when you were the coach?
4. From the story, who helped Peter to make Aeneas walk and Tabitha to rise from death?
5. Remember, in life, when we face situations that seem too difficult or challenging, we can ask the Holy Spirit for help.

### **Prayer:**

Dear God, now I know I cannot do many things without the Holy Spirit. Thank You that the Holy Spirit lives in me. Help me to rely on the Holy Spirit and not to be proud in thinking that I can do everything on my own. Amen.

# Epic of the Apostles Acts Volume 1

## Lesson 10: 'It's Official: The Gospel Is For All – Even the Gentiles'

### Theme:

God wants everyone to hear about and receive His gift of salvation.

### Lesson Aim:

To thank God for his gift of salvation that is given to everyone.

### Bible Passage:

Acts 11:1-18  
(Revise Acts 10:1-48)

### Memory Verse:

I am not ashamed of the gospel, because it is the power of God for the salvation of everyone who believes: first for the Jew, then for the Gentile. Romans 1:16



## Learn

### Lessons from the story:

Peter realises that God wants the church to preach the Gospel not just to the Jews, but also to the Gentiles.

## Warm Up: Charades! / Slashes

This is a quick and fun revision of Acts 10: 1-48. Teacher prepares 5 pieces of paper with the following phrases: “**Sheet full of animals**”/ “**Get up, kill and eat**”/ “**Peter has a vision**”/ “**Don’t call anything unclean which God has made clean**”/ “**Cornelius, the Roman centurion**”. Fold up the papers so the phrases can’t be seen. Also write these phrases on the board. Divide class into five groups. Each group draws on a paper randomly. As a group, they must act out the phrase without words for the other groups to guess using the phrases on the board as a guide. The first group to shout out the answer wins. Groups take turns to act out the phrases on their piece of paper.

## Activity 1: Arrange the events in order to tell the story correctly.

**Correct order:**


8. Peter obeyed God, and preached the gospel to Cornelius and his family, who were Gentiles.
5. Peter was Jewish, and he would not eat some of the animals he saw in his vision because they were unclean.

7. But after Peter explained that God also loves the Gentiles, and had chosen to give the Holy Spirit to the Gentiles, the Jewish Christians glorified God.
3. Peter saw a vision of a sheet with many animals when he was in Simon the tanner's house in Joppa.
2. At first the Jewish Christians criticized Peter.
6. This meant that the gospel was not only for the Jews, but also for the Gentiles.
4. Peter returned to Jerusalem to share what he had learned with the other Jewish Christians.
1. God told Peter not to call something unclean, which God had made clean.

## **Activity 2:**

Make a door hanger with today's memory verse on it. Hang it on your bedroom door to remind you about the power of the Gospel. Materials: Paper or stiff card, scissors, a cup to draw the circle, a ruler, markers, colour pencils, glitter/stickers to decorate.

Here's an example.



### **Application:**

Can you think of some people whom you dislike or don't get along with? Jesus loved them enough to die for them too!

Keep the people whom you don't get along with in mind, and say this prayer:  
 "Dear Jesus, I thank You for the Gospel which is powerful and brings salvation to all who believe in You. Please help me to love others just as You loved me, so that I may share the Good News of Jesus with them. Amen."

### **Prayer:**

Now, say the above prayer out loud to a partner. Then, every time you see the person you dislike, remember to give thanks and say a prayer like this one in your heart.

# Epic of the Apostles Acts Volume 1

## Lesson 11: Barnabas the Encourager and the Antioch Church

### Theme:

God uses good and faithful believers who are strengthened by the Holy Spirit, to build up His church.

### Lesson Aim:

To learn what it is to be a good and faithful disciple of Jesus.

### Bible Passage:

Acts 11:19-30

### Memory Verse:

He was a good man, full of the Holy Spirit and faith, and a great number of people were brought to the Lord. Acts 11:24



## Learn

### Lessons from the story:

The church in Antioch is growing fast. Barnabas, a man full of the Holy Spirit and faith, is sent to help the church. Led by the Holy Spirit, Barnabas encourages Saul (Paul) to work with him. Together, they build up the Antioch church.

## Warm Up: Remember Barnabas?

Quickly shout out to your teacher some things you remember about Barnabas from Lesson 8.

## Activity 1: Complete the following sentences.

1. The Gospel spread because of per\_\_\_\_\_.
2. People who believed in Jesus were first called 'Christians' in An\_\_\_\_\_.
3. The Jerusalem church sent Ba\_\_\_\_\_ to Antioch to encourage the young church there.
4. Barnabas went to Tarsus look for S\_\_\_\_\_ and brought him to Antioch.
5. Barnabas and Saul stayed in Antioch and taught the people for \_\_\_\_\_ ye\_\_\_\_\_.
6. The Holy Spirit empowered one of the prophets called A\_\_\_\_\_ to predict that there would be a famine in Judea, which would lead to a shortage of f\_\_\_\_\_.

## Activity 2: Famine!

- What are the basic necessities that humans need in life?  
\_\_\_\_\_
- What would you do if you heard that others were suffering and did not have these things?  
\_\_\_\_\_
- What did the Christians do when they heard about the famine in Judea?  
\_\_\_\_\_
- Identify some of the less fortunate people whom we can help:  
\_\_\_\_\_

Talk about ways your church has helped people in need. Teachers can take this opportunity to share some of the community work that the church is involved in. Prepare in advance with photos or a slideshow to show the children.

### Application Activity: Be a builder!

Be like Barnabas and encourage someone. When you do this, you are helping to build up your church, home or class.

On the empty boxes that you brought to class today, paste colourful pieces of paper with ways to encourage others. First, write down the different ways on the papers your teacher will give you. Cut them out in shapes. Materials needed: coloured paper, pens or marker (that will write on coloured paper), scissors, glue.

Look at the chart below for some ways you can encourage others. Can you think of more ways?

<b>At home</b>	Share my toys with my brothers and sisters	Read the Bible and pray with my family
<b>At school</b>	Pay attention in class	Make friends with the new boy or girl
<b>At the playground</b>	Take turns to play on the swings/slides if there are many children who want to play	Look after my younger brother or sister
<b>At church</b>	Join a project to help needy people	Help your Sunday school teacher clean up after class.

When you've pasted the pieces of paper on your boxes, work with your classmates to "build" a building out of the boxes by stacking them up – you can make a pyramid, a tower or any other building design!

### Prayer:

Dear God, help me to remember others who are in need. Maybe they are poor and need food and clothing. Or maybe they are just lonely people who need a friend. Help me to be like Barnabas, to encourage and build up others. In Jesus' name, Amen.

# Epic of the Apostles Acts Volume 1

## Lesson 12: Persecution in Jerusalem and Peter's Escape

### Theme:

Don't be discouraged when bad things happen. We should pray to God and trust Him to deliver us.

### Lesson Aim:

To trust in God when faced with problems and difficulties.

### Bible Passage:

Acts 12:1-25

### Memory Verse:

I sought the Lord, and he answered me; He delivered me from all my fears. Psalm 34:4



## Learn

### Lessons from the story:

Herod tries to please the Jews by persecuting the church. He puts Peter in prison, but the Christian believers are not discouraged. They pray faithfully and God miraculously rescues Peter.


## **Activity 1: Plan a movie of Peter's miraculous escape from prison**

Imagine you are a movie producer, and you are shooting a movie of the events in today's Bible passage. Plan the story.

### Scene 1 – The Escape

How many checkpoints or obstacles would Peter need to overcome, if he was planning his escape on his own?

1. Sleeping between \_\_\_\_\_
2. Bound with \_\_\_\_\_
3. More sentries at \_\_\_\_\_
4. An iron \_\_\_\_\_



## Scene 2 – Reunited with the believers

You are the scriptwriter. Unscramble the following key words to help you in writing the next scene.

1. Peter found himself alone in the (*rseetr*) \_\_\_\_\_. He thought he was (*dmernagi*) \_\_\_\_\_.
2. When Peter realized he had miraculously (*sepacde*) \_\_\_\_\_, he went to Mary's house, where he knew the believers had gathered to (*yrap*) \_\_\_\_\_.
3. When Rhoda the servant girl recognized Peter, she was so happy that she (*frotog*) \_\_\_\_\_ to open the door.
4. The others did not believe her at first, but Peter continued (*nkockngi*) \_\_\_\_\_ at the door.
5. They finally (*eneopd*) \_\_\_\_\_ the door and let Peter in. Peter described his spectacular escape and gave credit to God.

## Discuss: Arrogant Herod

Read verses Acts 12:19-23. Herod was a powerful king and people depended on him for food.

1. What did the people say about Herod? \_\_\_\_\_
2. Why did Herod die? \_\_\_\_\_
3. Why do you think God is the only one who should be glorified and praised?  
\_\_\_\_\_

### Application:

Compare and contrast Peter and King Herod. What's different about them?

	Peter	Herod
His Background	Fisherman, not educated	King, wealthy, head
His Current Situation	Hopeless, stuck, in prison	
His attitude		Proud, arrogant, did not believe in God
What God did for him/ to him		

### Prayer:

Dear God, You are a mighty God, and only You have the power to save like You did in Peter's miraculous escape from prison. I know that I don't have to be afraid when bad things happen, but I can trust You to protect and save me. Help me to give You the glory. In Jesus' name, Amen.

# Epic of the Apostles Acts Volume 1

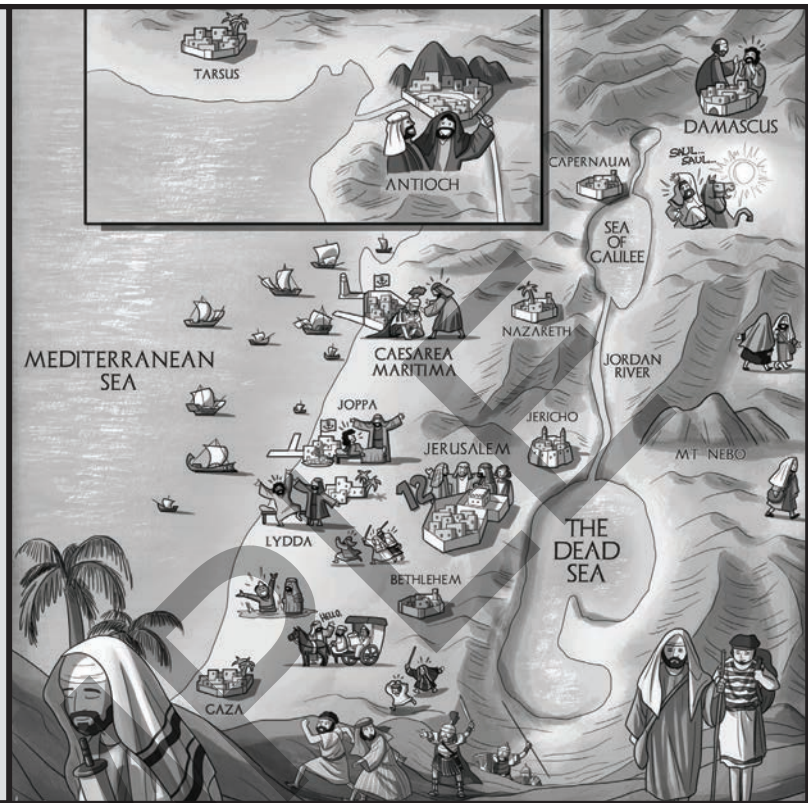
## Lesson 13: Epilogue to Epic of the Apostles Vol.1

### Lesson Aim:

1. To trust in Jesus for my salvation and to ask Jesus to be my Lord.
2. To pray for help in sharing the Good News of Jesus with my friends.

### Memory Verse:

Revise this memory verse from Lesson 1 - But you will receive the power when the Holy Spirit comes on you; and you will be my witnesses in Jerusalem, and in all Judea and Samaria, and to the ends of the earth. Acts 1:8



## Learn

### Lessons from the story:

1. Salvation is given through faith in the Lord Jesus. There is no other way to God except by faith in Jesus.
2. The apostles are given the task of spreading the Good News. They take their mission seriously even when facing persecution.
3. The apostles receive guidance from the Scriptures and obey the instructions of the Holy Spirit. This enables them to effectively share the Good News and God's love.

**Activity 1:** Use the code below to solve the cryptogram about the key messages in the first part of the book of Acts. It may help to fill in the other numbers in the code below.

A	B	C	D	E	F	G	H	I	J	K	L	M	N	O	P	Q	R	S	T	U	V	W	X	Y	Z
1				5	6				10				14					19					23		

1. The Holy Spirit was sent to the apostles to 5.13.16.15.23.5.18 \_\_\_\_\_ them to share the Gospel.
2. Many 13.9.18.1.3.12.5.19 \_\_\_\_\_ were done, such as raising the 4.5.1.4 \_\_\_\_\_ and healing the crippled.
3. 19.20.5.16.8.5.14 \_\_\_\_\_ was the first believer to die for his faith.
4. Saul encountered Jesus on the road to 4.1.13.1.19.3.21.19 \_\_\_\_\_. Later, his name was changed to 16.1.21.12 \_\_\_\_\_.

5. The apostles preached the gospel to both Jews and 7.5.14.20.9.12.5.19 \_\_\_\_\_ .
6. Salvation comes by 2.5.12.9.5.22.9.14.7 \_\_\_\_\_ in Jesus.
7. Barnabas was an 5.14.3.15.21.18.1.7.5.18 \_\_\_\_\_ .

## Activity 2: Word groups

Take the words from the first box and put them in the second box under the key idea they belong to.

empower    believe    faith    Gentiles    raise from the dead    persecution    Jesus    healing  
 preach    tongues of fire    guidance    spread

Holy Spirit	Salvation	Gospel	Miracles

## Activity 3: Make an "Acts" bunting

Make a bunting, shown in the picture, of the things you have learnt from Acts. On pieces of coloured paper, choose the ideas and their related words you like from the activity above, using one paper for one idea. Draw pictures of these words (e.g. draw flames to show 'tongues of fire', or prison bars to show 'persecution').

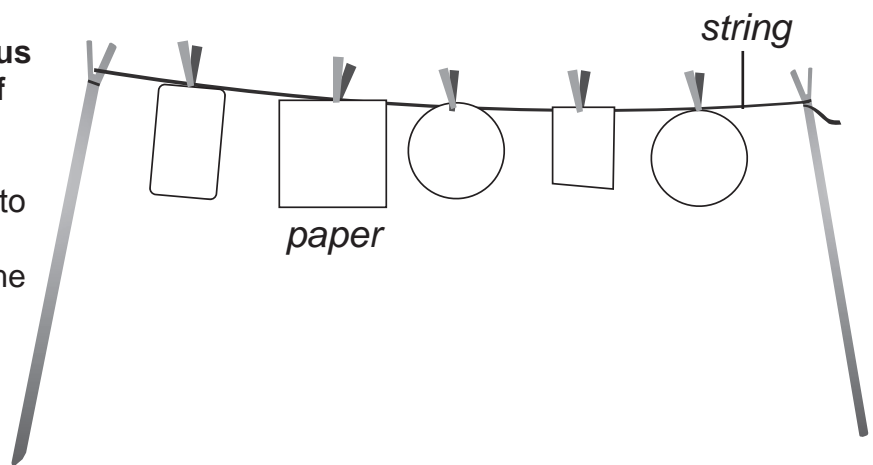
Materials: Twine/ rafia string, different coloured paper cut into different shapes, safety pins/ clothes pegs, coloured markers or felt pens.

Instructions:

1. Each student gets three pieces of paper from the teacher.
2. Write down the ideas/words and draw the pictures, on the paper. Use one paper for one idea.
3. Peg the paper-shapes to the string.
4. Hang up the bunting in class!

**Prayer:** Have you made Jesus Christ the Lord and Saviour of your life?

If you haven't, ask your teacher to pray with you. Remember, when you believe in Jesus, you become God's child and you don't have to be afraid anymore. God will give you the Holy Spirit to be your Counselor and Guide.



### Prayer:

Dear God, I thank You for Your gift of the Holy Spirit who guides me and is always with me. Give me courage to share Your love and Gospel with those around me. I love You. In Jesus's name, Amen.

# Epic of the Apostles Acts Volume 1

## Notes

SAMPLE