


# ANSWER ACTIVITY BOOK

Based on

# Discover the Bible



SAMPLE



The Bible Basics Discovery Series

# ANSWER ACTIVITY BOOK

based on

# Discover the Bible

Suitable for teenagers - All  
Age level

Lilian Jose

# Copyrights



First published in Malaysia in 2023 by Pristine World Sdn Bhd  
Copyright © 2023 Pristine World Sdn Bhd, Malaysia

All rights reserved. No part of this publication or multimedia may be reproduced, stored in a retrieval system or transmitted in any form or by any means, electronic, mechanical, photocopying, recording, scanning or otherwise, without the prior written permission of the copyright owner.

Unless otherwise indicated,  
Scripture quotations taken from The Holy Bible,  
New International Version ® NIV®  
Copyright © 1973, 1978, 1984 by Biblica Inc TM  
Used by permission. All rights reserved worldwide.

# CONTENTS

---

<b>01</b>	<b><u>Why Read the Bible?</u></b>	<b>4</b>
<b>02</b>	<b><u>What is the Bible?</u></b>	<b>5</b>
<b>03</b>	<b><u>The Old Testament</u></b>	<b>5</b>
<b>04</b>	<b><u>The New Testament</u></b>	<b>6</b>
<b>05</b>	<b><u>The Bible Taught in Many Ways Through the Ages</u></b>	<b>8</b>
<b>06</b>	<b><u>The Bible in Common Language</u></b>	<b>8</b>
<b>07</b>	<b><u>Preservation of the Bible</u></b>	<b>10</b>
<b>08</b>	<b><u>The Main Theme of the Bible</u></b>	<b>11</b>
<b>09</b>	<b><u>How the Bible has Impacted the World</u></b>	<b>12</b>
<b>10</b>	<b><u>How to Discover the Bible for Yourself</u></b>	<b>13</b>

# ANSWER

## Chapter 1: Why Read the Bible?

### Level 1

#### Activity 1: Let's Get to Know Different Types of Reading Materials!

1. Storybook 2. Textbook 3. Bible 4. Novel 5. Blog

#### Activity 2: Looking for Words

D	E	D	C	G	S	B	T	H	B	S
A	J	R	C	T	H	U	S	B	A	T
F	O	R	G	I	V	E	C	D	C	R
R	Y	C	X	P	M	H	O	P	E	E
E	C	M	A	D	J	Y	N	R	X	N
P	E	A	C	E	U	G	F	E	D	G
S	T	R	D	A	G	D	L	V	E	T
A	E	R	E	T	E	E	I	S	V	H
X	R	I	F	H	D	S	C	C	U	T
D	F	A	H	R	D	A	T	I	N	G
T	S	G	J	D	E	A	C	H	T	W
B	H	E	A	L	I	N	G	E	R	E

### Level 2

#### Activity 1: What's Your Reading Material?

##### Answer suggestion

1. Magazine 2. School textbook 3. Blog 4. Novel 5. Comics

#### Activity 2: What is in the Bible?



About marriage



About human love



About dealing with grief

#### Activity 3: Crossword puzzle

1. Paper  
2. Stone  
3. Skin  
4. Clay



## Level 1

### Activity 1: Let's Get to Know the Books in the Bible!

1. A                      2. C                      3. B                      4. D                      5. C

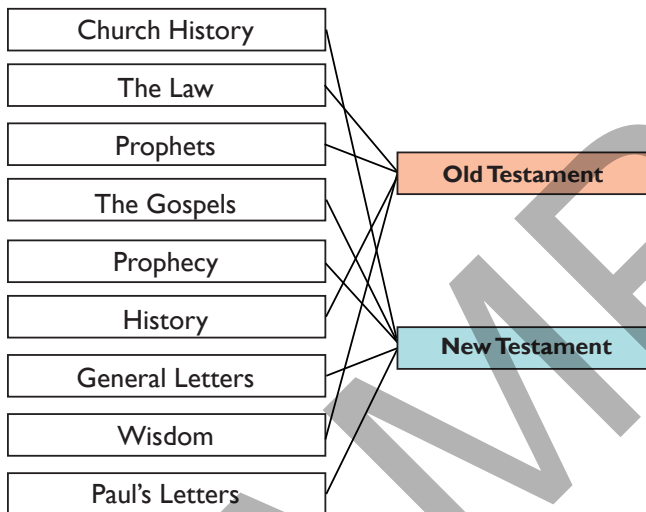
### Activity 2: Fun Facts of the Bible

1. story                      2. theme                      3. contradictions                      4. writers, centuries

## Level 2

### Activity 1: Let's Get to Know the Books in the Bible!

#### WRITING STYLE / GENRE



### Activity 2

Psalm 1: 10 – Therefore, you kings, be wise; be warned, you rulers of the earth.

*\*Depending on the Bible version which was referred to*

# Chapter 3: The Old Testament

## Level 1

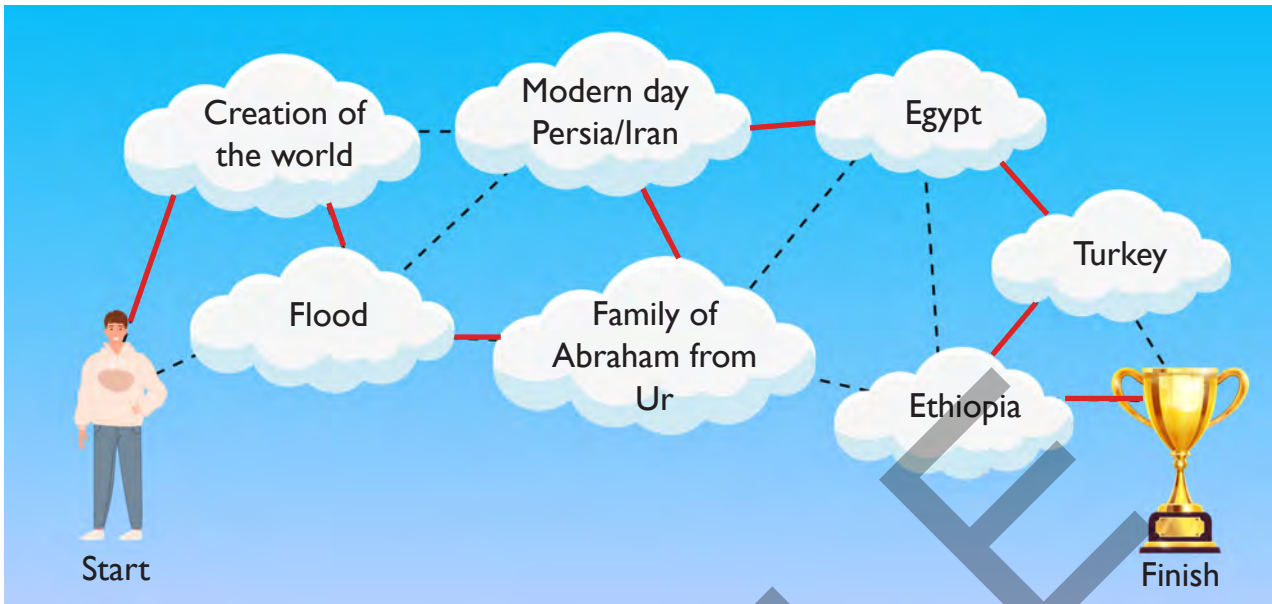
### Activity 1: Let's Get to Know the Books of the Old Testament

Judges	2 Kings	Exodus I	Obadiah	Gendesis	Jossua	Meeca	Song of Solomon
Exodus	2 Song of Solomon	Genesis	I Samuel	Chronicles	Daniel	I Jonah	Zephaniah
Jonah	3 Chronicles						

### Activity 2: Anagram Language in the Bible

1. Aramaic                      2. Hebrew                      3. Greek                      4. English
1. Malay                      2. Indonesian

**Activity 1: Let's Explore the Old Testament World!**



**Activity 2:**

1. 

1	18	1	13	1	9	3
A	R	A	M	A	I	C

3. 

7	18	5	5	11
G	R	E	E	K

2. 

8	5	2	18	5	23
H	E	B	R	E	W

4. 

5	14	7	12	9	19	8
E	N	G	L	I	S	H


Chapter 4: The New Testament

**Activity 1: Identify the Categories of Books in the New Testament**

Category	Example of Books
Gospel	1. Matthew 2. Mark 3. Luke
History	Acts
Letters	1. Philemon 2. Hebrew 3. I Corinthians
Prophecy	Revelation

## Activity 2: The New Testament is the Story of Whom?

1. Jesus
2. Peter
3. Mary
4. Joseph, John
6. Pilate
7. Paul



## Level 2

### Activity 1: Know the Types of Books Contained in the New Testament

Philemon (3)	Revelation (4)	Ephesus (3)
Rome (3)	Galatians (3)	Mark (1)
Matthew (1)	John (1)	Acts (2)
I Thessalonians (3)		

### Activity 2: The New Testament is the Story of Whom?

1. Immanuel or God in human form.
2. Leader of Jesus' disciples.
3. Jesus' earthly parents.
4. A Baptist.
5. Governor of Judea.
6. An apostle from Tarsus

**Jesus**  
**Simon Petrus**  
**Mary and Joseph**  
**John the Baptist**  
**King Herod, Pontius Pilate**  
**Apostle Paul**

Level 1

Activity 1: Ways How the Bible was Taught

H	Y	M	N	A	L	S	S	C	F	R	A
C	L	O	S	E	D	D	T	R	F	A	B
T	Y	T	Y	A	M	U	U	F	I	L	E
P	M	D	P	R	O	H	D	R	B	U	R
A	P	R	E	A	C	H	I	N	G	D	V
I	D	A	G	A	M	O	E	P	O	A	L
N	F	M	D	E	M	U	S	I	C	U	C
T	M	A	T	N	U	T	B	R	S	I	A
I	R	B	U	R	A	S	T	U	F	U	D
N	R	F	I	L	M	S	E	W	A	Y	S
G	A	E	U	U	Y	N	T	U	R	V	R
S	T	B	R	S	D	I	G	I	T	A	L

Activity 2: Learn the contents of the Bible through songs

\*Students with age group of 9-12 and 13-17 learn new song together

Level 2

Activity 1: How the Bible is Taught

1. preaching
2. Closed
3. studies
4. paintings
5. Music
6. Drama
7. Art
8. Films
9. Hymnals
10. Digital

6 D  
1,4 P R E A C H I N G  
A A L  
I M O  
7 A R T 3 S T U D I E S  
T E S  
8 F I L M S D  
N C  
10 D I G I T A L  
S

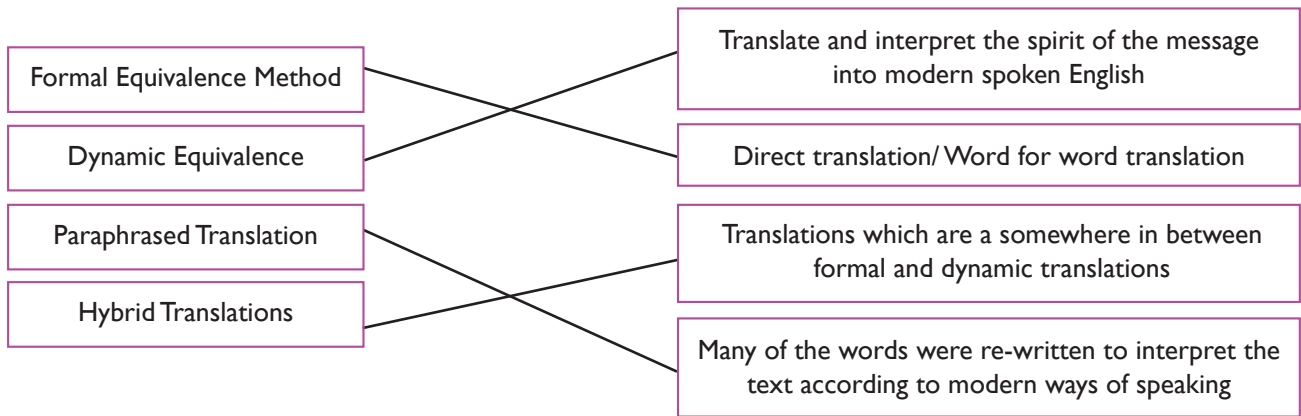
Chapter 6: The Bible in Common Language

Level 1

Activity 1: Get to know the Figures Behind the Writing of the Bible in Common Languages

1. St. Jerome
2. John Wycliffe
3. William Tyndale
4. Johannes Gutenberg
5. Erasmus
6. Martin Luther

## Activity 2: Various Methods of Bible Translation



## Level 2

### Activity 1: Get to know the Figures Behind the Writing of the Bible in Common Languages

This figure has made the Latin translation of the Bible for the Roman Church (Vulgate version).

St. Jerome

This figure has translated the Bible into English so that non-clergy people could read the Bible.

John Wycliffe

This Englishman picked up the torch and carry on the work of translation of the Bible into everyday English.

William Tyndale

The first European to use a movable type metal press to print books.

Johannes Gutenberg

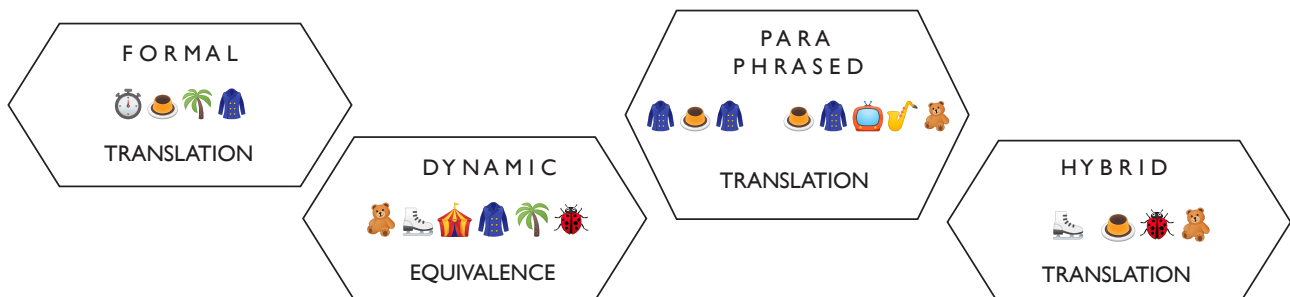
He published a new Greek edition and a more accurate Latin translation of the New Testament.

Erasmus

This figure was prepared to debate with the Roman church and started a process which evolved into the Protestant movement.

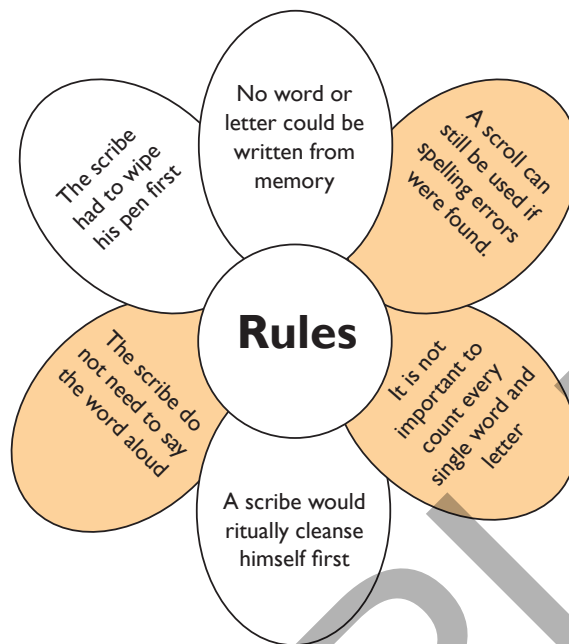
Martin Luther

### Activity 2: Various Methods in Translating the Bible








## Level 1

### Activity 1: Learn the Rules for Making Bible Copies



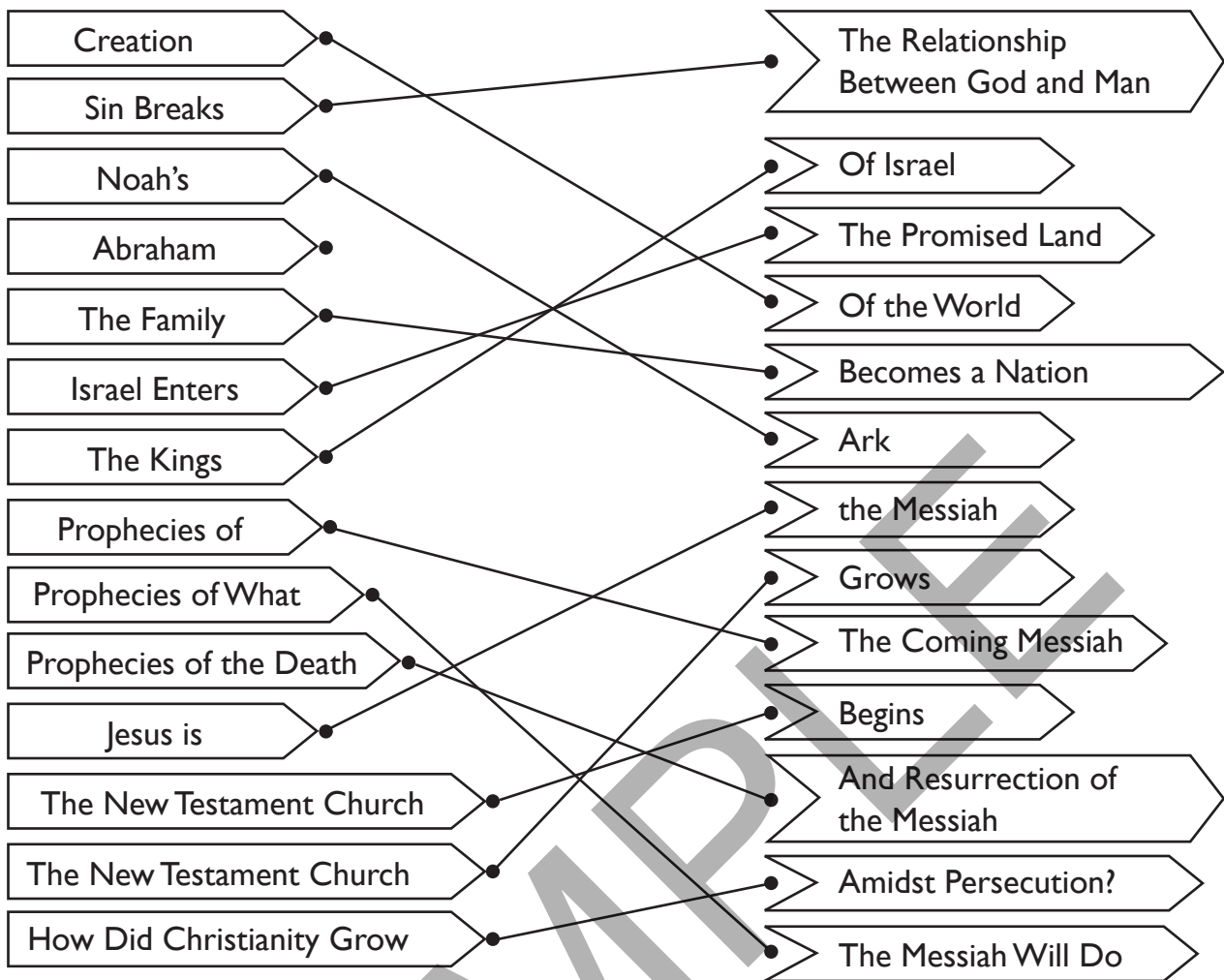
## Level 2

### Activity 1: What are the Rules in Copying the Bible?

-  1. No word or letter could be written from memory
-  2. Before writing the sacred name of God, the scribe had to wipe his pen.
-  3. A scroll was discarded if spelling errors were found
-  4. After copying, every single word and every single letter was counted to verify accuracy and to be sure the copy matched the original.
-  5. Before beginning his work, a scribe would ritually cleanse himself to remind themselves of the seriousness and sacredness of the task.



## Activity 2: Identify Major Themes in the Bible



## Chapter 9: How the Bible has Impacted the World

### Level 1

#### Activity 1: What Effects the Bible Has on the World

1. Sanctification
2. Industrial
3. Education
4. Government
5. Slavery

#### Activity 2: How Can the Bible Bring Goodness to Mankind?

- (√) Christian emperors outlawed gladiatorial games in the East.
- (√) Suicide was not allowed.
- (√) School was introduced to the disabled.

## Level 2

### Activity 1: What Effects the Bible Has on the World

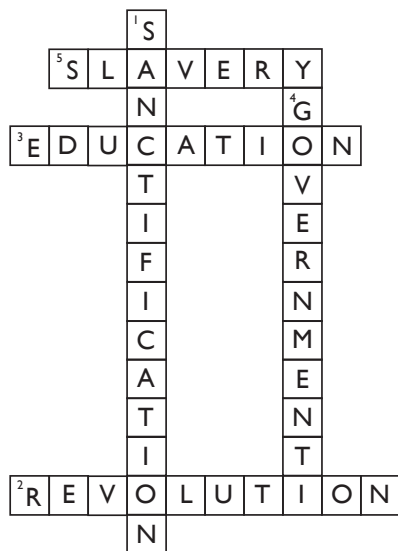
1. Sanctification

2. Revolution

3. Education

4. Government

5. Slavery



### Activity 2: Let's Learn Braille Letters

BIBLE READING CAN

CHANGE THE WORLD

## Chapter 10: How to Discover the Bible for Yourself

### Level 1

#### Activity 1: My Bible Reading Plan

*\*Answer is depending on the students*

#### Activity 2: Let's Get to Know the Bible Learning Aids

*\*This activity can be done with both the age group of 9-12 and 13-17*

### Level 2

#### Activity 1: My Bible Reading Plan

##### Answer Suggestion

Choosing a bible

Deciding on the reading order to start the Bible reading

Start with the Gospels

Start with Genesis

Using the Bible learning aids

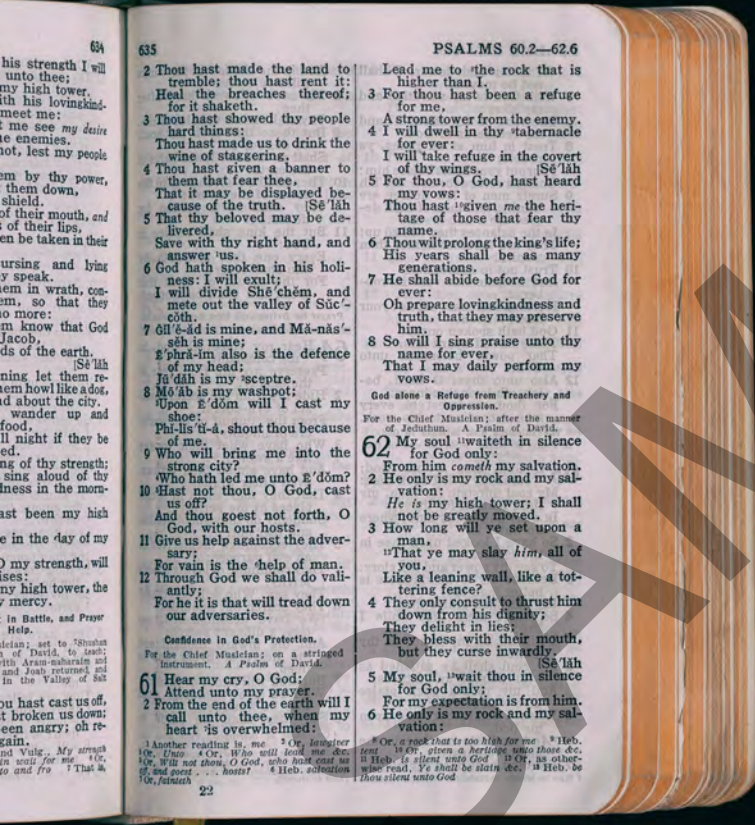
#### Activity 2: Let's Choose the Appropriate Bible Version!

1. The Contemporary English Version - CEV **or** The New Living Translation – NLT **or** The Good News Bible – GNB
2. The New International Version – NIV **or** New Revised Standard Version – NRSV
3. New King James Version – NKJV **or** English Standard Version – ESV **or** New American Standard Bible - NASB

SAMPLE

SAMPLE

# Discover the Bible



Visit us at [www.pristine-world.com](http://www.pristine-world.com)

For inquiries send an email to us at [pristineworld@gmail.com](mailto:pristineworld@gmail.com)

Copyright © Pristine World Sdn Bhd, Malaysia