

Workbook Student Activities

based on

Discover the Bible



Level 1 - Pre-Teens

SAMPLE



The Bible Basics Discovery Series

Workbook Student Activities

based on

Discover the Bible

Level 1 - Pre-Teens

Copyrights



First published in Malaysia in 2023 by Pristine World Sdn Bhd
Copyright © 2023 Pristine World Sdn Bhd, Malaysia

All rights reserved. No part of this publication or multimedia may be reproduced, stored in a retrieval system or transmitted in any form or by any means, electronic, mechanical, photocopying, recording, scanning or otherwise, without the prior written permission of the copyright owner.

Unless otherwise indicated,
Scripture quotations taken from The Holy Bible,
New International Version ® NIV®
Copyright © 1973, 1978, 1984 by Biblica Inc TM
Used by permission. All rights reserved worldwide.

CONTENTS

01	Why Read the Bible?	4
02	What is the Bible?	6
03	The Old Testament	8
04	The New Testament	10
05	The Bible Taught in Many Ways Through the Ages	12
06	The Bible in Common Language	14
07	Preservation of the Bible	16
08	The Main Theme of the Bible	18
09	How the Bible has Impacted the World	20
10	How to Discover the Bible for Yourself	22

Chapter 1: Why Read the Bible?

Theme

Our attitude can be shaped by the selection of good reading materials.

Objective

Let us make the best choice in determining our daily reading material.

Key Lesson

There are a variety of reading materials around us. However, the best source of reading material is the God.

Activity 1: Let's Get to Know Different Types of Reading Materials!



ST ___ YB ___ OK



N ___ V ___ L



T ___ TBO ___ K



___ L ___ G



B ___ BL ___

Activity 2: Looking for Words

1. Marriage
2. Hope
3. Forgive
4. Peace
5. Strength
6. Dating
7. Conflict
8. Death
9. Joy
10. Healing

D	E	D	C	G	S	B	T	H	B	S
A	J	R	C	T	H	U	S	B	A	T
F	O	R	G	I	V	E	C	D	C	R
R	Y	C	X	P	M	H	O	P	E	E
E	C	M	A	D	J	Y	N	R	X	N
P	E	A	C	E	U	G	F	E	D	G
S	T	R	D	A	G	D	L	V	E	T
A	E	R	E	T	E	E	I	S	V	H
X	R	I	F	H	D	S	C	C	U	T
D	F	A	H	R	D	A	T	I	N	G
T	S	G	J	D	E	A	C	H	T	W
B	H	E	A	L	I	N	G	E	R	E

Think About It

The Bible is a book inspired by God. What can you understand by the sentence 'inspired by God'?

My answer: _____

Action

Based on your understanding, do you feel that the Bible is a book that can attract your interest?

If yes, why? _____

If no, why? _____

Chapter 2: What is the Bible?

Theme

God's promise to mankind is eternal and will never change.

Objective

Let us understand the reason behind the existence of the Old Testament and the New Testament in the Bible.

Key Lesson

Through the inspiration from the God, the writers of the Bible are able to provide a story of what happened in the past through various writing styles.

Activity 1: Let's Get to Know the Books in the Bible!

Based on what you have learned in Chapter 2, choose the correct answer for each question below.

1. All of these books are in the Old Testament, EXCEPT
a. Titus b. Genesis c. Deuteronomy d. Leviticus
2. All of the categories below can be found in the New Testament, EXCEPT
a. Prophecy b. The Gospels c. The Law d. Church History
3. All listed below are the writers who have wrote most in the Bible, EXCEPT
a. Jeremiah b. Jude c. Luke d. Moses
4. Who is the ultimate author of the Bible?
a. Moses b. Ezra c. Paul d. God
5. There is one category of the books which has only one book. Which category is that?
a. The Law b. General Letters c. Prophecy d. Prophets

Activity 2: Fun Facts of the Bible

There are several fun facts about the Bible. To find out, refer to page 18 in the book Discover the Bible and complete the blanks below.

1. One s__or__
2. One t__em__
3. No co__ __ra__ic__ions
4. 40 w__it__ __s, 15 c__nt__ __ies

Think About It

Your teacher will give you a picture, as shown below. It is a depiction of the story of Prophet Noah who was ordered by God to build an ark to prepare for the great flood. You are only given 10-15 minutes to see this picture. Your teacher will help you to understand this picture. After that, your teacher will ask each of you to redraw the picture based on what you remember. Then, each of you will share with your friends what you have drawn in front of the class.



Are each of you painting the same picture?

In your opinion, is it impossible for different people, who exist in different times, to know the same thing?

Action

You have learned quite a little more on the Bible. In your opinion, what are the advantages of the Bible if it is compared to other reading materials?

Chapter 3: The Old Testament

Theme

The Old Testament tells about the rise and fall of a kingdom in the past and these stories were recorded by the prophets who were used by God in an extraordinary way.

Objective

Let's understand how God has been with His people through historical records in the Old Testament.

Key Lesson

The breakdown of the stories in the Old Testament into different categories is helpful for us to understand better on how the God influenced the history of human kingdoms in the past.

Activity 1: Let's Get to Know the Books of the Old Testament

You have learned that there are 39 books in the Old Testament. Referring to page 23, choose one of your favorite colors and color the names of books that can be found in the Old Testament.

Judges

2 Kings

Exodus I

Obadiah

Gendesis

Jossua

Meeca

Song of
Solomon

Exodus

2 Song of
Solomon

Genesis

I Samuel

Chronicles

Daniel

I Jonah

Zephaniah

Jonah

3 Chronicles

Activity 2: Anagram Language in the Bible

An anagram is a word game, where the spelling of one word is changed to become another word. In this activity, you need to arrange the anagrams below to find out the languages that have been used in the writing of the Bible. You can refer to the book Discover the Bible on page 24.

1. Aamicra : _____

2. Hewerb : _____

3. eGrek : _____

4. Engshil : _____

How about today? Can you think of other languages that have been used in Bible translations today? Arrange the anagrams below to find out.

1. Maaly : _____

2. dolneaisn : _____

Think About It

In your opinion, is it logic if only the Old Testament exists in the Bible? If so, why and if not, why?

Action

From what you have learnt in the Old Testament, do you have an idea of the way of life in those days? If you were born in that time, would you believe that God exists?

Chapter 4: The New Testament

Theme

The New Testament is about the birth of Jesus and the emergence of many early churches from the efforts of very courageous figures.

Objective

Let's see how the promise of the birth of Jesus as the Messiah was fulfilled in the New Testament.

Key Lesson

Like the Old Testament, the New Testament is also divided into several categories such as gospel, history, letters, and prophecy.

Activity 1: Identify the Categories of Books in the New Testament

You have learned that the 27 books contained in the New Testament can be divided into 4 categories. Complete the table below based on the book Discover the Bible, page 33.

Category	Example of Books
G__sp__	1. Matthew 2. M__r__ 3. L__ _ e
History	A__ _ s
Le__ _ e__ s	1. Phil__ _ _ n 2. H__br__ _ 3. I C__r__ _ _ h__ _ ns
Prophecy	R__ _ _ _ _ _ _ _ _ n

Activity 2: The New Testament is the Story of Whom?

In the narration of the New Testament, there are several main personalities that have been mentioned. To find out who these personalities are, complete the crossword puzzle below based on the clues provided.

1. Immanuel or God in human form. J _ _ _ s

2. Leader of Jesus' disciples. Simon P _ _ t _ r

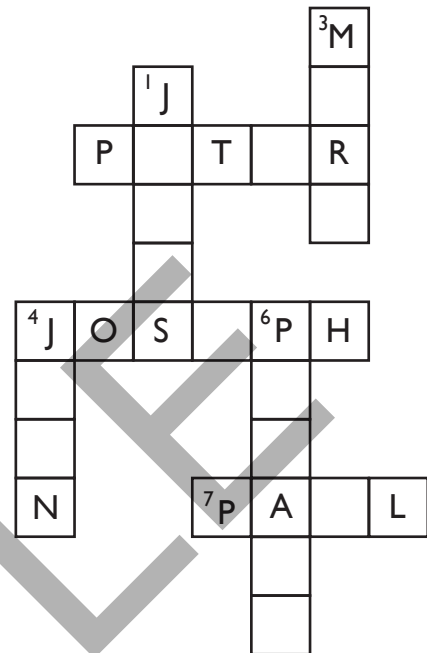
3. Jesus' earthly mother. M _ _ r _ _

4. Jesus' earthly father. (horizontal) _ _ o s _ _ h

5. A baptist. (vertical) J _ _ _ n the Baptist

6. Governor of Judea.
King Herod, Pontius P _ _ l a _ _ _

7. An apostle from Tarsus Apostle P _ _ _ l



Think About It

After learning on the contents of the Old Testament and the New Testament, can you make a comparison between the two?

Action

In the New Testament, we can see that the figures mentioned have faced many difficulties in their ministry. If you were in their position, would you have the ability to survive? If so, why and if not, why?

Chapter 5: The Bible Taught in Many Ways Through the Ages

Theme

Various methods have been used in teaching the Bible, as time goes by.

Objective

Let us appreciate the efforts done in spreading the contents of the Bible by several figures throughout the centuries.

Key Lesson

The Bible can be studied through many interesting ways and this is inspired from God to His people.

Activity 1: Ways How the Bible was Taught

Various methods have been used in teaching the Bible. Find the underlined word in the box below.

1. Open air preaching
2. Closed door meetings
3. Small group Bible studies.
4. Large cathedral paintings.
5. Music
6. Drama
7. Art
8. Films
9. Hymnals
10. Digital media

H	Y	M	N	A	L	S	S	C	F	R	A
C	L	O	S	E	D	D	T	R	F	A	B
T	Y	T	Y	A	M	U	U	F	I	L	E
P	M	D	P	R	O	H	D	R	B	U	R
A	P	R	E	A	C	H	I	N	G	D	V
I	D	A	G	A	M	O	E	P	O	A	L
N	F	M	D	E	M	U	S	I	C	U	C
T	M	A	T	N	U	T	B	R	S	I	A
I	R	B	U	R	A	S	T	U	F	U	D
N	R	F	I	L	M	S	E	W	A	Y	S
G	A	E	U	U	Y	N	T	U	R	V	R
S	T	B	R	S	D	I	G	I	T	A	L

Activity 2: Learn the contents of the Bible through songs

In chapter 5, you have learned the various ways that have been used to convey the contents of the Bible to the public and one of them is through praise. The song below is an example of praise where the fruits of the holy spirit are introduced. You can refer in the New Testament, the book of Galatians 5:22-23. Get help from your teacher to find this verse in the Bible and to learn this song together.

You can find the song through this link: <https://youtu.be/28L2vKSkQpQ>

*The fruit of the Spirit is love, joy, peace
patience, kindness, goodness
The fruit of the Spirit is faithfulness,
gentleness and self-control*

*Since we live by the Spirit, let us keep in step
Keep in step with the Spirit
Since we live by the Spirit, let us keep in step
Keep in step with the Spirit*

What can you understand and feel through learning this song?

Think About It

Which way is your choice to understand the contents of the Bible? What make you to choose that way?

Action

You have seen the various ways used by God's people in the past to teach others regarding the contents of the Bible. How about today? Have you ever seen something around you that is biblical? Apart from the physical ones, try to think of something that you have seen online, for example Facebook and blogs.

Chapter 6: The Bible in Common Language

Theme

The Bible can be owned by ordinary people, in their own language.

Objective

Let us appreciate the translators of the Bible who strive to produce the Bible in other translations so that more people are able to know message from the God to mankind.

Key Lesson

God's participation has made the translation of the Bible from the original language to a language that can be understood by more people is possible.

Activity I: Get to know the Figures Behind the Writing of the Bible in Common Languages

Based on the given key, fill in the blanks with the correct letter for each figure.

1	2	3	4	5	6	7	8	9	10	11	12	13
A	B	C	D	E	F	G	H	I	J	K	L	M
14	15	16	17	18	19	20	21	22	23	24	25	26
N	O	P	Q	R	S	T	U	V	W	X	Y	Z

- This figure has made the Latin translation of the Bible for the Roman Church (Vulgate version).
19 20 10 5 18 15 13 5
_ _ _ _ _
- This figure has translated the Bible into English so that non-clergy people could read the Bible.
10 15 8 14 23 25 3 12 9 6 6 5
_ _ _ _ _
- This Englishman picked up the torch and carry on the work of translation of the Bible into everyday English.
23 9 12 12 9 1 13 20 25 14 4 1 12 5
_ _ _ _ _
- The first European to use a movable type metal press to print books.
10 15 8 1 14 14 5 19 7 21 20 5 14 2 05 18 7
_ _ _ _ _

5. He published a new Greek edition and a more accurate Latin translation of the New Testament.

5 18 1 19 13 21 19

6. This figure was prepared to debate with the Roman church and started a process which evolved into the Protestant movement.

13 1 18 20 9 14 12 21 20 8 5 18

Activity 2: Various Methods of Bible Translation

The Bible has been translated by using various methods. Based on what you have learned in Chapter 6, match the phrases below correctly.

Formal Equivalence
Method

Translate and interpret the spirit
of the message into modern
spoken English

Dynamic Equivalence

Direct translation/ Word for
word translation

Paraphrased
Translation

Translations which are a
somewhere in between formal
and dynamic translations

Hybrid Translations

Many of the words were re-written
to interpret the text according to
modern ways of speaking

Think About It

You have seen how the translators of the Bible are willing to face and overcome various challenges and problems in their efforts to produce a translation of the Bible. If you were in their place, would you be willing to continue your efforts? In your opinion, why do they have such willingness to do it?

Action

After seeing various versions of the Bible translation, which version will be your choice to start getting to know the Bible? Studying the Bible may become easier if you can make choices that suit your interests and level of knowledge!

Chapter 7: Preservation of the Bible

Theme

The Bible has been well-preserved for every generations.

Objective

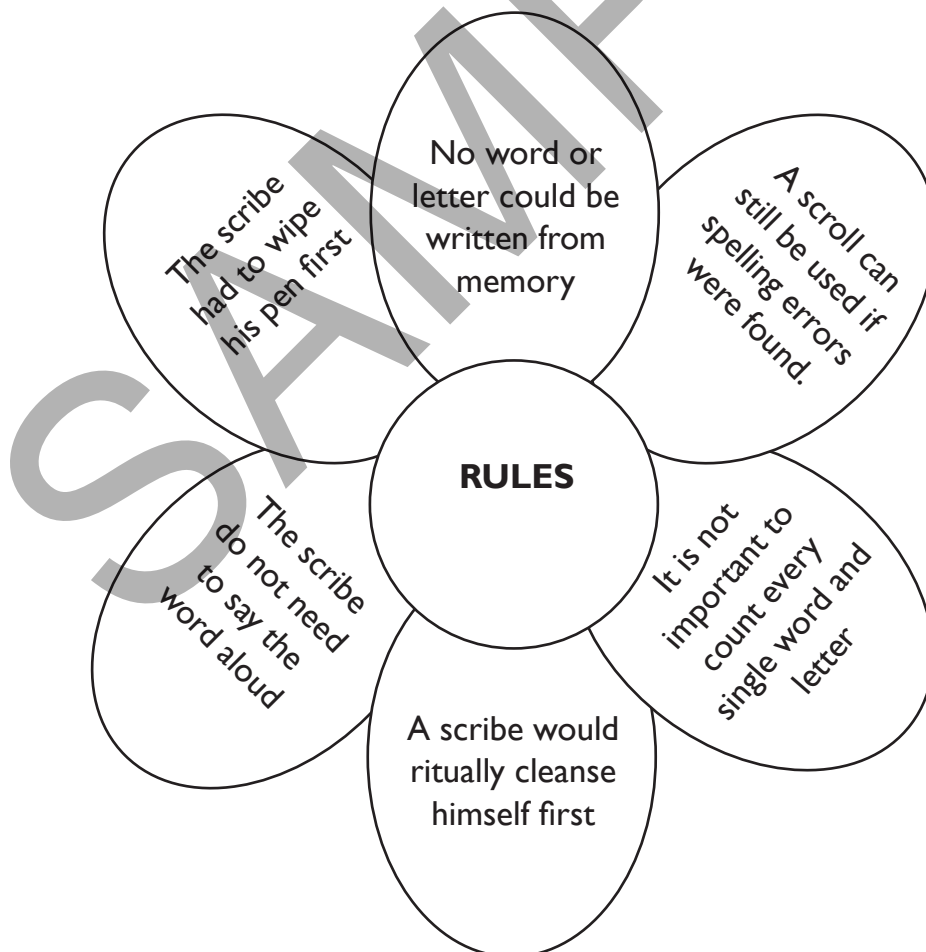
Let us appreciate our Bible today, which has been preserved based on the original copy.

Key Lesson

The efforts that have been made for the preservation of the Bible show how precious our Bible is and because of that, it is not allowed for any error to be happened in the process of re-copying the Bible.

Activity 1: Learn the Rules for Making Bible Copies

Various rules in making copies of the Bible have been listed below. However, there are some of them that are NOT TRUE. Color red for what is NOT TRUE.



For incorrect answers, discuss with your teacher and friends about the correct words.

Think About It

You have seen the various rules that the writers had to follow when copying the Bible. Do you agree with these rules? Discuss with your teacher and friends.

Action

Do you know how letters are delivered from one place to another? For this activity, you will play a game that will test your discipline and memory level. Your teacher will write a paragraph that tells about a story on a piece of paper. Meanwhile, you and your friends will be divided into several groups, where one group can have 4-5 members. Only the first person in each group will receive the paper. Your teacher will give a period of 5-10 minutes for the first member to memorize the important content of the story. Then, he will re-tell it to the second person. This step is repeated until the last member. The last member has to rewrite the story that he heard from the previous member. At the end of this game, together with your teacher and friends, try to compare the story read by the first member with the story written by the last member.

What can you learn from this game?

Chapter 8: The Main Theme of the Bible

Theme

The Bible contains themes about how God deals with people throughout the ages.

Objective





Let's see how God works among His people in terms of restoring the relationship between God and human and also in terms of developing Christianity in the midst of oppression.

Key Lesson

God's works among His people are extended from the creation of the world until the birth of the early churches.

Activity 1: Identify Major Themes in the Bible

There are several major themes in the Bible. Arrange the themes below based on what you have learned in Chapter 8 of Discover the Bible.

-  The Family Becomes a Nation
-  Jesus is the Messiah
-  Sin Breaks the Relationship Between God and Man
-  The New Testament Church Grows
-  The Kings of Israel
-  Prophecies of the Death and Resurrection of the Messiah
-  Israel Enters the Promised Land
-  The New Testament Church Begins
-  Creation of the World
-  Prophecies of What the Messiah Will Do
-  Abraham
-  How Did Christianity Grow Amidst Persecution?
-  Prophecies of the Coming Messiah
-  Noah's Ark

Chapter 9: How the Bible has Impacted the World

Theme

The Bible has brought various changes throughout the world that lead to the progress in that particular place.

Objective

Let's identify the concepts of the Bible that have created civilization among humans.

Key Lesson

The sense of responsibility in Christians in the past has led to human progress, as a result from the values taught in the Bible.

Activity 1: What Effects the Bible Has on the World

You have read in Chapter 9 the effects of the Bible on the world. Circle the correct word for each effect listed below.

1. The Bible and the _____ of Life. (Sanctification/ Abandonment)
2. The _____ Revolution. (Factorial/Industrial)
3. _____. (Education/Business)
4. Reforming _____. (Country/Government)
5. The Battle against _____. (Slavery/Mastery)

Activity 2: How Can the Bible Bring Goodness to Mankind?

The following is a list of the effects of the existence of the Bible among people. Based on your reading in the Discover the Bible book, mark (✓) for the TRUE.

- Infanticide and child abandonment were allowed.
- Christian emperors outlawed gladiatorial games in the East.

Suicide was not allowed.

Children of the poorer families were exploited for cheap labour.

School was introduced to the disabled.

Think About It

A lot of Christian figures are trying to change the world for the better. In your opinion, what makes them have a burning passion to work on this?

Action

After seeing how these figures managed to bring significant changes to the world, how do you feel? Do you have this kind of desire too? By reading the Bible, you will definitely be more motivated to do so!

Chapter 10: How to Discover the Bible for Yourself

Theme

Bible reading can start from yourself.

Objective

Let's identify an easy and convenient way for us to study the Bible based on our needs.

Key Lesson

Today, there are various applications, digital materials, and versions of the Bible that we can choose from and these can help us explore the Bible more easily and interestingly.

Activity 1: My Bible Reading Plan

You have seen how to start reading the Bible. Based on your suitability, fill in the blanks below.

1. Which language is your choice to read the Bible?

2. In your opinion, which one is easier for you to start reading the Bible? The Old Testament or The New Testament?

3. If given the choice of either the Gospel or Genesis, which one would you choose to start reading the Bible? If you do not know the difference, you can ask your teacher or friend.

Activity 2: Let's Get to Know the Bible Learning Aids

Apart from the Bible itself, there are various other sources of reading. Your teacher will show you some of them, as listed here.

1. Visual Bible Explorer series (pristineworld@gmail.com)
2. Daily Bible Reading Devotion Aids (<https://content.scriptureunion.org.uk/wordlive>)
3. Bible App (<http://www.bible.is/>)

What do you think of these applications? Does it make you more interested in studying the Bible?

Think About It

The Bible is a unique book. We can read and understand it without reading every page. In your opinion, why can the Bible be understood without reading the whole thing?

Action

In this chapter, you have seen visual Bible study aids. This includes the books in the Visual Bible Explorer Series by Pristine World. Ask your teacher to explain what is meant by 'visual'. Choose a story from the Bible, for example the story of the creation of the earth and its contents. Read about the story in the regular Bible, and then read about it again in the Visual Bible Explorer Series. Which one do you understand more? Discuss with your friends and teachers.

SAMPLE

SAMPLE

Workbook Student Activities

based on

Discover the Bible



Level 1 - Pre-Teens