


# Workbook Student Activities

based on

# Discover the Bible



Level 2 - Teens

SAMPLE



The Bible Basics Discovery Series

# Workbook Student Activities

based on

# Discover the Bible

Level 2 - Teens

# Copyrights



First published in Malaysia in 2023 by Pristine World Sdn Bhd  
Copyright © 2023 Pristine World Sdn Bhd, Malaysia

All rights reserved. No part of this publication or multimedia may be reproduced, stored in a retrieval system or transmitted in any form or by any means, electronic, mechanical, photocopying, recording, scanning or otherwise, without the prior written permission of the copyright owner.

Unless otherwise indicated,  
Scripture quotations taken from The Holy Bible,  
New International Version ® NIV®  
Copyright © 1973, 1978, 1984 by Biblica Inc TM  
Used by permission. All rights reserved worldwide.

# CONTENTS

01	Why Read the Bible?	4
02	What is the Bible?	6
03	The Old Testament	8
04	The New Testament	10
05	The Bible Taught in Many Ways Through the Ages	12
06	The Bible in Common Language	14
07	Preservation of the Bible	16
08	The Main Theme of the Bible	18
09	How the Bible has Impacted the World	20
10	How to Discover the Bible for Yourself	22

# Chapter 1: Why Read the Bible?

## Theme

The selection of good reading material is important in the transformation of our personality to be better.

## Objective

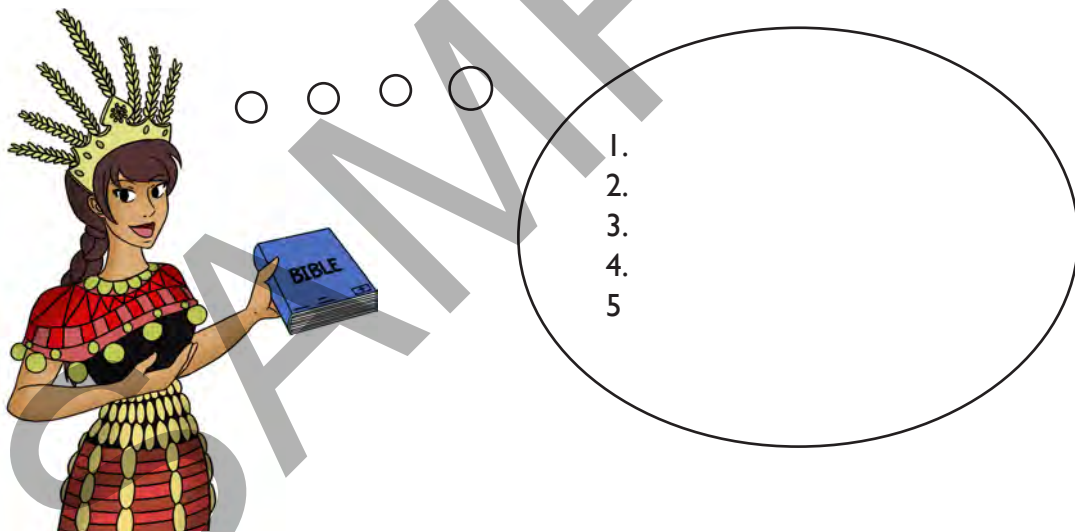
Let us make a careful selection in choosing our daily reading material.

## Key Lesson

Good reading material has been written by many great figures and year after year, century after century, improvements occur in the writings that existed in human civilization. However, the best writing is inspired by God.

### Activity 1: What's Your Reading Material?

Each of us certainly has our favorite reading material. List out the reading materials which are often your choice when you have free time. Examples are novels, magazines, blogs, and more.



### Activity 2: What is in the Bible?

The Bible is a book that contains 1,001 virtues and has been the reference for human for centuries. Tick ✓ for the related point.



About marriage

About the importance of revenge



About how to create conflict


About dealing with grief

About human love

### Activity 3: Crossword puzzle

The earliest humans made records of what was going on at that time on a variety of materials. Complete this crossword puzzle with the given clues. The answer can be found in the book Discover the Bible.

1. Can be processed from the tree.
2. A type of mineral that is very hard. (horizontal)
3. Can be obtained from animals. (vertical)
4. Easy to be shaped when it is wet.



### Think About It

1. In your opinion, why are Bibles written in the local language confiscated in some countries? Why are Bibles written in foreign languages not confiscated?

2. Do you believe that book can shape a civilization? If so, why and if not, why?

### Action

Now, you have known a little on the content of the Bible. Do you feel that the Bible is a book that can interest you?

If yes, why? \_\_\_\_\_

If not, why? \_\_\_\_\_

# Chapter 2: What is the Bible?

## Theme

God's promise to mankind is detailed and does not change from one generation to the next, until the birth of Jesus and even to this day.

## Objective

Let us understand the purpose of God giving inspiration to the Bible writers which were then translated in the form of the Old Testament and the New Testament in the Bible.

## Key Lesson

Each reading material has a different writing style and genre and it is the same for the Bible. How wise are the writers who have been used by God in describing what happened in the past that can still be used as a reference in our lives at this time!

### Activity 1: Let's Get to Know the Books in the Bible!

There are several writing styles for the books in the Bible. Can you identify which writing style/genre belongs to the Old Testament or the New Testament? Match the ones that apply.

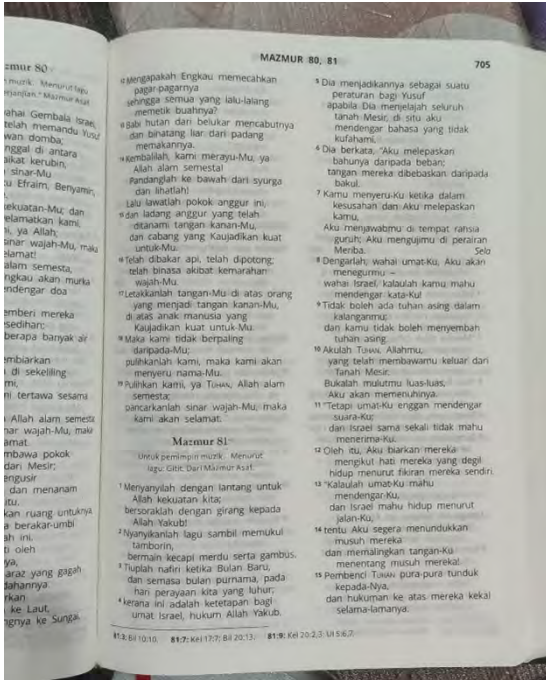
#### WRITING STYLE/ GENRE

Church History
The Law
Prophets
The Gospels
Prophecy
History
General Letters
Wisdom
Paul's Letters

Old Testament

New Testament

## Activity 2



The following picture is taken from one of the Bibles distributed in our country, which is the New International Version (NIV) in the book of Psalms. You have seen the method of dividing verses and chapters on page 16 of the book 'Discover the Bible'. With the help of your teacher, can you write the verse contained in Psalm 1:10?

Psalm 1:10 - \_\_\_\_\_

\_\_\_\_\_

\_\_\_\_\_

\_\_\_\_\_

\_\_\_\_\_

\_\_\_\_\_

\_\_\_\_\_

\_\_\_\_\_

### Think About It

Your teacher will tell you any interesting story which is in the Bible. For example, the story of Prophet Noah who was ordered by God to build an ark to prepare for the great flood. After that, your teacher will ask each of you to rewrite the story based on your own understanding. Then, each of you can tell the story back in front of the class based on what you have written.

1. Did each of you write the same thing?
2. The Bible was written by 40 writers. In your opinion, how is it possible for all of these writers to write things that are very related to each other?

### Action

Based on your reading from other reading materials such as comics and magazines, can you identify how it differs from your reading in the Bible?

# Chapter 3: The Old Testament

## Theme

The history written in the Old Testament told us about the rise and fall of an empire. Among those involved in the history of this civilization are the prophets who have been used by God to record the events that have happened for the reference of the future generation.

## Objective

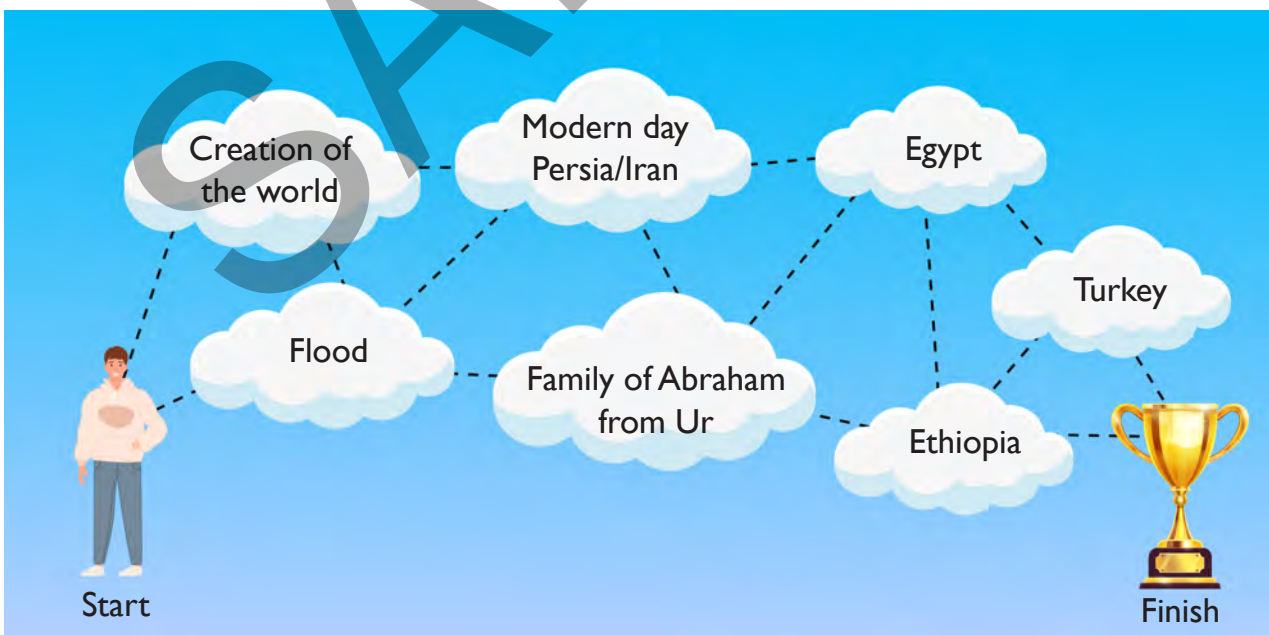
Let see the relationship between God's participation in the lives of His people and the historical record which is now our reference in the Old Testament.

## Key Lesson

The books of the Old Testament are full with facts regarding the history of human empires. These books were then divided into specific categories such as the Pentateuch, history, poetry, major prophets, and minor prophets. These classification make it easier for us to understand the story of the Old Testament that was inspired by God to His chosen people.

## Activity 1: Let's Explore the Old Testament World!

You have learned about the geographical conditions in the Old Testament times on page 21. Let's complete the journey below in exploring the world of the Old Testament. Connect the dotted lines between the clouds in the correct order.



**Activity 2:**

On page 24, you have seen some of the different languages that have been used in the writing of the Bible. Using the keys below, complete the words below.

1	2	3	4	5	6	7	8	9	10	11	12	13
A	B	C	D	E	F	G	H	I	J	K	L	M
14	15	16	17	18	19	20	21	22	23	24	25	26
N	O	P	Q	R	S	T	U	V	W	X	Y	Z

1.

1	18	1	13	1	9	3

2.

8	5	2	18	5	23

3.

7	18	5	5	11

4.

5	14	7	7	12	9	19	8

**Think About It**

In your opinion, what would happen if the Bible only contained the Old Testament?

**Action**

After learning a little about the Old Testament, can you imagine what the world was like in Old Testament times? If you lived in those days, would you believe that God exists? If so, why? If not, why?

# Chapter 4: The New Testament

## Theme

The spread of the Good News outside of Jerusalem began from the birth of Jesus to the establishment of the early churches.

## Objective

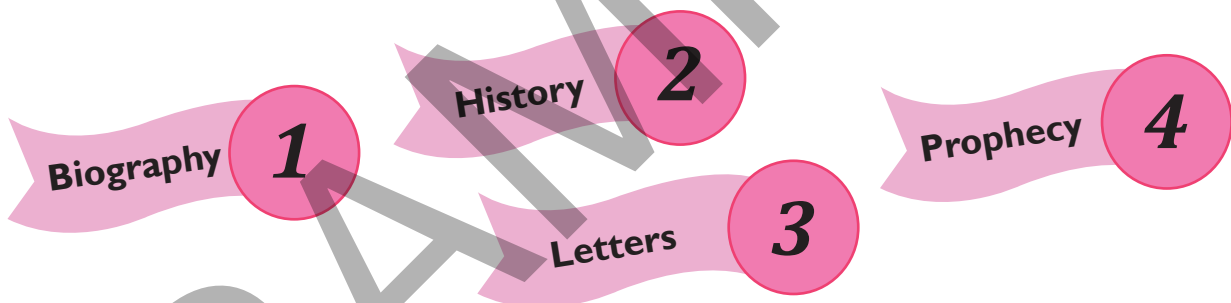
Let see how the prophecies about Jesus from the Old Testament have been fulfilled in the New Testament.

## Key Lesson

The New Testament contains books that tell us from the ministry of Jesus Christ to the apostles and then to the early churches. These books are divided into biographies, histories, letters, and prophecies.

### Activity 1: Know the Types of Books Contained in the New Testament

You have learned that the 27 books contained in the New Testament can be divided into 4 categories. Write the correct category number for each book name below.



Philemon <input type="text"/>	Revelation <input type="text"/>	Ephesus <input type="text"/>
Rome <input type="text"/>	Acts <input type="text"/>	Mark <input type="text"/>
Galatians <input type="text"/>	Matthew <input type="text"/>	John <input type="text"/>
	I Thessalonians <input type="text"/>	

## Activity 2: The New Testament is the Story of Whom?

In the narration of the New Testament, there are several main personalities that have been mentioned. Can you identify these personalities based on the hints given?

1. Immanuel or God in human form. \_\_\_\_\_
2. Leader of Jesus' disciples. \_\_\_\_\_
3. Jesus' earthly parents. \_\_\_\_\_ and \_\_\_\_\_
4. A Baptist. \_\_\_\_\_
5. Governor of Judea. \_\_\_\_\_
6. An apostle from Tarsus \_\_\_\_\_

### Think About It

You have seen the contents of both the Old Testament and the New Testament. What is the difference?

### Action

The characters in the New Testament have a great willingness to spread the Gospel even though they have to face many challenges and persecutions. In your opinion, how do they have such ability?

# Chapter 5: The Bible Taught in Many Ways Through the Ages

## Theme

The method used in teaching the Bible is according to the change in times.

## Objective

Let us appreciate the various ways that have been used by previous people to ensure that the contents of the Bible can be spread to more people, risking their own safety.

## Key Lesson

Bible study is not limited to only certain ways. The wisdom given by God to His people makes the Bible can be taught to other people in a very interesting way.

### Activity 1: How the Bible is Taught

Various methods have been used in teaching the Bible. Complete the phrases/words below and complete this given crossword puzzle.

1. Open air p\_\_\_\_ac\_\_\_\_ng (horizontal)

2. C\_\_\_\_s\_\_\_\_d door meetings

3. Small group Bible s\_\_\_\_d\_\_\_\_es.

4. Large cathedral \_\_\_\_int\_\_\_\_gs.  
(vertical)

5. \_\_\_\_us\_\_\_\_.

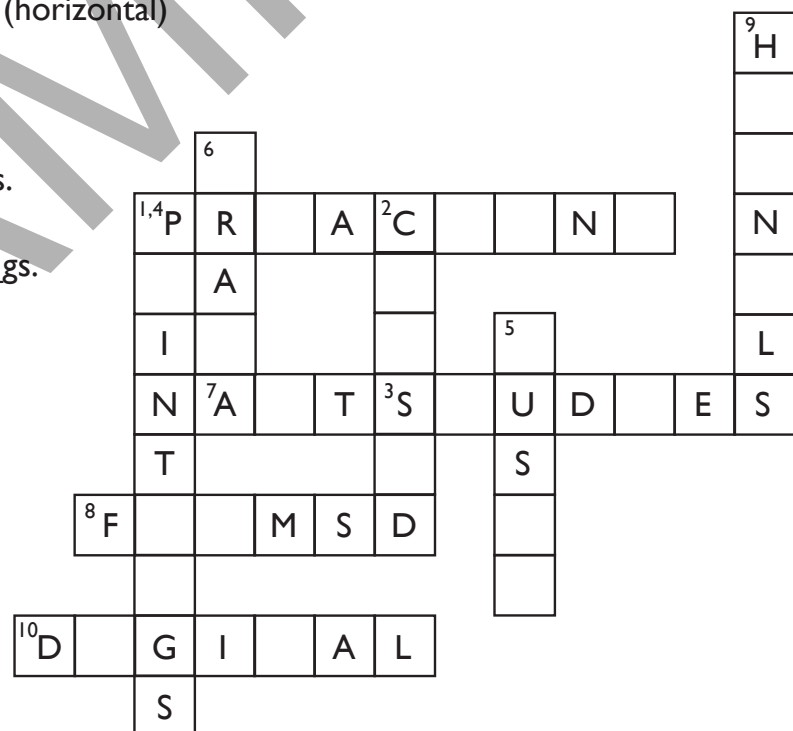
6. \_\_\_\_ra\_\_\_\_a.

7. A\_\_\_\_t.

8. F\_\_\_\_ms.

9. H\_\_\_\_n\_\_\_\_ls.

10. D\_\_\_\_i\_\_\_\_al media.



## Activity 2: Learn the contents of the Bible through songs

In chapter 5, you have learned the various ways that have been used to convey the contents of the Bible to the public and one of them is through praise. The song below is an example of praise where the fruits of the holy spirit are introduced. You can refer in the New Testament, the book of Galatians 5:22-23. Get help from your teacher to find this Bible verse and to learn this song together.

You can find the song through this link: <https://youtu.be/28L2vKSkQpQ>

*The fruit of the Spirit is love, joy, peace  
patience, kindness, goodness  
The fruit of the Spirit is faithfulness,  
gentleness and self-control*

*Since we live by the Spirit, let us keep in step  
Keep in step with the Spirit  
Since we live by the Spirit, let us keep in step  
Keep in step with the Spirit*

What can you understand and feel through learning this song?

### Think About It

In your opinion, through which method you can better understand the contents of the Bible? Explain to your teacher and friends.

### Action

You have seen how God's people try to teach other people about Bible stories. In your opinion, why they are so determined to do this? Can this still be observed in today's society?

# Chapter 6: The Bible in Common Language

## Theme

The Bible can be owned by ordinary people, in their own language.

## Objective

Let us appreciate the existence of the Bible written in our own language because this can help us to better understand what God wants to convey to us.

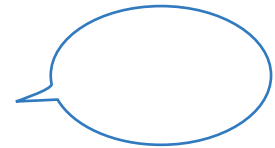
## Key Lesson

The translation of the Bible from its original language to a language that can be understood by more people requires a huge effort, which certainly will not be possible without the participation of God himself.

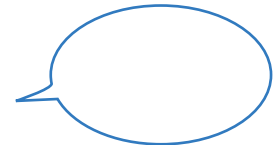
### Activity 1: Get to know the Figures Behind the Writing of the Bible in Common Languages

Based on the hints given, fill in the blanks with the correct letter for each figure.

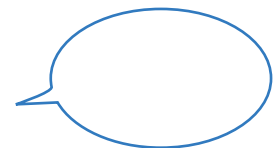
This figure has made the Latin translation of the Bible for the Roman Church (Vulgate version).



This figure has translated the Bible into English so that non-clergy people could read the Bible.



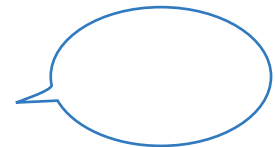
This Englishman picked up the torch and carry on the work of translation of the Bible into everyday English.




The first European to use a movable type metal press to print books.



He published a new Greek edition and a more accurate Latin translation of the New Testament.

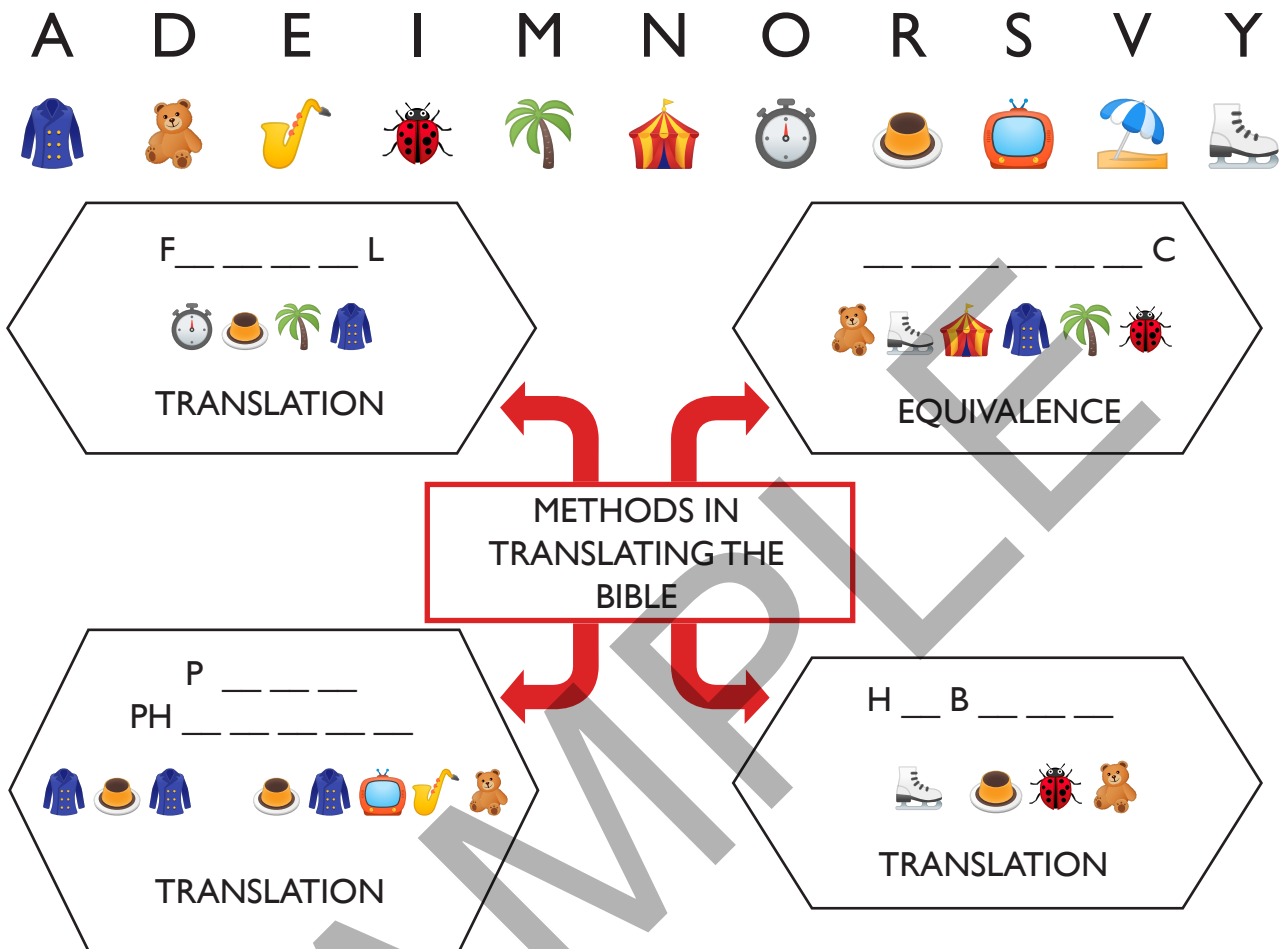


This figure was prepared to debate with the Roman church and started a process which evolved into the Protestant movement.



## Activity 2: Various Methods in Translating the Bible

Have you ever made a mind map? A topic will be easier to understand with the use of a mind map. Together with your teacher and friends, let's complete the mind map below. You can use the keys that have been given to fill in the blanks.



### Think About It

1. In your opinion, why are these figures willing to risk their lives to defend the Bible?
2. Try to discuss with your friends and teachers, why the job of translating the Bible is a dangerous job?

### Action

After getting to know and studying the various versions of the Bible and the methods of Bible translation, can you make a choice which version is the easiest for you to understand?

Does the version you choose interest you in studying the Bible? Why?

# Chapter 7: Preservation of the Bible

## Theme

The Bible is a great book that has been accurately preserved.

## Objective

Let us be confident that the Bible that exists today is an accurate and faithful representation based on the original copy.

## Key Lesson

The steps in the preservation of the Bible have shown us how valuable the Bible is so that there is not a single small mistake that can be made in the process of re-copying the contents of the Bible.

### Activity 1: What are the Rules in Copying the Bible?

Based on the pictures below as a hint, write down the rules that need to be followed when copying the Bible. You can refer to page 60.

1.



---

---

---

2.



---

---

---

3.



---

---

---

4.



1, 2, 3, 4, .....

---

---

---

5.



---

---

---

### Think About It

In your opinion, why is the accuracy of the contents of the Bible taken into account based on the accuracy of the number of words copied? What is the effect if there is a lack of word count in a copy of the Bible?

### Action

Do you know how letters are delivered from one place to another? For this activity, you will play a game that will test your discipline and memory level. Your teacher will write a paragraph that tells about a story on a piece of paper. Meanwhile, you and your friends will be divided into several groups, where one group can contain 4-5 members. Only the first person in each group will receive the paper. Your teacher will give a period of 5-10 minutes for the first member to memorize the important content of the story. Then, he will re-tell it to the second person. This step is repeated until the last member. The last member has to rewrite the story he heard from the previous member. At the end of this game, together with your teacher and friends, try to compare the story read by the first member with the story written by the last member.

What can you learn from this game?

# Chapter 8: The Main Theme of the Bible

## Theme

The Bible can be summarized according to certain themes, which lead to the way God handles people throughout the centuries.

## Objective

Let us see how God saved His people after the existence of sin between God and human and how Christianity continues to grow despite the oppression.


## Key Lesson

The Bible is a comprehensive book that teaches us about the creation of the world, until the existence of sin, reconciliation with God through the presence of great figures, and finally about the Messiah who was the promised one and then, to the early churches.

### Activity I: The relationship between God and Man

Do you know where the God is right now? Can you see Him? We have learned that because of the existence of sin, God's relationship with man is also affected. However, there is a way in which this relationship can be restored. Fill in the blanks below with the correct letter to find out the answer. Use keywords as given below. Write two letters after the letter written in the picture below.

Example: Y = A; Z = B; A = C; B = D; C = E; D = F



P C Y B G L E

-----

R F C

-----

Z G Z J C

-----

## Activity 2: Identify Major Themes in the Bible

The Bible is a thick book and it can be quite difficult to understand it. By identifying the main themes in the Bible, it is helpful for us to understand them more easily. Based on Chapter 8 in the book Discover the Bible, match these phrases according to the appropriate ones.

Creation	The Relationship Between God and Man
Sin Breaks	Of Israel
Noah's	The Promised Land
Abraham	Of the World
The Family	Becomes a Nation
Israel Enters	Ark
The Kings	the Messiah
Prophecies of	Grows
Prophecies of What	The Coming Messiah
Prophecies of the Death	Begins
Jesus is	And Resurrection of the Messiah
The New Testament Church	Amidst Persecution?
The New Testament Church	The Messiah Will Do
How Did Christianity Grow	

### Think About It

From the Bible, we can know what happened in the past, especially in the time of Jesus and the prophecies that were fulfilled through the birth of Jesus Christ. In your opinion, what would happen to human civilization without the existence of this Bible?

### Action

Throughout the learning in this book, we have mentioned several times about sin. Can you identify the sins that often happen around you? You can also identify and think for a moment about the sins you have committed. Know that you don't need to feel burdened by these sins anymore because the Bible has mentioned a person who can forgive you, namely the promised Messiah or Jesus Christ.

# Chapter 9: How the Bible has Impacted the World

## Theme

The changes brought by the Bible eventually brought positive progress throughout the world.

## Objective

Let us see how the concepts taught in the Bible lead to the existence of civilization among humans.

## Key Lesson

The Bible has touched on important parts in human civilization, which include the sanctification of life, education, government and industry. This is existed from a sense of responsibility in Christians who have learnt the values taught in the Bible.

### Activity 1: What Effects the Bible Has on the World

You have read in Chapter 9 the effects of the Bible on the world. Complete the phrases below by filling in the missing letters, based on the crossword puzzle below.


1. S \_ \_ ct \_ f \_ ca \_ \_ n of Life

2. The Industrial R \_ \_ ol \_ t \_ \_ \_ n

3. E \_ \_ c \_ \_ io \_ \_

4. Reforming \_ ov \_ \_ n \_ en \_

5. The Battle against S \_ \_ v \_ r \_





# Chapter 10: How to Discover the Bible for Yourself

## Theme

Bible reading can start from yourself.

## Objective

Let's identify an easy and convenient way for us to study the Bible based on our needs.

## Key Lesson

The most important thing in starting the exploration of the Bible is to choose a version of the Bible that is easy for us to understand and also, with the help of many applications and digital materials available today.

### Activity 1: My Bible Reading Plan

You have come to know the Bible in all ten chapters in the book Discover the Bible. Maybe you have already find a way how you can start your Bible reading. Fill in your plans in the boxes below. You can add new boxes if the box provided is not enough.

## Activity 2: Let's Choose the Appropriate Bible Version!

In chapter 10, you have seen several different Bible translations that we can choose from. Based on the situation below, write the most appropriate Bible translation for them in the space provided.

Situation	Suitable Bible Version
<p>Xue Lin was interested in knowing the contents of the Bible but she didn't know where she should start since this was her first time.</p> <p>Ann wanted to learn a Bible that was easy to read and was willing to invest a long time in reading it.</p> <p>Moses was a church leader and he wanted to study the Bible more seriously.</p>	

### Think About It

The Bible is a unique book. We can read and understand it without reading every page. In your opinion, why can the Bible be understood without reading the whole thing?

### Action

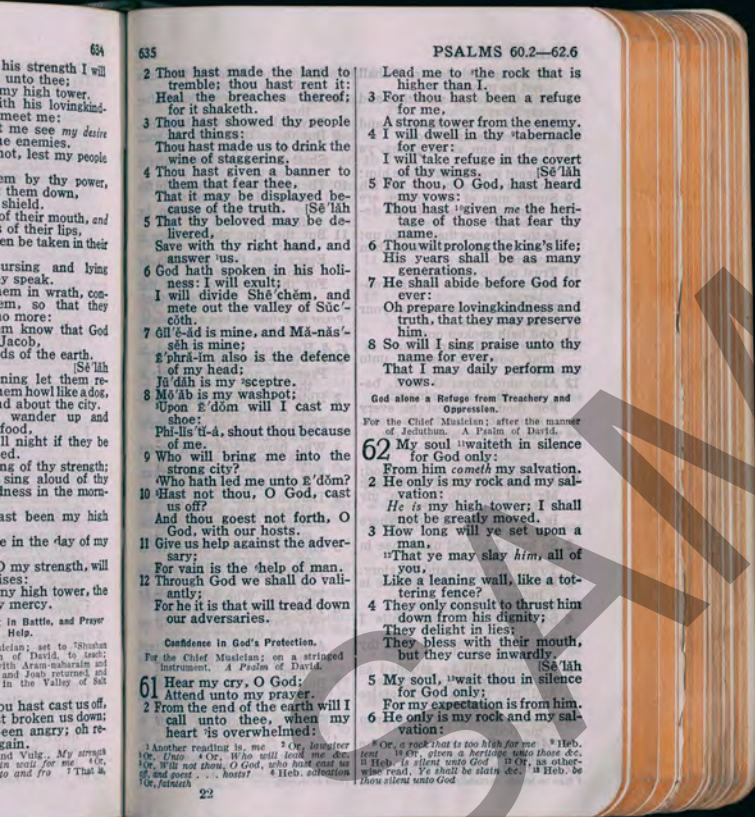
In this chapter, you have seen the visual Bible study aids. This includes the books in the Visual Bible Explorer Series by Pristine World. Ask your teacher to explain what is meant by 'visual'. Choose a story from the Bible, for example the story of the creation of the earth and its contents. Read about the story in the regular Bible, and then read about it again in the Visual Bible Explorer Series. Which one do you understand better? Discuss with your friends and teachers.

SAMPLE

SAMPLE

# The Bible Basics Discovery Series

## Discover the Bible



Visit us at [www.pristine-world.com](http://www.pristine-world.com)

For inquiries send an email to us at [pristineworld@gmail.com](mailto:pristineworld@gmail.com)

Copyright © Pristine World Sdn Bhd, Malaysia