

Student Workbook for



Teacher's Guide



Based on the Visual Bible Explorer Series

Genesis

Vol 1: From Creation to Abraham

Vol 2: Isaac, Jacob and Joseph

SAMPLE



Teacher's Guide For All Ages

**Based on
The Visual Bible Explorer Series**

Genesis
Vol 1: From Creation to Abraham
Vol 2: Isaac, Jacob and Joseph

Peter C. T. Lim

Copyrights



First published in Malaysia in 2015 by Pristine World Sdn Bhd
Copyright © 2023 Pristine World Sdn Bhd, Malaysia

All rights reserved. No part of this publication or multimedia may be reproduced, stored in a retrieval system or transmitted in any form or by any means, electronic, mechanical, photocopying, recording, scanning or otherwise, without the prior written permission of the copyright owner.

Scripture taken from the **HOLY BIBLE, NEW INTERNATIONAL VERSION®**.
Copyright © 1973, 1978, 1984 by International Bible Society. Used by permission of Zondervan Publishing House. All rights reserved.

The “NIV” and “New International Version” trademarks are registered in the United States Patent and Trademark Office by International Bible Society. Use of either trademark requires the written permission of International Bible Society.

Contents

Lesson 1	The Creation Story	4
Lesson 2	The Garden of Eden	6
Lesson 3	Adam and Eve	8
Lesson 4	Cain and Abel	10
Lesson 5	Noah Builds the Ark	12
Lesson 6	The Great Flood	14
Lesson 7	The Tower of Babel	16
Lesson 8	Abram and God's Call	18
Lesson 9	Abram and Lot	20
Lesson 10	A Promise of a Son	22
Lesson 11	Abraham and God's Covenant	24
Lesson 12	Abraham Pleads for Sodom	26
Lesson 13	What Really Happened At Sodom and Gomorrah	28
Lesson 14	Abraham's Test	30
Lesson 15	Isaac and Rebekah	32
Lesson 16	Jacob and Esau	34
Lesson 17	Jacob's Journey	36
Lesson 18	Jacob and Laban's Daughters	38
Lesson 19	Jacob returns to Canaan	40
Lesson 20	Joseph the Dreamer	42
Lesson 21	Joseph and Potiphar	44
Lesson 22	The Prisoner and the Meaning of Dreams	46
Lesson 23	The Dreamer and The King	48
Lesson 24	From Prisoner to Prime Minister	50
Lesson 25	Jacob's Dilemma	52
Lesson 26	Family Confrontation and Reconciliation	54
Lesson 27	Genesis Epilogue	56

Lesson 1 The Story of Creation

(Story 1 in the E-Learning)

Theme / Overview of Story:

God creates the universe and the earth. He creates all life on earth. He only has to speak and the world is created. Humankind is created in the image of God. God saw all that He created and it was good. God rests from creating on the seventh day.

Bible Passage

Genesis 1:1 – 2:3.

Public Reading

Suggested public reading – Genesis 1:1 – 5 and 24 – 31.

Activities

Play the multimedia Story 1 – The Story of Creation.

Try all the multiple choice quiz questions.

For the older children, if there is enough time, try the Discussion questions.

Objective

That the children will learn to give praise and thanks to God for all that we see in this world. God created the world perfect. Although much of it is destroyed by humans, we must still give thanks to God for a world that sustains life even until today.

Preparation

Pray for wisdom. Read chapter 1 of the text book. Go through the interactive multimedia story 1.

Memory Verse

In the beginning God created the heavens and the earth.

Genesis 1:1

Lessons from the Story

1. There is one God who created the Universe.
2. When the Universe was created, it was judged by God to be good. The Bible uses this word to show God's satisfaction and pleasure in the world that He has created. It was perfect.

Bible Truth and Application

1. Only the Creator God is worthy of our worship.
2. God is perfect and righteous. He created the World perfect. Let us be mindful of His righteousness.

Response and Prayer

Invite the children to praise God and thank Him for creating each one of them.

Answers to Workbook

Ages 4 -6

Discover: 1. True 2. True 3. False 4. False

Application: Love God, Thank Him, Be grateful

Ages 7-8

Explore: Choose the best word:

1. man 2. good 3. Pleased

Discover: Unscramble and match:


1. rested ----- seventh day
2. waters ----- second day
3. birds ----- fifth day

Ages 9-10

Creating is fun! 1. god, dog, old, log, go, do

2. evil, vile, veil, lie
3. car, ear, are, arc
4. time, mist, mite(s), site, sit, met

Wordsearch:



Application: obeying my parents

Ages 11-12

Quick Quiz: 1. a 2. a (sin came after the Fall)
3. (children's own answer)

Quick List: Day 1: light, day and night
Day 2: sky
Day 3: land and sea, vegetation, plant trees and fruit
Day 4: sun, moon, stars
Day 5: sea creatures, birds
Day 6: land animals, man

How powerful is He! Incorrect words:

- mountains – replace with 'waters'
- sea – replace with 'dry ground'
- money – replace with 'vegetation'
- branches – replace with 'seed or fruit'
- cold – replace with 'night'
- warmth – replace with 'light'
- tiny – replace with 'huge'

Answers to Multimedia Quiz

1. B Day 3
2. C Day 5
3. D Day 6
4. D Day 6
5. E Day 7
6. False
7. True
8. False
9. True
10. True

Answers to Discussion Questions in the Multimedia

1. Why do you think the phrase "And God saw that it was good" is repeated many times?

Notes: The whole world was created by the Creator God and it was created perfect. We do not have to fear the light or the darkness, sea creatures, crawling creatures, land creatures or birds. They were all created by the Creator God. People of that time and place had many superstitions and fears. They feared an assortment of gods (usually of nature such as the Sun, Moon, Fertility, various animals, the Nile River and etc.). The Genesis record taught the children of Israel and teaches us today, that all these things were created by God. It is the Creator God and only the Creator God that is worthy of our worship.

2. What do you think the phrase "God created man in his own image" means?

Notes: Refer to Quiz – True False Questions No.2 above.

We are definitely not the equivalent of God. In fact we are far inferior to God. But God has given us some qualities or characteristics that are similar with His.

You can ask the children – what they think are some of these characteristics that we may share with God. Obviously it is not in the physical realm – we cannot create the earth or the heavens. We cannot part the Red Sea, the River Jordan, or even the water in our bath tub. But we can love, be angry, feel sorrow.

3. What are some of the attributes of God that we can learn from this story?

Notes: When we share about God with others, it is very difficult to explain this God to others if we do not know how he related to people in the past. Of course we can share about our own experience with Jesus, but the Bible and the Genesis record gives us a richer explanation of the nature and attributes of God.

Every verse in the Bible can teach us something about God, or what he would like us to do.

After explaining the above to the children, you can ask them what they can learn about God in this chapter. What does the creation story tell us about God's nature.

Some pointers would be:

- He is all-powerful. He created everything that we see around us.
- He creates order. The universe is created and brought to order by God. He created man, male and female, to subdue and rule over the rest of creation.
- The beauty and perfection of God's creation tells us about the nature of God Himself.

Lesson 2 The Garden of Eden

(Story 2 in the E-Learning)

Theme / Overview of Story:

God creates a Garden for Adam. Adam is put in charge of all creation. God brings the creatures before Adam and whatever name he gives them, they are called by that name. But Adam has no companion for himself. So God creates a woman as a companion mate for Adam. He names her Eve. God makes a covenant with them. They can stay in the paradise Garden so long as they obey Him. They are not allowed to eat only one fruit i.e. the fruit from the tree of knowledge of good and evil.

Bible Passage

Genesis 2:4 – 25.

Public Reading

Suggested public reading –
Genesis 2:15 – 25.

Activities

Play the multimedia Story 2 – The Garden of Eden.

Try all the multiple choice quiz questions.

For the older children, if there is enough time, try the Discussion questions.

Objective

Help the children understand that we have been created in the image of God. We have been given responsibilities to care for God's creation and to obey our Creator.

Preparation

Pray for wisdom. Read chapter 2 of the text book. Go through the interactive multimedia story 2.

Memory Verse

When I consider your heavens, the work of your fingers, the moon and the stars which you have set in place, what is man that you are mindful of him, the son of man that you care for him?

Psalms 8:3-4.

Lessons from the Story

1. Humankind is created with special abilities and responsibilities. Bestowed with the breath of God and created in the image of God, humankind was to care for God's creation.
2. The story tells of God's love for humankind. God communicates with man and makes the first covenant with humankind. Adam and Eve can live in the paradise Garden as long as they were obedient to Him.

Bible Truth and Application

1. We have to care for the world. God has given us the responsibility to take care of His world.
2. God loves to fellowship with us. We have to keep close with Him. But we must also obey His words to us.

Response and Prayer

- Pray for God's help to be obey His commands.
- List down some things children can do to help care for the world.

Answers to Workbook

Ages 4 -6

Discover: 1. dust

2. life 3. names

Love God's creation:

Children should colour the first picture only (watering plant)

Ages 7-8

Search it!

responsibility

covenant

obedience

knowledge

fellowship

Ages 9-10

Multiple choice: 1. B

2. D

3. C

4. C

5. C

Unscramble each word:

knowledge

garden

nostrils

woman

creature

Ages 11-12

What do you think?:

1. No

2. No

3. Yes

4. acceptable answer – because God made us in His image and gave us the authority to rule and care for His creation; God wants us to care for creation as His blessing to us (Gen 1:28)

Do you know?:

Harmful to ourselves: Smoking, being greedy, stealing, bearing grudges, envy and jealousy
Harmful to the earth, animals, plants: Toxic waste, littering, harming animals, using plastic bags, using styrofoam.

The Royal Job:

Garden of Eden; work it; take care

Answers to Multimedia Quiz

1. False the Garden was planted in the east, in Eden.

2. True Refer to Genesis 2:10.

3. False Man was to care for the garden. Refer to Genesis 2:15.

4. False God brought the animals for the Man to name. Refer to Genesis 2:19-20.

5. False He was forbidden to eat from one of the trees in the middle of the garden i.e. the tree of knowledge of good and evil. Refer to Genesis 2:17.

Answers to Discussion Questions in the

Multimedia

1. Why did Adam call his wife "woman"?

Notes: Refer to Genesis 2: 23 Adam called her "woman" because she was taken out of man.

2. How would you imagine life for Adam and Eve to be like in the Garden of Eden?

Notes: We can ask the children to imagine how Adam and Eve spent their day in the Garden of Eden, but should try to avoid overly speculative suggestions. Try to stay close to what the Bible has told us

The Bible gives us some hints:

- The Garden was a perfect place where there was no sorrow, pain, hardship or death. We know this by implication, because after man sinned, man and woman were punished with hardship and mortality.
- They had to work, to care for God's creation and to care for the Garden. Refer to notes above.
- The animals were no threat to man or to themselves. Gen 1:29-30 tells us that God gave man plants and fruits to eat, and to all the animals He gave plants to eat.
- They had close fellowship with God. This is implied from Gen 3: 8, when God came to fellowship with Adam and Eve.

3. What does The Garden of Eden story teach us about our responsibilities towards God's creation, nature and the environment?

Notes: We are called to :

- Gen 1: 26 "... Be fruitful and increase in number; fill the earth and subdue it. Rule over the fish of the sea and the birds of the air, over the livestock, overall the earth and over all the creatures that move along the ground."
- Gen 2: 15. God put the man into the Garden "... to work it and take care of it." Man could eat of from any tree in the garden except from the tree of the knowledge of good and evil. In other words, man could eat and enjoy the fruits of his labour.
- By implication, man is commanded to care for nature and the environment. Man has been given the ability to master and subdue the earth. But we are not to destroy the earth.
- You can ask the children to state ways in which man is either conserving the environment or destroying it.

4. What should the Christian attitude be towards work?

Notes:

- Before Adam and Eve sinned, they already worked. Work is good. This is re-emphasized in the New Testament for example in 2 Thessalonians 3:10 "... If a man will not work, he shall not eat."
- Work must be done within guidelines that God has given us. Here are some points you can ask the children:
 - o Work with honesty (emphasized in the Ten Commandments and other Bible references)
 - o Work in obedience to God – Adam was a good and obedient worker, before he sinned.
 - o Give God honour and respect a day when we are to rest and worship God.

Lesson 3 Adam and Eve

(Story 3 in the E-Learning)

Theme / Overview of Story:

The devil in the form of the serpent comes to tempt Adam and Eve.

Eve and then Adam disobey God's command and eat the fruit of the tree of knowledge of good and evil. By disobeying God, they have lost the right to remain in the paradise Garden of Eden.

Bible Passage

Genesis 3:1 - 24.

Public Reading

Suggested public reading - Genesis 3:1 - 19.

Activities

Play the multimedia Story 3 - Adam and Eve.

Try all the multiple choice quiz questions.

For the older children, if there is enough time, try the Discussion questions.

Objective

Help the children understand that just as with Adam and Eve in the Garden of Eden, God loves to have fellowship with us. But when we disobey Him, our sin comes between God and us. We need to ask for His forgiveness through Jesus Christ our Lord, before we can have fellowship with Him again.

Preparation

Pray for wisdom. Read chapter 3 of the text book. Go through the interactive multimedia story 3.

Memory Verse

For the wages of sin is death, but the gift of God is eternal life in Christ Jesus our Lord.

Romans 6:23

Lessons from the Story

1. God is described in the Bible as a spiritual being as well as a personal being. Although He is all powerful, He fellowships with man on a personal level.
2. God has given humankind freedom of choice. Obedience to God leads to life. Disobedience leads to judgment and separation from God.

Bible Truth and Application

1. Ask the children how we can have fellowship with God. Their answers should include praying, reading God's word and obeying Him.
2. Ask the children what are some of the things that God has forbidden us to do? How do we make sure that we obey God?

Response and Prayer

- Teach the children they can always confess their sins to God and ask for forgiveness. They can have fellowship with God in Jesus' name.
- Ask them to list down some of the things that God would like them to do to have fellowship with Him.


Answers to Workbook

Ages 4 -6

Discover:

1. eat 2. hid 3. punished

Find the way:



Ages 7-8

Activity 1 – number the boxes:

- 5, 1, 4, 8, 6, 3, 7, 2

Activity 2:

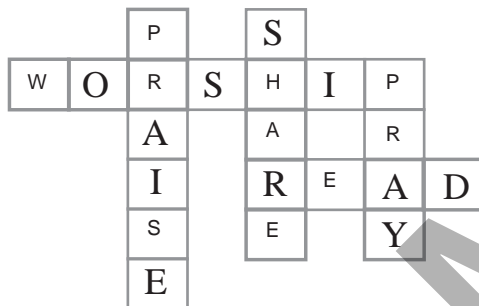
You will surely not die

I am putting a curse on you.

The serpent tricked me and I ate.

Ages 9-10

Thoughts from the story (word puzzle):



Ages 11-12

Lost and Found:



Whose fault?

Note to teachers: Emphasise equal responsibility between Adam and Eve. Ultimately, human beings bear the biggest responsibility because they have the freedom of choice.

Identifying the voices: 1. Satan 2. God 3. Satan 4. Satan 5. God

Answers to Multimedia Quiz

- False Adam and Eve first sewed fig leaves to cover themselves. Later it was God who made clothes from animal skins to cover them. (Gen 3:21).
- False This was the first line from the Serpent to test Eve (Gen 2:16).
- True This was part of the first covenant between God and Adam & Eve. They were to obey this command. (Gen 2:17).
- False God did not say they could not touch the fruit. Eve seems to have added this in. (Gen 2:17).
- A Refer to Genesis 3:7.
- B Refer to Genesis 3:27.

Answers to Discussion Questions in the Multimedia

- What was the effect of sin on Adam and Eve and the rest of creation?
Notes: Ask the children how they think sin has affected the world we know today. Refer to Gen 3:17 – 19
Points to consider:
 - Before sin came into the world, there was no disease
 - Suffering in the world
 - Natural Disasters
- Why were Adam and Eve banished from the Garden of Eden?
Notes: Refer to Genesis 3:22-24
- Why did God make garments of animal skin for them?
Notes: Refer to Gen 3:21
 - God's love – He didn't just make garments of animal skin, but He clothed them.
- What should our attitude be towards things that have been clearly forbidden by God?
Notes:

Points to consider:

 - When Joseph was tempted by Potiphar's wife, he described his situation quite similarly to Adam and Eve's situation. Refer to Gen 39:8-13. His response was to run.
 - Jesus was tempted by the devil three times while He was in the desert fasting and praying. Refer Matthew 4:1-11. He rebuked the devil with scripture and finally chased him away.
 - Ask the children about situations that they have been in when they felt they were tempted and how they managed the situation.

Lesson 4 Cain and Abel

(Story 4 in the E-Learning)

Theme / Overview of Story:

Adam and Eve have two children named Cain and Abel. Cain and Abel offer sacrifices to God. God is pleased with the offering from Abel but not with the offering from Cain. God tells Cain His reason for not accepting his offering and gives him a chance to repent. Instead of repenting, Cain becomes very jealous and murders his brother Abel. God sees the crime and punishes Cain for it.

Bible Passage

Genesis 4:1 – 26.

Public Reading

Suggested public reading –
Genesis 4:1 – 16.

Activities

Play the multimedia Story 4 – Cain and Abel.

Try all the multiple choice quiz questions.

For the older children, if there is enough time, try the Discussion questions.

Objective

God gave Cain a chance to repent so that his offering would be accepted. Cain did not obey God. Then he murdered Abel when he thought he was alone and no one was watching. Help the children to learn that God knows everything and nothing escapes His eye.

Preparation

Pray for wisdom. Read chapter 4 of the text book. Go through the interactive multimedia story 4.

Memory Verse

Be kind and compassionate to one another, forgiving each other, just as in Christ God forgave you.

Ephesians 4:32

Lessons from the Story

1. Cain was given a warning to follow God in obedience. But he refused to listen to God and this led him to committing the terrible sin of murder.
2. God is the judge who sees everything. He holds us accountable for all our actions. Cain thought no one saw his crime but God saw it and punished Cain.

Bible Truth and Application

1. God continues to give people a chance to repent. But when they don't it can lead to disaster.
2. We must never think that we can hide our sins from God. God sees all our actions and even knows what we are thinking. Let us always be honest with God and ask Him for help if we are tempted.

Response and Prayer

- Teach the children to always confess their sins as soon as they are aware of it and ask God for forgiveness and then ask God to show them what they can do to please Him.

Answers to Workbook

Ages 4 -6

Discover: 1. farmer, shepherd 2. Abel 3. angry
4. killed 5. wanderer

Ages 7-8

Activity 1: 1. younger, shepherd
2. some, firstborn 3. pleased
4. mark, city

Ages 9-10

Circle the correct answer: 1. jealous of 4. offering 7. farmer
2. keeper 5. sign
3. killed 6. Seth

Ages 11-12

What happened?:

- Fruits of the soil; crops he planted
- fat portions or the best from the firstborn of his flock
- Abel
- murdered / killed him
- anger, jealousy, irresponsibility

Answers to Multimedia Quiz

1. E Refer to Genesis 4:25
2. B Refer to Genesis 4:26
3. D Refer to Genesis 5:3
4. A Refer to Genesis 4:1
5. B Refer to Genesis 4:2
6. A Refer to Genesis 4:2
7. A Refer to Genesis 4:16
8. D Refer to Genesis 4:15
9. B Refer to Genesis 4:20
10. C Refer to Genesis 4:21
11. A Refer to Genesis 4:17

Answers to Discussion Questions in the Multimedia

1. Why was Abel's offering accepted by God while Cain's offering was not accepted?

Notes: Some clues are given in the Bible:

- Gen 4:3-4 "Cain brought some of the fruits of the soil as an offering to the Lord. But Abel brought fat portions from some of the firstborn of his flock..." Abel carefully selected the best from his products to be offered, while Cain did not make careful selection.

- Gen 4:6b "...If you do what is right, will you not be accepted? But if you do not do what is right, sin is crouching at your door: it desires to have you, but you must master it." Cain's offering is not accepted because of sin or something that he did not do right. God gives him a second chance to do what is right, then his offering will also be accepted.

2. Why did Cain say "my punishment is more than I can bear" ? How was his punishment different from Adam's?

Notes: Points to consider

- To Adam God said "Cursed is the ground because of you." Refer to Genesis 3:18. It was an indirect curse. To Cain God said "Now you are under a curse.." Refer to Genesis 4:11. The curse was directed at him.
- Cain was a farmer but the ground would be prevented from yielding crops for him (Gen 4:12a).
- Cain would be a restless wanderer (Gen 4:12b,14).
- Cain would be hidden from God's presence (Gen 4:14).

3. What should Cain have done when God gave him the warning?

Notes: Refer to Genesis 4:6. He should have repented.

4. What can we learn from this story about giving offerings that will be acceptable to God?

Notes:

Ask the children what their thoughts are regarding gifts or offerings that are acceptable to God.

Points to consider:

- Abel carefully chose the best of his produce. (Gen 4:4).
- Cain had done something not right, which made his offering not accepted. (Gen 4:6-7).
- A principle to consider is that Offerings are not a substitute for obedience. This is emphasized in many other parts of the Bible. For example, refer to 1 Samuel 15:22.

Lesson 5 Noah Builds the Ark

(Story 5 in the E-Learning)

Theme / Overview of Story:

As humankind increase in population, so does the intensity of their sinfulness. This grieves the Lord who is determined to judge the world. However, He finds a faithful and righteous man in Noah and his family. So He commands Noah to build a large Ark that would save not only his family but also one of each species of animals so that they can re-populate the earth after the flood.

Bible Passage

Genesis 6 and 7.

Public Reading

Suggested public reading – Genesis 6:5 – 22.

Activities

Play the multimedia Story 5 – Noah Builds the Ark.

There are no quiz questions in this chapter.

Objective

Noah lived in a world not different from today. There was sin everywhere but yet Noah kept himself and his family righteous before God. Help the children to learn that while we live in a world that is inclined to sin, we are called by God to live by His rules as written in the Bible. Like Noah we must also be ready and obedient to do what He calls us to do. By our actions, we may bring God's blessings to ourselves and to the people around us.

Preparation

Pray for wisdom. Read chapter 5 of the text book. Go through the interactive multimedia story 5.

Memory Verse

Truly He is my rock and my salvation; He is my fortress, I will never be shaken.

Psalm 62:2

Lesson from the Story

Noah's only qualification was that he had faith and loved the Lord. He is selected for the great task of building the Ark and helping to preserve God's creation.

Bible Truth and Application

1. Even when others around us continue to sin against God, we must keep our faith and not do what is forbidden by God, like Noah.
2. God calls faithful people to do His will, which can bring about deliverance or a blessing for the people around them.

Response and Prayer

- Ask the children to consider how they can be obedient to God and be a blessing to those around them.

Answers to Workbook

Ages 4 -6

Discover: 1.True 2.False 3.False 4.True 5.True

Respond: creation

Ages 7-8

Activity 1: Coloured sentences should be:
God was very sad because all the people on earth were
Noah had enough food for his family
Only Noah and those with him in the Ark lived.

Ages 9-10

(No answers. Activity is to make a paper boat)

Ages 11-12

Beware, sin can be contagious!:

Lying, Holding Grudges, Jealousy, Cursing,
Revenge, Gossiping

What is your treasure?:

wealth, pleasure, family, health

This Lesson does not have Quiz or Discussion Questions in the Multimedia

Lesson 6 The Great Flood

(Story 6 in the E-Learning)

Theme / Overview of Story:

Judgment comes in the form of a terrible flood. The rain lasts for 40 days and nights. The flood covers everything that Noah can see. Everything outside of the Ark is destroyed. But Noah and family are saved.

But when the flood is over, God allows the earth to dry and Noah and the animals can live on land again. God makes a new covenant with Noah and blesses his family.

Bible Passage

Genesis 7:16 - 9:17.

Public Reading

Suggested public reading - Genesis 7:17 - 24.

Activities

Play the multimedia Story 6 - The Great Flood.

Try all the multiple choice quiz questions.

For the older children, if there is enough time, try the Discussion questions.

Objective

God punishes sin. But He is merciful and rescues the righteous. God continues to relate to humankind by making a new covenant with Noah.

Preparation

Pray for wisdom. Read chapter 6 of the text book. Go through the interactive multimedia story 6.

Memory Verse

For there is one God and one mediator between God and mankind, the man Christ Jesus, who gave himself as a ransom for all people.

1 Timothy 2:5-6

Lessons from the Story

1. Sin leads to judgment from God but faithfulness leads to deliverance. God calls on faithful men to do His bidding and this leads to deliverance for all who would follow.
2. The story of Noah is a picture of Jesus. Jesus is like Noah and the Ark that provides deliverance or salvation to those who are faithful and will follow Him. (1 Peter 3:20).

Bible Truth and Application

1. Sin leads to judgment from God. We must ask for forgiveness and turn away from our sins.
2. Noah's story is a picture of how Jesus can save us. How does Jesus make a difference in our lives today? How can we bring others to Jesus?

Response and Prayer

- Jesus is God's provision for those of us who want to have our sins forgiven and to live righteous lives. He is like the Ark that saves lives in the midst of God's judgment.

Lesson 7 The Tower of Babel

(Story 7 in the E-Learning)

Theme / Overview of Story:

After the flood, people re-populate the earth. Again the people are sinful. They disobey God's command to spread out and inhabit the earth. Instead they build a city and a tall tower to show how great they are. God saw their defiance and decided to confuse their languages so that they spoke many languages and could not understand one another. Then the people were scattered.

Bible Passage

Genesis 11:1 – 9.

Public Reading

Suggested public reading –
Genesis 11:1 – 9 .

Activities

Play the multimedia Story 7
– The Tower of Babel.

Try all the multiple choice
quiz questions.

For the older children, if
there is enough time, try the
Discussion questions.

Objective

We must be obedient to God. All our knowledge and abilities have been given to us by God. We should use these abilities to glorify God and not against His will.

Preparation

Pray for wisdom. Read chapter 7 of the text book. Go through the interactive multimedia story 7.

Memory Verse

Pride goes before destruction, a haughty spirit before a fall.

Proverbs 16:18

Lesson from the Story

Humankind disobeys God by refusing to spread out and fill the earth. Instead they build a tower in defiance to God. As long as man continues to choose to disobey God, their plans will be frustrated and they will face judgment.

Bible Truth and Application

Help the children understand why the people wanted to build a tower. How are we like that today? What does this story teach us about making plans which focus on making ourselves look good rather than focus on what God want us to do?

Response and Prayer

- Help the children commit each of their plans to God and ask Him for wisdom in deciding which of their plans deserve higher priority. Then pray over these plans.

Answers to Workbook

Ages 4 -6

Discover: 1. one 2. tower, heavens
3. understand 4. stop, scattered

Ages 7-8

Activity 1: The people built the tower for their own glory.
They were proud and went against God.

Ages 9-10

Activity 1: sin Why? mercy
tower judgement
disobey
wickedness

Colour: Right (purple heart) sentences are:

- I pray first before I do something
- I pray and read the Bible everyday...
- We should follow God even when ...
- I share my things, time and money...
- When I am tempted, I will pray to God

Ages 11-12

Communication breakdown!:

1. Have you eaten?
2. How much is this?
4. free
3. Chocolate
5. adventure

Man can plan, but God can overrule:

All the animals people of the world spoke the same house language. People migrated and settled down in the land of Singapore Babylon. They had a plan together and told each other, "Come, let's build a great playground city for ourselves with a bowl tower that reaches into the sea sky. This will make us famous and keep us from being beaten scattered all over the world." The Lord stopped them by confusing their language and the city was called Boggle Babel.

Respond: 1. Children should tick "God was unhappy with their pride and disobedience."
2. and 3. – Children's own answers

Answers to Multimedia Quiz

1. D Refer to Genesis 9:28
2. D Refer to Genesis 10:8-10
3. E Refer to Genesis 11:11
4. B Refer to Genesis 11:2
5. B Refer to Genesis 11:5-7
6. A Refer to Genesis 11:4
7. D Refer to Genesis 11:4

8. E Refer to Genesis 11:7-8 There is no mention of any specific method that the Lord God used to confuse the language of the people. He just did.

9. B Refer to Genesis 11:8-9

10. B Refer to Genesis 11:8-9

11. C Refer to Genesis 11:9

Answers to Discussion Questions in the Multimedia

1. Why did the people of Shinar want to build a tower that 'reached to the heavens'?

Notes: Refer to Genesis 11:4. They wanted to make themselves famous and did not want to be scattered across the earth.

2. Why was God angry with the people of Shinar?

Notes: They were disobeying God's command to spread out and "fill the earth". Refer to Genesis 9:1.

There is also an implied bold arrogance in man wanting to build a tower that would reach to the heavens.

3. What happened after God confused the people's language?

Notes: They were scattered across the earth. Refer to Genesis 11:9.

4. What does the story teach us about man's plans versus God's plans?

Notes:

This story is a reminder to us that man can make very great plans. But when these plans are not in line with God's will, the plans will fail.

Lesson 8 Abram and God's Call

(Story 8 in the E-Learning)

Theme / Overview of Story:

Abram is a righteous man who lives in a city called Ur where people worship all kinds of gods except the true God. God calls Abram to leave his country, people and his father's household to go to a land promised for him. Along the way, he faces a famine and takes his household to Egypt. Pharaoh, the king of Egypt takes a fancy to Sarai, Abram's wife. Abram passes off Sarai as his sister and receives many gifts from Pharaoh. But before Pharaoh can wed Sarai, God intervenes by making Pharaoh sick. Pharaoh realizes his mistake and quickly sends Abram off.

Bible Passage

Genesis 12:1 – 20.

Public Reading

Suggested public reading – Genesis 12:1 – 20.
For younger children a shortened version would be Genesis 12:1 – 9.

Activities

Play the multimedia Story 8 – Abram and God's Call.
Try all the multiple choice quiz questions.
For the older children, if there is enough time, try the Discussion questions.

Objective

Abram was called to leave a rich and advanced city to wander around in a wilderness. God promises that his children and descendants will one day inhabit a land which is fertile and will be flowing with milk and honey. Help the children to learn that Abram's faith led him to follow God's call and eventually from his descendants would come the Lord Jesus who would bring salvation and God's blessing to all nations of the earth.

Preparation

Pray for wisdom. Read chapter 8 of the text book. Go through the multimedia story 8.

Memory Verse

"I press on toward the goal to win the prize for which God has called me heavenward in Christ Jesus" Philippians 3:14

Lessons from the Story

1. God's covenant blessing on humanity is now passed on to Abram. Abram, because of his faith in God, is called to be the father and leader of a chosen people through whom God would bless the world.
2. Abram is a wealthy man who lived in the comforts of a large city. But he is willing to answer God's calls and leaves the comfort of the city and heads for the Promised Land, knowing that he would have to live in difficult conditions.
3. Although he should not have lied about his wife, God still protected him while he was in Egypt. Abram would learn from this lesson and eventually trust God completely.

Bible Truth and Application

1. How do we respond when God calls us to do something for Him? Do we look at the obstacles or do we look at the God who calls us? Abraham would not enjoy the comforts of city life ever again in his lifetime, but he still obeyed.
2. Sometimes it looks as if our obstacles are far too big and beyond us. What does this story teach us about any human obstacles that could come in the way of a God given mission?

Response and Prayer

Ask the children when was the last time they heard a call from God. Help think through the above points and pray for wisdom and discernment when we receive a call from God. They can also speak to older Christians if they have questions.

Answers to Workbook

Ages 4 -6

Discover: 1. leave 2. tents 3. promise 4. beautiful
5. lied, sister 6. sick

Abram travels to Egypt:



Respond: Tick 2, 3, and 4

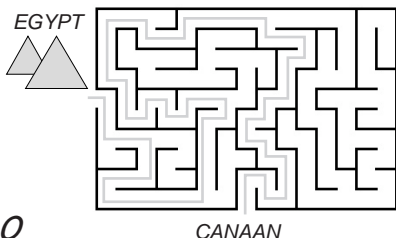
Ages 7-8

Activity 1: Children draw own pictures

Fill in the blanks:

home	Canaan
Egypt	sister
beautiful	Pharaoh
sick	lied

Activity 2:



Ages 9-10

List what is easy, what is difficult:

Children's own answers. Teachers should look through at their answers discuss with children to guide them.

Ages 11-12

What did God tell Abram?: 1. household 3. curses
2. bless 4. offspring

Respond: Children should circle "Completely"

Answers to Multimedia Quiz

- B Refer Gen 11:27
- E Although Sarai is about 10 years younger than Abram, and when Abram left Haran, we are told that he was 75 years old (Refer Gen 12:4), there is a brief period of time between their departure from Haran and the famine in Genesis 12:10. Hence, it is not exactly certain how old Sarai was, when she was brought before the Pharaoh, but we know that she was older than 60.
- C Refer Gen 12:4 5. B Refer Gen 11:31
- C Refer Gen 11:28 - 31 6. B Refer Gen 11:31

Answers to Discussion Questions in the Multimedia

- How do you think Sarai felt when Abram told her they were going to travel to the Promised Land, first at Ur, and then again at Haran. Do you think she realized they were going to spend the rest of their lives living in tents in the desert?

Notes: Remind the children of the diagrams they saw in the multimedia or book, about the prosperous cities of Ur and Haran. Compare that to the tents that they must have lived in while wandering in the desert.

Points to consider:

- It probably was extremely uncomfortable.
- They were exposed to the danger of bandits and robbers.
- They were exposed to the danger of extremes in weather.
- They were exposed to the dangers of famine and other natural disasters. Ask the children if Sarai, and the rest of Abram's family thought that Abram was crazy. Ask them why did Abram obey such a command from God. What kind of faith did Abram have?

- How do you think Sarai felt when she was asked to lie about not being Abram's wife?

Notes: Some points to consider:

- They were trying to escape a famine. What condition were they physically in?
- We know from history that Egypt was already a powerful nation at that time. Would they be terrified of a powerful king?
- Sarai had sacrificed much to follow Abram as mentioned in Question 1 above. Now she was to deny he was her husband.
- Was she wondering if the God of Abram was real and powerful?

- How do you think Pharaoh felt when he realized that God was protecting Abram?

Notes: From the evidence shown in the Bible (refer Genesis 12:18-20) we know that:

- He sent Abram and Sarai back immediately. He made no attempt to continue his relationship with Sarai.
- He kept none of the possessions of Abram. Abram was sent away with everything he owned.

From this we can conclude that Pharaoh did indeed fear the God of Abraham. He probably was quite terrified when he realized how powerful this God who was protecting Abram was.

We can also note that this Pharaoh was much smarter than the Pharaoh who ruled Egypt during the time of Moses. If that Pharaoh had listened to the voice of Moses, he would have spared himself and Egypt so much suffering and disgrace.

How do you think Abram was affected after he left Egypt?

Notes: Ask the children what they thought Abram must have felt as he was leaving Egypt.

Paint the scenario for them. They went into Egypt to escape a famine. Pharaoh had given him much wealth. Although this was given as a result of Abram's deception, God had still intervened to bail him out.

Ask the children if they thought it was right for Abram to lie about his wife. Obviously, it is not God's will for us to lie.

Points to consider:

Egypt was a greater power than the smaller kingdoms around the Jordan Valley, such as Sodom and Gomorrah. If God could protect Abram against such a mighty empire and their king and his gods, surely he must be the Lord Almighty.

Lesson 9 Abram and Lot

(Story 9 in the E-Learning)

Theme / Overview of Story:

Abram and Lot part ways because their herdsmen quarrel over pasture land for their flocks. Abram gives Lot a first choice of land and Lot chooses the fertile valleys near Sodom. When there is a war, Lot and many residents of Sodom are kidnapped by enemy forces. Abram with a small but highly skilled task force defeats the enemy and saves Lot and the residents of Sodom. He returns the people of Sodom together with much loot to the king of Sodom. Then he meets Melchizedek a priest of God from Salem and has fellowship with him.

Bible Passage

Genesis 13 and 14.

Public Reading

Suggested public reading –
Genesis 13:5 - 18.

Activities

Play the multimedia Story 9 – Abram and Lot.

Try all the multiple choice quiz questions.

For the older children, if there is enough time, try the Discussion questions.

Objective

Help the children to learn some of these characteristics of Abram. He is gracious to Lot. Even though he could have had first choice, he allows Lot to make the first choice of pasture land. He loved Lot. When Lot was kidnapped, Abram personally led a task force to rescue Lot. Abram refuses to accept the loot from the king of Sodom in payment for his action.

Preparation

Pray for wisdom. Read chapter 9 of the text book. Go through the multimedia story 9.

Memory Verse

“Watch out! Be on your guard against all kinds of greed; a man’s life does not consist in the abundance of his possessions.”
Luke 12:15

Lessons from the Story

1. Abram is gentlemanly and offers Lot the choice of land. Lot chooses the better pasture land but ends up living in Sodom, a city of sin.
2. With God on his side, Abram, although vastly outnumbered, did not fear the enemy. He defeats the Northern kings and brings home the loot and the hostages.
3. Abram rejects the offer from the king of Sodom not wanting to accept anything from him. Abram has learnt his lesson from Egypt. He does not need help from wicked kings. God is his provider and greatest ally.
4. Abram returns to the hill country where he pays homage to God by giving a tithe to Melchizedek. Lot returns to the wicked city of Sodom.

Bible Truth and Application

1. Look at the way Abram handled a family dispute. What can we learn from this story?
2. Why did Abraham reject the offer of the king of Sodom? Why was this important and what can we learn from this?
3. Abraham fully trusted God – in giving first choice of pasture to Lot; in rescuing Lot, in rejecting the offer from the king of Sodom and in giving a tithe to Melchizedek. What can we learn from Abraham’s faith in God?

Response and Prayer

Ask the children to list down some things they can commit to God and lead them in prayer.

Answers to Workbook

Ages 4 -6

Discover: 1. True 2. False 3. True 4. False 5. False 6. True

Ages 7-8

Activity 1: Speech bubble characters (children can draw any three):

- "If you go to the left..." – Abram
- "I will bring my people and herds to the plains of Jordan" – Lot
- "I will accept nothing so that..." – Abram
- "Blessed be Abram by God Most High" – Melchizedek, king & priest

Activity 2:

Possible answers:

Tithing is giving some / 10% of my pocket money to church / poor people/missionaries.

Ages 9-10

Abraham and Lot anagram:

- | | |
|------------|--------------|
| 1. Canaan | 6. right |
| 2. silver | 7. cities |
| 3. animals | 8. gold |
| 4. Sodom | 9. left |
| 5. wife | 10. servants |

Ages 11-12

True or False: 1. F 2. T 3. F 4. F
5. F 6. T 7. T

Personality map:

Abram

problems: not enough land
choices: lets Lot choose first
attitudes: gracious, generous
trusts God

Lot

problems: not enough land
choices: takes the best land
attitudes: selfish, self-centered

What about you? Self-check:

Children's own answers

Answers to Multimedia Quiz

1. E Refer to notes in previous story: he was a, c and d. In this story we know that he also lived in or near Sodom.
2. C Refer Gen 13:3
3. B Refer Gen 13:8
4. D Refer Gen 13:10
5. C Refer Gen 14:14
6. E Refer Gen 14:15
7. B Refer Gen 14:18
8. C Refer Gen 14:20
9. B Refer Gen 14:2

Answers to Discussion Questions in the Multimedia

1. Why do you think the southern kings left their cities unprotected after they were defeated by the northern kings. What does this say about the battle?
Notes:
The battle happened very fast. The southern kings were defeated and were unable to protect their cities.
2. Why do you think the king of Sodom came out to offer Abram the loot?
Notes:
The king of Sodom wanted Abram to become his subject.
3. Why did Abram not accept the offer from the king of Sodom?
Notes:
He did not want help and wealth from wicked kings.
4. Why did Abram offer a tithe to the king of Salem.
Notes:
To honour God and give Him glory for the victory.
5. What changes can you see in Abram since the time when he took the detour to Egypt?
Notes:
Abram was now much more confident of himself. His faith in God had increased.

Lesson 10 Promise of a Son

(Story 10 in the E-Learning)

Theme / Overview of Story:

Up till now Abram and Sarai do not have children of their own. Yet God had promised him that his descendants would inherit the Promised Land. God promises Abram that he would have a son. Sarai finds it very difficult to believe because she and her husband are both very old. She decides to 'help' God's plan by providing Abram with a servant girl with which to bear a child. But when the servant, Hagar, is pregnant, she becomes arrogant and makes Sarai very angry.

Bible Passage

Genesis 15 and 16.

Public Reading

Suggested public reading –
Genesis 15:1 – 7.

Activities

Play the multimedia Story 10 – Promise of a Son.

Try all the multiple choice quiz questions.

For the older children, if there is enough time, try the Discussion questions.

Objective

When God makes a promise, He will deliver. Nothing is too difficult for the Lord. God did not intend for the promised child to be borne by Sarai's Egyptian maidservant. It was through Abraham and Sarai that the promised son will be provided.

Preparation

Pray for wisdom. Read chapter 10 of the text book. Go through the multimedia story 10.

Memory Verse

"For nothing is impossible with God."

Luke 1:37

Lesson from the Story

While Abram is willing to wait for God to fulfill his promise, Sarai becomes impatient and decides to take matters into her own hands. Ishmael is not the promised son. God would fulfill His promise in His own time.

Bible Truth and Application

Why did Sarai do what she did with Hagar? Was this the right action to take in the light of God's promise to Abraham? We need to have faith to know that God will deliver on His promises.

Response and Prayer

Ask the children to pray for wisdom to discern when they must wait patiently for God's answer and when to obey God's command.

Answers to Workbook

Ages 4 -6

Discover: 1. True 2. False 3. True
4. True 5. False 6. True

Respond: 1. impatient 2. unhappy

Ages 7-8


Activity 1: 1. descendents 2. servant
3. angel, go back 4. ishmael

Ages 9-10

Intro Activity – Pass the Patience Please!

Teacher can give instructions on what students should do with the ball, e.g. who to throw it to. Or use the ball to play “pass the parcel” with music. When the music stops, the student holding the ball can either perform a penalty or sit out of the circle.


Abraham and Sarah maze:



Response: wait

Ages 11-12

The promised plan:



Answers to Multimedia Quiz

1. True Refer Gen 15:2
2. True Refer Gen 15:4
3. False Refer Gen 15:6
4. True Refer Gen 15:9
5. False Refer Gen 15:11 Ishmael means “God hears.”

Answers to Discussion Questions in the Multimedia

1. Describe the differences between Abram and Sarai’s approach to the question of an heir.

Notes:

Some points you can remind the children of are given below:

1. Abram and Sarai were already 85 and 75 years old respectively. They were beyond the normal child bearing age. Refer Gen 16:3, after Abram had already been living in Canaan, the promised land for 10 years, they were still without their own children. They must have felt tremendous pressure to have an heir.
2. It was an acceptable practice in those days, to have children through a substitute wife. Refer to Tyndale Commentary (Ref. A) p. 126.
3. Refer Gen 16:2. Sarai must have been very disappointed that she could not have children.

Ask the children how jealous Sarai must have felt, to first, have to allow her beloved husband take another wife for the sake of bearing children, and then to see the other woman scorn her, after she became pregnant.

Lesson 11 Abraham and God's Covenant

(Story 11 in the E-Learning)

Theme / Overview of Story:

Abram's name is changed to Abraham and Sarai's name is changed to Sarah. God now makes a formal covenant with Abraham. The Covenant is given an outward sign which is circumcision. Abraham's male household members are circumcised. Abraham was now 99 years old.

Bible Passage

Genesis 17.

Public Reading

Suggested public reading – Genesis 17:1 – 8 and 17 – 21.

Activities

Play the multimedia Story 11 – Abraham and God's Covenant.

Try all the multiple choice quiz questions.

For the older children, if there is enough time, try the Discussion questions.

Objective

God relates to humans through covenants. Covenants are serious agreements between humans in society and God uses this instrument to illustrate His relationship with humankind. He gives us His laws and we can accept it or reject it. If we accept Jesus as our Lord and Saviour, accepting His death on the cross as payment for our sins, then God offers us forgiveness and a right standing before Him.

Preparation

Pray for wisdom. Read chapter 11 of the text book. Go through the multimedia story 11.

Memory Verse

Know therefore that the Lord your God is God; he is the faithful God, keeping his covenant of love to a thousand generations of those who love him and keep his commands.

Deuteronomy 7:9

Lesson from the Story

God's original promise is confirmed in a formal Covenant. Abram and Sarai are given new names.

Bible Truth and Application

Abraham acted in obedience. Circumcising male adults in the camp could be dangerous because for several days they would not be able to defend themselves. What can we learn from Abraham? Abraham was counted as a righteous man because of his faith, not because he was faultless. God is merciful and knows our weaknesses. He wants us to put our trust in His son the Lord Jesus who has paid the price for our sins.

Response and Prayer

Help the children to pray to accept Jesus into their lives as Lord and Saviour. Help them to understand that by doing this and obeying the teachings of Jesus as shown in the Bible, they will be in a covenant relationship with God as described in the New Testament or New Covenant.

Answers to Workbook

Ages 4 -6

Discover: 1. Abraham 2. Sarah 3. male
4. Isaac 5. Old 6. Isaac

Ages 7-8

Activity 1: 1. Abraham 2. circumcise 3. Isaac

Activity 2: You will be the father of many nations. No longer will you be called Abram; your name will be Abraham.

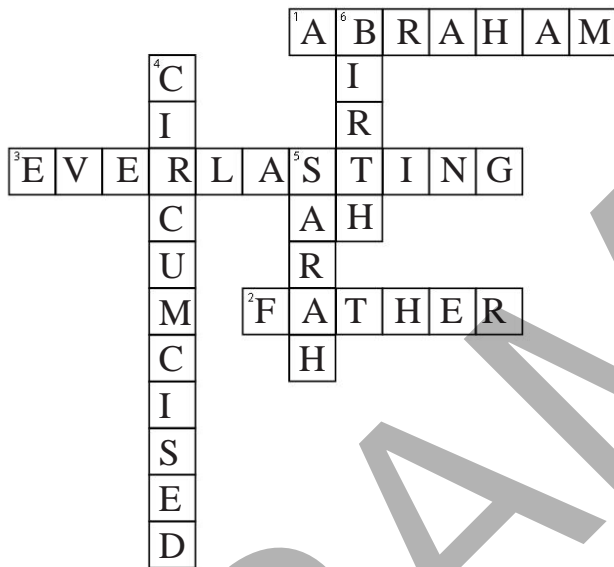
Ages 9-10

Response: choose

Ages 11-12

The New Covenant:

1. Abraham 3. everlasting 5. Sarah
2. father 4. circumcised 6. birth



Abraham's response:

1. He laughed and had some doubts (v. 17)
2. He obeyed, shows he believed God (v. 23)

Answers to Multimedia Quiz

1. C
2. C

Answers to Discussion Questions in the Multimedia

1. How do we know from this passage that Abraham also loved Ishmael?
Refer to Gen 17:18
2. Why did God give Abram and Sarai a new name each?
Refer to Gen 17:5 – 16
This was the start of a whole new relationship between God and Abraham and his family and camp.
The name speaks of their new covenant relationship. It also hints of what God is going to achieve through them.

Lesson 12 Abraham Pleads for Sodom

(Story 12 in the E-Learning)

Theme / Overview of Story:

Abraham receives a visit from three heavenly visitors. The Lord tells Abraham that this time next year Sarah will bear him a son. Sarah laughs secretly and is rebuked by the Lord. Then the Lord tells Abraham that they will visit Sodom to see if the sins of Sodom are as great as what He has been told. Abraham pleads with the Lord to spare Sodom if some righteous men can be found there.

Bible Passage

Genesis 18

Public Reading

Suggested public reading – Genesis 18:16 – 33.

Activities

Play the multimedia Story 12 – Abraham Pleads for Sodom.

Try all the multiple choice quiz questions.

For the older children, if there is enough time, try the Discussion questions.

Objective

God is a righteous judge. He will go to Sodom for Himself if to see their sins are as great as the outcry against them. Each human life is of value to Him. He will also not sweep away the righteous together with all the wicked people of Sodom. Also help the children to see that God spoke to Abraham as a friend. Did Abraham change God's mind? No. Help the children to understand that God helped Abraham realize that the wickedness of Sodom cannot be left unjudged, but that He is merciful and would save the righteous.

Preparation

Pray for wisdom. Read chapter 12 of the text book. Go through the multimedia story 12.

Memory Verse

“For I have chosen him, so that he will direct his children and his household after him to keep the way of the Lord by doing what is right and just, so that the Lord will bring about for Abraham what he has promised him.”

Genesis 18:19

Lessons from the Story

1. The Lord speaks to Abraham as with a friend telling him of His future plans and allows Abraham to negotiate with Him to save Lot.
2. The story also shows how much God values human life. God goes to see the sinfulness of Sodom before He punishes them. He reveals this to Abraham so that Abraham will teach his children the Way of the Lord.

Bible Truth and Application

1. Why did God tell Abraham what He planned to do with Sodom? Why did the Lord allow Abraham to plead with Him for Sodom? What can we learn here?
2. Help the children to understand that although God is infinite and all powerful, it pleases Him to speak to His people like a friend and a gentle Teacher. We must be alert when we hear God speak to us either through the Bible, or through Christian friends or in our hearts.

Response and Prayer

Thank God that we can speak to God as a friend in Jesus' name.

Answers to Workbook

Ages 4 -6

Discover: 1. True 2. False 3. True 4. True 5. True
Respond: teach

Ages 7-8

Activity 1: These sentences should be coloured:
 - Three special people came to see Abraham
 - The Lord told Abraham his plans
 - Lot still lived in Sodom . . .
 - The Lord would not destroy Sodom if

Ages 9-10

Discuss: Acceptable answers:
 1. So that Abraham would know God's thoughts and teach his children God's ways.
 2. Because God is a merciful God, wants to show that he (God) is righteous. Because God wants to show Abraham that he (God) talks and listens like a friend.
 3. We can learn about how God feels about evil and sin, but also about his mercy. We can learn from Abraham about how to talk/pray to God.

Word puzzle: Down – 1. Righteous 2. Tent 3. Food
 Across – 4. Wicked 5. Hard 6. Pleads
 7. Destroy

		R ¹				
	W ⁴	I	C	K	E	D
		G				
		⁵ H	A	R	D	
		T				
P ⁶	L	E	A	D	S	
		O				
		U			F ³	
D ⁷	E	S	T ²	R	O	Y
			E		O	
			N		D	
			T			

Ages 11-12

Abraham pleads for Sodom: righteous, covenant, wicked

Who? What? Where? 1. trees 2. flour, bread
 3. Sodom and Gomorrah 4. six

Yup and Nope! 'X' should be drawn over:
 Lord, I used up all my pocket money . . . please ask my mom to give me more! Lord, take revenge for me!

Answers to Multimedia Quiz

1. C Refer Gen 18:1
2. C Refer Gen 18:7
3. True Refer to Gen 17:16 from the previous story
4. True Refer Gen 18:12
5. False There is no record to say that she did
6. C Refer to Gen 18:1
7. B Refer Gen 18:32

Answers to Discussion Questions in the Multimedia

1. Why did the Lord God come to visit Abraham? And why did He come in human form?
 Ask the children this question and hear their response.
 God had spoken to Abraham through visions and dreams. He had also spoken to Abraham as from an invisible God in the sky. Why did God now come and visit Abraham and speak to him in human form?
 Some points to consider:
 - God loved Abraham
 - God wanted to fellowship with Abraham as with a friend . . . similar to the way He fellowshiped with Adam in the Garden of Eden, before Adam sinned.
 - Jesus came in human form
2. Why does God allow Abraham to negotiate with Him? After all God knows everything and is not one to change His mind.
 The God who created the universe, the world and life on this world, is truly an all-powerful God. We cannot fathom His mind, like a lizard cannot appreciate Mozart, or a grasshopper cannot fathom the classical Arts. God chooses to limit Himself in human form so that man can relate to Him better. He loves to have fellowship with those who love Him.
3. What can we learn from this story about God's character?
 - God is a loving God. He came personally to visit Abraham and Sarah.
 - He is a just God. He will see for himself if Sodom and Gomorrah are as wicked as the cries that have reached Him. Then only will He pronounce His judgment.

Lesson 13 What Really Happened At Sodom and Gomorrah

(Story 13 in the E-Learning)

Theme / Overview of Story:

The two angels arrive at Sodom and witness the sinfulness of the people of Sodom. Lot recognizes the two heavenly visitors and gives them shelter. When the people of Sodom demand Lot to surrender his two visitors to them, Lot offers them his two daughters. The Sodomites refuse the offer of Lot's daughters and demand for the two visitors. Then the angels decide they have seen enough and use their supernatural powers to save Lot before the judgment of the Lord falls on Sodom.

Bible Passage

Genesis 19:1 – 29.

Public Reading

Suggested public reading –
Genesis 19:15 – 29.

Activities

Play the multimedia Story 13 – What Really Happened at Sodom and Gomorrah.

Try all the multiple choice quiz questions.

For the older children, if there is enough time, try the Discussion questions.

Objective

We continue the theme of God as the righteous judge. He witnesses the sins of Sodom and rescues Lot. But those who continue to desire to go back to their wicked ways will be destroyed. This is what happened to the men who were engaged to Lot's daughters. They were warned but refused to believe. Lot's wife who had already been saved but did not obey the Lord's command, turned back to look at Sodom and was turned into a pillar of Salt. God had extended great mercy to these people but their insistence on disobeying God brought judgment on themselves. Despite Lot's weaknesses, God rescued still rescued him.

Preparation

Pray for wisdom. Read chapter 13 of the text book. Go through the multimedia story 13.

Memory Verse

The salvation of the righteous comes from the LORD; he is their stronghold in time of trouble.

Psalm 37:39

Lessons from the Story

1. The destruction of Sodom and the rescue of Lot show the justice of God's judgment. He saves the righteous but punishes the wicked.
2. The fate of Lot's wife demonstrates how foolish it is to disregard God's warning or to disobey the word of the Lord.

Bible Truth and Application

1. Why do you think Lot was hesitant about leaving Sodom? What should we do when we know that the Lord has commanded us to do something, especially for our own good?
2. Why did Lot's wife look back? When are we like Lot's wife? How can we ask for God's forgiveness?

Response and Prayer

Remind the children that Jesus is God's provision for our salvation. Help the children to pray and receive Jesus as their saviour and their Lord.


Answers to Workbook

Ages 4 -6

Discover:

1. True 2. False 3. True 4. False 5. False

Run! (maze):



Respond: possible answers – she didn't want to leave her house in Sodom, she didn't think anything bad would happen to her, she didn't believe God's instruction

Ages 7-8

Activity 1: 1. True 2. False 3. False 4. True 5. False

Activity 2: Possible answers: I think Lot's wife looked back because she still loved/ missed her home in Sodom, she didn't want to leave Sodom, she didn't believe God's warning not to look back.

Ages 9-10

Activity 1: 'X' should be marked in boxes (from left to right) 1, 3, 5, 6 and 7.

Activity Game: Teacher instructions – Two ways to play this game:

1) Divide class into 3 or 4 groups depending on number of children. One group must walk from one end of the class to the other without looking back. At the same time, the other groups of children stand at the 'starting line' and must try to distract the first group to make them look back. Those who turn around must freeze on the spot. Rotate between groups.

2) Clear the room of obstacles such as chairs, desks. Or play this game in an empty room, or open area. Instruct the children that if they hear their name called out, they must not look back. Now, ask the children to form a line and to walk back and forth from one end of the room to the other at a normal pace. Let them do this for awhile with no change to instructions, until they start to get bored. Then start calling out names at random. Children who forget the instruction not to look back must freeze on the spot.

Ages 11-12

The City of Sodom: 1. because of its wickedness
2. Lot and his family; righteous people
3. Lot's sons-in-law/ the men who were going to marry his daughters
4. back; stop
5. only Lot and his two daughters

Lot's wife:

She turned into a pillar of salt.

(b) is the stronger answer.

(a) is a possible but weaker answer. (Teacher must emphasise the point that we are to obey God even if we are curious about sin)

Answers to Multimedia Quiz

1. B Refer Gen 18:1
2. C Refer Gen 18:7
3. False Refer to Gen 17:16 from the previous story
4. True Refer Gen 18:12
5. False There is no record to say that she did
6. True Refer to Gen 18:1
7. E Refer Gen 18:32
8. A Refer Gen 19:11
9. E Refer Gen 19:13
10. B Refer Gen 19:14
11. C Refer Gen 19:24
12. A Refer Gen 19:26
13. C Refer Gen 19:23

Answers to Discussion Questions in the Multimedia

1. Why did the Lord rescue Lot?

Ask the children for their opinion on this question.

Some points to consider:

1. For Abraham's sake. Refer Gen 19:29.
2. Perhaps also because Lot, for all his mistakes, still believed and trusted in God.

2. Why did Lot's wife look back?

Again, it would be interesting to seek the children's opinion on this question.

Points to consider:

1. She disobeyed a clear command from the Lord. Refer Gen 19:17
2. She missed Sodom, the life and possessions she had in Sodom.

3. What can we learn from this story about God's judgment?

Refer to the lesson objective on the previous page.

4. What should our attitude be when we hear a clear instruction from the Lord

You can conclude this story by contrasting Lot's behaviour and Abraham's. Abraham always listened and obeyed the Lord.

Lesson 14 Abraham's Test

Story 14 in the E-Learning)

Theme / Overview of Story:

God gives Abraham a test. He is to offer Isaac as a sacrifice. Abraham is ready to obey God but before he completes the sacrifice he is stopped by an angel of the Lord. The Lord then provides a ram for Abraham to sacrifice.

Bible Passage

Genesis 21 and 22.

Public Reading

Suggested public reading – Genesis 22:1 – 19.

Activities

Play the multimedia Story 14 – Abraham's Test.

Try all the multiple choice quiz questions.

For the older children, if there is enough time, try the Discussion questions.

Objective

Help the children to learn that God wants us to love him more than anything else. Secondly, God has provided the sacrificial lamb for us by sending Jesus to die on the cross for our sins. We obtain forgiveness by putting our faith and trust in Jesus.

Preparation

Pray for wisdom. Read chapter 14 of the text book. Go through the multimedia story 14.

Memory Verse

The LORD is my light and my salvation – whom shall I fear?
The LORD is the stronghold of my life – of whom shall I be afraid?

Psalm 27:1

Lessons from the Story

1. Isaac's birth brought tension between Hagar and Sarah. Abraham is worried for Ishmael, but God tells Abraham to do as Sarah suggested. God will provide for Ishmael.
2. Abraham's willingness to obey God and sacrifice Isaac was proof that he placed God above everything else in his life.

Bible Truth and Application

1. What can we learn from Abraham's action in this story? How did Abraham trust God here?
2. God provided the ram for the sacrifice. This sacrifice is only a picture of what God will provide later as the perfect and ultimate sacrifice for our sins i.e. His own son - Christ Jesus.

Response and Prayer

Thank God for giving us Jesus to take away our sins and accept Him as our Lord.

Answers to Workbook

Ages 4 -6

- Discover: 1. loved 2. Isaac 3. son
4. lamb 5. provide
- Respond: 1. JESUS 2. SON
3. CROSS

Ages 7-8

- Activity 1:
4. The angel of God stops Abraham from hurting Issac.
 3. Issac asks his father where is the lamb for the sacrifice.
 2. God tells Abraham to take Issac to a mountain to sacrifice him.
 1. Abraham and Sarah celebrate when Issac was weaned.

Ages 9-10

- Multiple choice quiz: 1. A 2. B 3. A 4. B 5. C
6. C 7. B 8. D 9. D 10. B

Ages 11-12

What's missing? Children draw in

- 1) knife in Abraham's hands
- 2) rope around Isaac's hands
- 3) missing stones from the altar
- 4) wooden staff in angel's hand.

- Match the numbers to the alphabets: 1. c 2. b 3. e
4. d 5. a

Unlock the code: "I will surely bless you and make your descendants as numerous as the stars in the sky and as the sand on the seashore ... because you have obeyed me."

- Respond: A r a m
J e s u s

Answers to Multimedia Quiz

1. E Refer Gen 21:20
2. B Refer Gen 21:20
3. A Refer Gen 21:27
4. D Refer Gen 21:33
5. E Refer Gen 22:2
6. C Refer Gen 22:13
7. E Refer Gen 22:3

Answers to Discussion Questions in the Multimedia

1. What do you think were Abraham and Sarah's thoughts when Isaac was born?

Some points to consider:

1. They were already so old. Abraham was 100 and Sarah was 90. How much time would they have with their son.
2. How much time would Abraham have to teach Isaac the ways of the Lord and to become the leader of their camp.
3. Would they live to see Isaac become a man.

2. How do you think Abraham felt when he was asked to sacrifice Isaac in a distant region of Moriah?

Some points to consider:

Humanly speaking, we can think only of all the negative things that Abraham must have felt. You can ask the children to give their views here.

But Hebrews 11:17 – 19 comments that Abraham believed that "... God will raise Isaac from the dead, and figuratively speaking, he did receive Isaac back from death."

3. How do you think Isaac felt when he realized that his father was going to kill him and offer him as a sacrifice? What did he do?

There is no record of Isaac giving a struggle to escape death.

4. What does this story teach us about God?

Points to Consider:

1. He wanted Abraham to prove that his love for God was unequalled by anything else.
2. He was merciful to Abraham. He spared Isaac. Through Abraham, God would bring salvation to the world. One of Abraham's descendents would be the Messiah. People from many different nations would be blessed through Jesus Christ.

Lesson 15 Isaac and Rebekah

(Story 15 in the E-Learning)

Theme / Overview of Story:

Sarah is old and dies. Isaac is now grown up and ready to be married. Abraham does not want him to marry a Canaanite. So he sends his trusted servant to go back to Haran to find a wife from their relatives there. The chief servant prays and trusts in God to help him accomplish his mission.

Bible Passage

Genesis 23:1 - 25:28.

Public Reading

Suggested public reading – Genesis 24:12 – 28.

Activities

Play the multimedia Story 1 – Isaac and Rebekah.

Try all the multiple choice quiz questions.

For the older children, if there is enough time, try the Discussion questions.

Objective

Help the children to learn to trust in God like the way Abraham and his chief servant did.

Preparation

Pray for wisdom. Read the introduction and chapter 1 of the text book. Go through the interactive multimedia story 1.

Memory Verse

The Lord delights in those who fear him, who put their hope in his unfailing love.

Psalm 147:11

Lessons from the Story

1. Abraham trusts in God to help his servant find the right woman to be the wife of his son.
2. The servant of Abraham proves himself to be a faithful and worthy servant. He trusts in God to help him find the right person to be Isaac's wife.
3. Rebekah is willing to leave her home and loved ones to marry a stranger in a distant land.

Bible Truth and Application

1. We should learn to put our complete trust in God like Abraham and his faithful servant did.
2. God will not disappoint us when we learn to trust and seek His guidance.

Response and Prayer

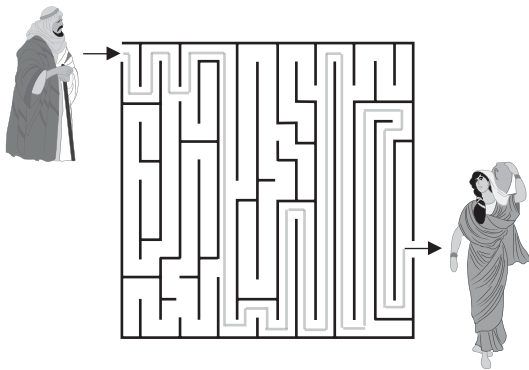
Thank God for His provision, protection and for taking care of our future.

Answers to Workbook

Ages 4 -6

Discover: 1. True 2. False 3. False

The Well:



Ages 7-8

Activity 1: 1. Canaanite 4. twin
2. well 5. nations
3. Rebekah

Activity 2: Servant: Please give me a little water from your jar
Rebekah: Drink, my lord

Talk about it: 4. He prayed/asked God for a sign; trusted God

Ages 9-10

Wordsearch:



Ages 11-12

What's the challenge?: 1. b 2. a

How many water jars?: 9

The reassurance: The Lord will send his angel to guide you

Answers to Discussion Questions in the Multimedia

1. Why was it important to Abraham to find a wife for Isaac from amongst his own people?

Points to consider:

- Abraham's faith in God is unwavering. He is certain that God who has promised him inheritance of the land, will provide a wife for his son.
- He is determined and will do all in his power to implement God's revealed instructions to him. Emphasis 24:6. Isaac should not be brought back. There is no going back on this mission of claiming the Promised Land.
- There is a consistent teaching in the Bible to marry only within God's people. Refer to Deuteronomy 7:3,4; 1 Corinthians 7:39 and 2 Corinthians 6:14.

2. From this story, what can we learn about the character of Abraham's chief servant?

- Obedience, faithfulness and loyalty to his master Abraham.
- Trust and dependence on God to carry out a very difficult and uncertain task.

3. What do you think made Rebekah agree to go to a distant land to marry Isaac, a person whom she had never met before?

Points to consider:

- It is possible Rebekah also knew of the Covenant promise God had made to Abraham, since Abraham was a family relative. She perhaps understood that she had a role to play in fulfilling this promise when Abraham's servant came to take her to be Isaac's wife.
- This showed Rebekah's own faith and trust in God.

4. What does this story teach us about God?

- From the story of Abraham's servant, we can learn that God can provide the answers that we are looking for if we trust Him.
- From Rebekah's story, we learn that although God is all-powerful, He wants us to join Him in fulfilling the plans and promises He has for us.

Answers to Multimedia Quiz

- | | | | |
|---------|---------------------------|-----------|------------------------|
| 1. C | Refer to Genesis 23:1-2 | 11. B | Refer to Genesis 25:17 |
| 2. C | Refer to Genesis 23:17-18 | 12. E | Refer to Genesis 25:16 |
| 3. D | Refer to Genesis 23:17-18 | 13. B | Refer to Genesis 25:20 |
| 4. E | Refer to Genesis 23:15 | 14. False | Refer to Genesis 25:5 |
| 5. B | Refer to Genesis 24:10 | 15. True | Refer to Genesis 25:9 |
| 6. A | Refer to Genesis 24:24 | 16. C | Refer to Genesis 25:10 |
| 7. B | Refer to Genesis 24:29 | 17. C | Refer to Genesis 24:61 |
| 8. D | Refer to Genesis 25:1 | 18. E | Refer to Genesis 25:20 |
| 9. True | Refer to Genesis 25:2 | | |
| 10. D | Refer to Genesis 25:7 | | |

Lesson 16 Jacob and Esau

(Story 16 in the E-Learning)

Theme / Overview of Story:

Esau's birthright is to be the future leader of his family after Isaac dies and to carry the Covenant blessings and responsibilities of his ancestors Abraham and Isaac. However, he treats it very lightly and does not show much respect for the birthright. Jacob cheats Esau of his birthright and flees to another country to escape Esau's wrath and revenge.

Bible Passage

Genesis 25:19 - 34 and 27:1 - 41.

Public Reading

Suggested public reading - Genesis 24:12 - 28

Activities

Play the multimedia Story 2 - Jacob and Esau.

Try all the multiple choice quiz questions.

For the older children, if there is enough time, try the Discussion questions.

Objective

Help the children to learn that whatever talents that they have, they should do their best to use it for God's glory. They should also carry out whatever responsibilities that have been clearly assigned to them with diligence and cheer.

Preparation

Pray for wisdom. Read the introduction and chapter 2 of the text book. Go through the interactive multimedia story 2.

Memory Verse

A fool finds pleasure in evil conduct, but a man of understanding delights in wisdom

Proverbs 10:23

Lessons from the Story

1. Esau showed a disregard for his birthright, which carries with it the blessing and responsibility of the covenant promises and leadership of God's people. God raised another leader to take over his place.
2. Rebekah and Jacob plot to steal the birthright from Esau.
3. The birthright with its leadership responsibilities and covenant promises passes to Jacob. This causes great disharmony in the family but God is sovereign and uses the weaknesses of man to bring about His purposes.

Bible Truth and Application

1. What should our attitude be towards a responsibility or a talent that the Lord has given us? We should pray for wisdom to discharge our duties or responsibilities in a way that would please God.
2. What Rebekah and Jacob did was wrong. Although she did not like the behaviour of Esau, she could have prayed and asked God to show her what to do.

Response and Prayer

Help the children to pray so that they will recognise a talent, skill or responsibility that God has given them and then to ask God to help them perform what is asked of them.

Answers to Workbook

Ages 4 -6

Discover: 1. True 2. True 3. False

Ages 7-8

Word search: 1. birthright 3. stew
2. Jacob 4. blessing

Different talents: Esau is a hunter.
Jacob is a cook.

Quick quiz: 1. No 2. No

Ages 9-10

Unscramble each word and write it on the line:

1. birthright 3. stew
2. mother 4. delicious

Multiple Choice:

1. C Isaac 4. D Jacob
2. D Esau 5. C Esau
3. C Jacob

Application: (sirseouly) - seriously
(lluffi) - fulfil

Ages 11-12

Mistakes: Rebekah - cheating/lying/stealing
Esau - irresponsibility/disregard for birthright
Jacob - cheating/lying/stealing

Right or wrong: 1. No 4. No
2. No 5. Yes
3. No

Answers to Multimedia Quiz

1. False Refer to Gen 25:27
2. True Refer to Gen 25:27
3. True Refer to Gen 25:25
4. True This is an optional question. It is taken from Gen 26:1
5. False This is an optional question. It is taken from Gen 26:1
6. A This is an optional question. It is taken from Gen 26:7
7. False This is an optional question. It is taken from Gen 26:9
8. True Refer to Gen 27:43
9. C Refer to Gen 25:26
10. B Refer to Gen 25:26 (Remember they were twins)
11. E Refer to Gen 27:1
12. B Refer to Gen 27:27-29 and Gen 27:37

Answers to Discussion Questions in the Multimedia

1. Why did Esau treat his birthright so lightly?

Points to consider:

In Gen 25:34 it is recorded that 'Esau despised his birthright'. The Bible does not tell us exactly the reasons for this attitude but there are some hints.

- He often made decisions based on an immediate need or desire.
- He did not consider the long-term effects that a decision would have on his life afterwards.
- Gen 26:34 tells us that Esau married two Hittite wives. This became a source of grief to Isaac and Rebekah. Obviously he did not care for the feelings of his parents. Isaac was willing to obey his father, Abraham, in the choice of his bride. But Esau was an impetuous person.
- Hebrews 12:14-17 gives us additional information and commentary about Esau. Heb 12:16: See that no one is sexually immoral, or is godless like Esau, who for a single meal sold his inheritance rights as the oldest son. 17Afterward, as you know,

when he wanted to inherit this blessing, he was rejected. He could bring about no change of mind, though he sought the blessing with tears.^(NIV)

2. Why did Jacob want the birthright blessings? And why did his mother help him?

There are really two questions here, so we need to break them up.

Points to consider:

- For the older children (11+), perhaps it is important to point out that both Esau and Jacob did not have perfect qualities in the beginning. God saw that His purposes would be better fulfilled through Jacob and so Jacob was chosen from the beginning. This is stated in Romans 9:10-13.
- From the narrative, it appears that Rebekah was the initiator of the deception. But as we read the story it becomes clear that Jacob also wanted to receive the blessing and was equally cunning in deceiving his father.
- Ask the children what they think might have been Jacob's motive.
- As for Rebekah, again no clear cut motive was stated in the Bible but some hints are given. Genesis 25:23 tells us that when the twins were born, she had received a word from the Lord that the 'older will serve the younger.'
- It therefore appears that Rebekah was either trying to do her part to 'help God' achieve His purposes, or that she just wanted to be on the winning side.
- The other point to consider is that in Gen 25:28 it says that Jacob was a quiet man, staying among the tents while Esau was a skillful hunter and loved the open country. Isaac who loved to eat wild game loved Esau, while Rebekah loved Jacob.

3. What was the 'blessing' that Esau received from his father Isaac?

Esau did not receive any real blessing from his father as can be seen from the commentary given in Hebrews 12:16-17. He would be unblest. Ask the children what they think but remind them of what is said about Esau in the book of Hebrews.

4. It was Esau's birthright to be the leader of the family after his father. But this role was given to Jacob at the end of the story. What should our attitude be when we have been given a task by God?

Points to consider:

- Be responsible and obedient to God.
- Work hard to fulfil the task.
- Ask God for help if the task is difficult or if we are afraid of the responsibility.
- Trust God to provide the strength and resources to complete the task.

(Help the children to apply these attitudes to smaller, daily tasks at home, school or church.)

Lesson 17 Jacob's Journey

(Story 17 in the E-Learning)

Theme / Overview of Story:

While fleeing Esau, Jacob encounters God. God gives Jacob a vision and makes him a promise. Jacob prays but gives many conditions. His journey to Haran is also the beginning of a personal walk with God and to take on the Covenant responsibilities and promises.

Bible Passage

Genesis 27:42 – 29:12.

Public Reading

Suggested public reading –
Genesis 28:10 – 22.

Activities

Play the multimedia Story 3
– Jacob's Journey.

Try all the multiple choice
quiz questions.

For the older children, if
there is enough time, try the
Discussion questions.

Objective

Help the children learn that knowing God is a personal journey. At the start of this journey, we may not be certain if we can trust God, like Jacob who prayed with many conditions, but the more we learn to trust God, the more we find that He keeps His promises.

Preparation

Pray for wisdom. Read the introduction and chapter 3 of the text book. Go through the interactive multimedia story 3.

Memory Verse

He then added, "I tell you the truth, you shall see heaven open, and the angels of God ascending and descending on the Son of Man."

John 1:51

Lessons from the Story

1. God is personal. He appears to Jacob for the first time and confirms the Covenant promise made to Jacob's forefathers. Jacob prays a prayer with conditions.
2. God begins the process of preparing Jacob to be the leader of His people.

Bible Truth and Application

1. Jacob prays directly to God for the first time. What do you think about his prayer? Has Jacob experienced God personally before this?
2. In what ways is God molding and shaping us? How do we allow Him to prepare us?

Response and Prayer

Help the children think about why they believe in God/come to church. Is it because their parents want them to? Teach the children that they can experience God for themselves and have a personal journey with Him.

Answers to Workbook

Ages 4 -6

- Discover:
1. running from
 2. dreamed of
 3. worship

Ages 7-8

- Match:
- | | |
|----------|------------|
| 1. Haran | 4. Angels |
| 2. Esau | 5. awesome |
| 3. stone | 6. Rachel |

Jacob's Dream: Children draw a stairway with angels

Ages 9-10

Animal Parts: Provide enough play dough or plasticine to each child to make a part of an animal. Teachers may have assign each group an animal if the children cannot agree on which animal to shape.

Ages 11-12

The only way: Answer is based on Genesis 28: 20 - 21

Answers to Multimedia Quiz

1. E Refer to Gen 28:10
2. E
3. A Refer to Gen 28:19
4. D Refer to Gen 29:10
5. C Refer to Gen 29:9
6. False Refer to Gen 29:23-26
7. A Refer to Gen 28:2
8. C Refer to Gen 28:2 Padan-aram was actually a district of Haran – a generally larger area. But more accurately Laban lived in Padan-aram.

Answers to Discussion Questions in the Multimedia

1. What do you think was the significance of the dream that Jacob had in Bethel?
 - It marked the first time God had ever appeared or spoken to Jacob personally.
 - God now passes on the Covenant promise made to Jacob's forefathers to Jacob.
 - It illustrates that God is a personal God.
 - It was part of Jacob's preparation to be a leader and to fulfil the birthright responsibilities; he had to experience and know the God who had made the Covenant promise for himself.
 - Jesus uses the vision of God reaching down to man and providing a 'stairway' from earth to heaven to describe His own mission. Refer to John 1:51.
2. Why do you think Jacob offered God a conditional vow? How was this different from the reactions of his forefathers when God gave them the covenant promise?

On first appearance it looked like Jacob was making a bargain with God and so looked like he was just trying to get more for himself from the Lord. He certainly did not respond as nobly as Abraham did when God first spoke to him in Genesis 12. Even Isaac, when he was nearly sacrificed by his old father seemed to have greater faith in that he allowed his father to do whatever he thought was best. Jacob was quite different. What he said was much in character of how he had behaved so far.

But having said that, he still gave a response that showed some promise.

Points to consider:

 - He recognized that the Lord God had visited him at this place.
 - He paid homage to the Lord by building an altar at the place of the vision.
 - He did not focus on the things that were promised but on the One who made the promises.
 - He promised to give a tithe if God brought him back safely. This showed his recognition of the Lord as his God.
 - He rightly saw the tithe not as a gift but as a giving back to God what God has given to him.
3. Why do you think Jacob wept aloud after he met Rachel?
 - Possibly, Jacob felt great relief after travelling so far upon meeting a member of his mother's family.
 - Perhaps finally meeting Rachel and arriving safely also confirmed for Jacob that God had indeed been with him and protected him on his journey.

Lesson 18 Jacob and Laban's daughters

(Story 18 in the E-Learning)

Theme / Overview of Story:

God blesses Jacob when he works for Laban. Laban deceives Jacob and makes him work many extra years but through it all, God prospers Jacob.

Bible Passage

Genesis 29:13 – 30:43.

Public Reading

Suggested public reading –
Genesis 29:16 – 30.

Activities

Play the multimedia Story 4 – Jacob and Laban's Daughters.

Try all the multiple choice quiz questions.

For the older children, if there is enough time, try the Discussion questions.

Objective

God prospers Jacob not because he deserves it but because of His covenant promise to Abraham. Jacob is under the covenant protection and also because Jacob has learnt to trust in God. Those of us who have put our trust in Jesus as our King and Saviour are also in a covenant relationship with God and can therefore put our trust in God.

Preparation

Pray for wisdom. Read the introduction and chapter 4 of the text book. Go through the interactive multimedia story 4.

Memory Verse

He thwarts the plans of the crafty, so that their hands achieve no success.

Job 5:12

Lessons from the Story

Jacob who deceived his father earlier is now deceived by his uncle into many years of service. However through all of this, God protects and blesses Jacob.

Bible Truth and Application

1. What are some good points that you can learn from Jacob? How did he respond to Laban's deception? He trusted in God to protect and take care of him.
2. Those of us who have put our trust in Jesus as our Lord and Saviour are also in a covenant relationship with God and can therefore put our trust in God.

Response and Prayer


Teach the children to ask God to help them to be honest with other people. When things do not go exactly their way, ask God to give them patience and to trust in Him.

Answers to Workbook

Ages 4 -6

Discover: 1. False 2. False 3. False

Dont Cheat!: The two lines must be diagonal and intersect in the middle, like an "X"



Ages 7-8

Activity 1: 1. fourteen 3. jealous
2. tricked 4. protected

Think about it: No

Activity 2: Reuben, Levi, Simeon, Judah - to Leah
Joseph - to Rachel

Respond: 1. to be patient/work hard/don't complain
2. cheating others/ being dishonest/ playing tricks on others

Ages 9-10

Learn a new word!: Deceive

Across:

4. Rachel
5. seven
7. livestock

Down:

1. marry
2. deceive
3. Leah
5. servant
6. Jacob

Ages 11-12

Working hard for love: Complete hearts 3, 4 and 5

Honesty is the best policy: 1. a 2. b

Think about Laban: greedy, selfish

Think about Jacob: patience

Answers to Multimedia Quiz

1. D Refer to Gen 29:24
2. A Refer to Gen 29:29
3. E
4. A Refer to Gen 29:32
5. C They are Reuben, Simeon, Levi, Judah, Issachar and Zebulun
6. A Refer to Gen 29:30
7. D Refer to Gen 29:23
8. A Refer to Gen 29:26
9. D Refer to Gen 30:27
10. D Refer to Gen 30:25

Answers to Discussion Questions in the Multimedia

1. Why do you think Laban wanted Jacob to continue working for him even after Jacob had already worked for 14 years and fulfilled his commitments to obtain Leah and Rachel in marriage? Was he keen to go back to Canaan at this point in time?

- Jacob was indeed keen to return to Canaan as in Gen 30:25-26.
- Laban perhaps wanted Jacob to stay on and work out of self-interest or for his (Laban's) own benefit, since Laban realised that Jacob's presence had caused God to bless him (Laban, vs 27).

2. How do you think God was still active in Jacob's life during this time?

Jacob seems to be at the mercy of Laban his uncle. However as the story unfolds we can see that Laban is unable to do to Jacob anything that God has not allowed.

Some points to consider:

- Jacob has twelve sons from the two wives and two concubines provided by Laban. These twelve sons later become the twelve tribes of Israel.
- Laban sets out to exploit Jacob but in the end Jacob ends up being very wealthy. Jacob may have acted based on some local superstition at that time, but that would not have worked on its own. He recognised that it was God's blessing that caused his flocks to increase later on in Gen 31:9-12.
- God even warns Laban to 'be careful not to say anything to Jacob, either good or bad.' Implied in this statement was also that Laban was not to touch or harm Jacob.

Lesson 19 Jacob's Return to Canaan

(Story 19 in the E-Learning)

Theme / Overview of Story:

Jacob now has 11 sons and a daughter. He decides to return to Canaan a little fearful of Laban his uncle and very fearful of the wrath of his brother Esau. Through this episode the Lord shows Jacob that he has nothing to fear. Jacob struggles with an angel of the Lord before he meets up with Esau. The Lord changes his name from Jacob to Israel. Jacob then meets with Esau. When Jacob/Israel meets God again in Bethel he worships God unconditionally.

Bible Passage

Genesis 31:1 – 33:19 and Genesis 35.

Public Reading

Suggested public reading – Genesis 32:22 – 32.

Activities

Play the multimedia Story 5 – Jacob Returns to Canaan.

Try all the multiple choice quiz questions.

For the older children, if there is enough time, try the Discussion questions.

Objective

Help the children to learn about God's care and protection from this story. Help the children understand we are under God's protection when we put our trust in Jesus and call Him our Lord. But we must also be obedient to His words and know how to respond to Him.

Preparation

Pray for wisdom. Read the introduction and chapter 5 of the text book. Go through the interactive multimedia story 5.

Memory Verse

The LORD gives strength to his people; the LORD blesses his people with peace.

Psalm 29:11

Lesson from the Story

1. Jacob wants to return to Canaan but Laban is very hostile. God warns Laban not to harm Jacob and protects Jacob.
2. Jacob is now prepared to accept the responsibilities that come with the birthright he stole from Esau. When God meets him again in Bethel, Jacob worships God unconditionally.

Bible Truth and Application

1. How do we respond to God when we know He has been protecting us and watching over us? What can we do to show our gratitude?
2. When do we wrestle with God? We sometimes may 'wrestle with God' in prayer. Do we pray for ourselves only or for His kingdom?

Response and Prayer

Help the children to pray for others and for God's Kingdom. Help them to also commit all their cares and worries to God and to obey His words.

Answers to Workbook

Ages 4 -6

- Discover: 1. False 3. True
2. False 4. True

Ages 7-8

- Activity 1: 1. Esau 3. wrestled
2. Israel 4. conditions

- Activity 2: First box - children draw stairway with angels
Second box - children draw two men wrestling

Ages 9-10


Circle the correct answer:

1. wrestled 4. Israel
2. afraid of 5. Benjamin
3. forgave 6. protecting 7. depend on

Ages 11-12

- Decode: 1. Canaan 2. Esau 3. Israel
4. Bethel 5. Rachel 6. Benjamin 7. Laban

Ways of Responding:



Answers to Multimedia Quiz

1. B Refer to Gen 31:19
2. C Refer to Gen 32:22-31
3. A Refer to Gen 32:14
4. B Refer to Gen 32:14
5. A Refer to Gen 32:15
6. C Refer to Gen 32:25 & 32
7. B Refer to Gen 32:28
8. D Refer to Gen 33:1
9. E Refer to Gen 32:4
10. E This is an optional question. Refer to Gen 36:9
11. A This is an optional question. Refer to Gen 35:29

Answers to Discussion Questions in the Multimedia

1. Why do you think God sent an angel to wrestle with Jacob as a man?

This is one of the most unusual stories told in the Bible. This happened at a time when Jacob was feeling very desperate. He feared this encounter even more than the encounter with Laban. But he did not try to avoid the encounter. This is another crucial point in the life of Jacob.

Points to consider:

- Jacob did not even know who he was wrestling with at first. The identity of the person Jacob wrestled with was only slowly revealed.
- The conflict was a vivid lesson to Jacob that he had struggled with man and with the Lord (Gen 32:28). In fact it was not so much with Laban or with Esau, but with the Lord.

2. Why did Jacob cling on to the man even after he had been disabled by the man at the end of the wrestling match?

Points to consider:

- Once Jacob recognised who he was wrestling with, he refused to let go unless the man blessed him.
- Jacob was always the opportunist. God had visited him. This was an opportunity not to be missed. So he asked the Lord for a blessing.
- Refer to Hosea 12:4-5.
- Do we hold on to God and seek His blessing in our lives?

3. What do you think God was teaching Jacob and his family at this time? What does it teach us about God?

Points to consider:

- Jacob felt he could not run away anymore. He would face his brother and let God take care of the consequences. He now had to learn to trust God to protect him. His faith in the Lord was now shown. He knew he would not overcome Esau in a physical combat. The fate of his family was in God's hands, not Esau's hands.
- Ask the children what this story teaches them about God.

Lesson 20 Joseph the Dreamer

(Story 20 in the E-Learning)

Theme / Overview of Story:

Jacob and his family are now back in Canaan. Joseph, one of his sons has the gift of dreams and interpreting dreams. Jacob loves Joseph very much and this makes his other sons jealous. When there is an opportunity, the brothers sell Joseph as a slave to Ishmaelite traders. Joseph is taken to Egypt and sold as a slave.

Bible Passage

Genesis 37

Public Reading

Suggested public reading – Genesis 37:5 – 11.

Activities

Play the multimedia Story 6 – Joseph the Dreamer.

Try all the multiple choice quiz questions.

For the older children, if there is enough time, try the Discussion questions.

Objective

Help the children to learn that God is watching all the time. We cannot do anything in secret and hide it from God. Also, when things seem to go wrong, God is watching and sometimes He allows it to happen but will use it for His good purpose in time to come. God will use Joseph to fulfill a very important task later in his life. But before that can happen, Joseph has to undergo a very difficult testing period.

Preparation

Pray for wisdom. Read the introduction and chapter 6 of the text book. Go through the interactive multimedia story 6.

Memory Verse

He does not take his eyes off the righteous, he enthrones them with kings and exalts them forever.

Job 36:7

Lessons from the Story

1. Joseph's brothers are jealous of him. They sell him off as a slave. However, God has other plans and uses this situation to eventually fulfil His purposes.

Bible Truth and Application

1. God will use Joseph to fulfil a very important task later in his life. But before that can happen, Joseph has to undergo a very difficult testing period.
2. The life of Joseph is a preview of Jesus. Jesus had to undergo great suffering but would eventually be the Saviour for all who will believe. While Joseph was only human and could only save his family, Jesus is God. His sacrifice on the cross can save people from all nations and make them right with God.
3. Help the children to learn patience and to trust in God even in difficult situations as Joseph did in this story.

Response and Prayer

Help the children to praise God and to trust in God in both good and difficult times.

Answers to Workbook

Ages 4 -6

- Discover:
- | | |
|---------|----------|
| 1. True | 3. False |
| 2. True | 4. False |

Ages 7-8

Know the story: Boxes should be numbered in this order downwards - 1, 5, 4, 2, 3.

Ages 9-10

Make Joseph's coat of many colours: Teacher provides a "Joseph doll" for each child. (Photostat the Joseph doll template and cut it out.) On a separate piece of paper, children trace the outline of Joseph's coat using their doll template. Colour the coat with magic markers. Dab fingers into a bowl of water and gently blot the coat to let the colours run and merge with each other. Let the coats dry while starting on the Cryptogram activity. After completing the Cryptogram activity, glue the dried coats to the Joseph dolls.

Cryptogram: What is this dream that you have dreamed?

Ages 11-12

- Joseph's story:
1. eleven
 2. a beautiful robe
 3. Reuben
 4. the nads of the Ishmaelite traders
 5. the rope dipped in blood

Jealousy: Other sins (acceptable answers) - jealousy, lying, cheating, hatred, stealing, pride.

Answers to Multimedia Quiz

1. D Refer to Gen 37:3
2. B Refer to Gen 37:2
3. A Refer to Gen 37:21
4. C Refer to Gen 37:28

Answers to Discussion Questions in the Multimedia

1. What were the reasons for Jacob to give Joseph the special ornamented cloak?

Points to consider:

- Jacob loved Joseph the most. It is important to tell the children that the Bible does not encourage favouritism.
- For older children, perhaps the teacher can explain that Joseph was the eldest son of Rachel. Jacob loved Rachel from the beginning and had intended to marry her only. He was tricked into marrying Leah by his father-in-law Laban. It was his way of showing his love for Rachel.
- The older brothers showed their bad character. Many of the brothers did things that made their father Jacob very angry with them.

- o Simeon and Levi had killed so many people in Shechem to take revenge on them for defiling their sister Dinah. This was not with Jacob's consent. Then all the sons of Jacob came and looted the city. The story is told in Genesis 34:1 – 31.

- o Genesis 35:22 tells of a terrible deed by Reuben. How could Jacob respect his eldest son Reuben after what he had done?

- If we follow ancient customs, the robe was a sign of showing that he had chosen Joseph to be his successor and the leader of the family tribe after him. There is a verse in 2 Samuel 13:18 where a similar word is used to describe a royal apparel.

2. Why did Reuben try to save Joseph?

This is not an easy question to attempt. Suggest this is used only for the older children, 11 and above.

Points to consider:

- Genesis 37:19 – 22 tells of a feeble attempt by Reuben to spare Joseph's life from the hands of his own brothers.
- Reuben was the eldest son of Jacob. We don't know if Jacob had ever intended for Reuben to be the successor and leader after him, but after the incident of Genesis 35:22, Jacob must have been disgusted with him. Perhaps this was Reuben's way of trying to win back his father's trust.
- Jacob was very angry with Reuben and pronounced his judgment over Reuben at his deathbed in Genesis 49:1 – 4.

3. How did Jacob feel when he was told that Joseph had probably been killed by wild animals?

Jacob probably felt like it was the end of his life. He mourned for Joseph believing he was dead, and would not be comforted. He appeared to become very self-absorbed in his grief.

It could be interesting to discuss what Jacob felt about the Covenant promise at this point in time - would his grief over Joseph have overshadowed the promises of God?

4. What can we learn from this story about times when we face problems and challenges?

Get the children to imagine what it would be like to be Joseph - hated by your other siblings, alone and frightened in a well, betrayed by your siblings who sell you off. Separated from his family, what would Joseph have felt?

Teach the children that no matter where they are or who they are with, God is always with them. Encourage them to stay curious about the coming lessons in Joseph's story to find out what happens to Joseph in the end.

Lesson 21

Joseph and Potiphar

(Story 21 in the E-Learning)

Theme / Overview of Story:

God's favour is with Joseph and Potiphar, his new master, recognises this. Soon Joseph is given a high responsibility. But temptation comes in the form of Potiphar's wife. Joseph resists the temptation but is wrongfully sentenced to jail. Joseph is wronged twice but he still keeps faith with God.

Bible Passage

Genesis 39:1 – 20

Public Reading

Suggested public reading – Genesis 39:1 – 9.

Activities

Play the multimedia Story 7 – Joseph the Dreamer.

Try all the multiple choice quiz questions.

For the older children, if there is enough time, try the Discussion questions.

Objective

Even when things have gone wrong for Joseph, he keeps faith with God and resists temptation. Help the children to learn that in everything we do, we should do it to the best of our ability as if it is done for God. Even as a slave and far away from his home, Joseph refuses to do anything that will go against God's laws.

Preparation

Pray for wisdom. Read the introduction and chapter 7 of the text book. Go through the interactive multimedia story 7.

Memory Verse

For the LORD watches over the way of the righteous, but the way of the wicked will perish.

Psalm 1:6

Lesson from the Story

1. In spite of his circumstances, Joseph keeps faith with the God of his forefathers. God blesses Joseph in all that he does and his master recognises it.
2. Potiphar's wife tempts him. Joseph does not long for the forbidden fruit.

Bible Truth and Application

1. How do we keep faith, even when our situation has gone from bad to worse?
2. What was Joseph's attitude when faced with temptation? He refused to do anything against the teachings of God. He ran from the woman who was tempting him. What can we learn from Joseph's action?

Response and Prayer

Help the children to pray and ask God for wisdom to know when they should stay and do their best to bring glory to God and when they should run away from a temptation.

Answers to Workbook

Ages 4 -6

Discover :

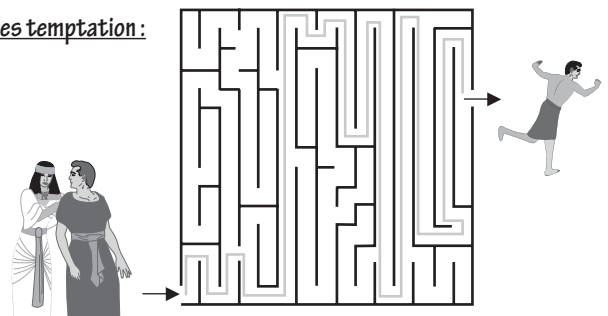
1. Potiphar

2. hard

3. household

4. prison

Joseph flees temptation :



Respond: 1. Work hard 2. Avoid sin

Ages 7-8

Activity 1: 1. Egypt 3. Potiphar
2. blessed 4. wicked

Application: 1. Ran

Respond: run, pray

Ages 9-10

Game - Resisting Temptation: Materials - an old bed sheet or tablecloth and several rolled-up socks or soft rubber/plastic balls. On the bed sheet/cloth, write "Word of God". Or, write the words on a paper and tape or pin the paper to the sheet. A few children hold up the sheet to 'protect' themselves and walk from one end of the room to the other. Other children throw the socks or balls at them. The children with the sheet must not let the balls hit their bodies but only the sheet. This illustrates how the Word of God protects us when we know it. Have the children swap roles.

Decode the answer: God is faithful; he will not let you be tempted beyond what you can bear. But when you are tempted, he will also provide a way out so that you can stand up under it. (1 Cor 10:13)

Response: FLEE

Ages 11-12

Forbidden fruit: tempted, sleep

Match correctly:

- | | |
|------------------------------|------------------------------------|
| 1. The Ishmaelites... | 5. such a wicked thing. |
| 2. The word 'Ishmaelites'... | 1. took Joseph down to Egypt... |
| 3. Soon Potiphar promoted... | 6. house, but left... |
| 4. His master's wife said... | 3. Joseph and put him in charge... |
| 5. So how could I do... | 7. and threw him into the royal... |
| 6. Joseph ran out of the... | 4. "Joseph, Come over here..." |
| 7. Potiphar took Joseph... | 2. was also a general term used... |

- 7. prison, where the king's prisoners were held.
- 3. of his household.
- 5. and sin against God?"
- 2. to describe all Arab merchants.
- 1. and sold him to Potiphar.
- 6. his cloak behind.
- 4. Come to bed with me!"

Answers to Multimedia Quiz

- 1. A Read Gen 39:1
- 2. False Read Gen 39:6-7
- 3. True Read Gen 39:17
- 4. E Read Gen 39:1
- 5. E Read Gen 39:16-20

Answers to Discussion Questions in the Multimedia

- 1. Why did Potiphar promote Joseph to be in charge of his household?

Refer to Gen 39:2-5

The Bible emphasizes that it was because of the Lord's blessing that Joseph became successful. That does not mean that Joseph was not a hard-working slave. In fact, Joseph was probably a hard-working and very competent slave. But it was because of the favour of the Lord, that Joseph was so successful. The Bible gives us the following record for consideration:

- The Lord was with Joseph.
- He lived in the house of his Egyptian master – such a privilege.
- Potiphar saw that the Lord was with him – such a good testimony.
- He became Potiphar's attendant – Potiphar enjoyed his counsel and company.
- Potiphar put him in charge of his household and everything he owned – trusted him in personal matters and with his wealth.
- Potiphar saw that he had received God's blessing too because of Joseph and had nothing to worry about with Joseph in charge.

Why could Joseph not do what Potiphar's wife asked of him?

- 2. For younger children you could explain that Joseph did not want to break what he believed was a law of God i.e. not to commit adultery, although this law was only written down later on by Moses. Stealing someone else's wife was a wicked thing and a sin against God.

For the older children, you could add some additional pointers:

- Perhaps Joseph had seen how angry his father was when Reuben had had an intimate relationship with his step-mother, his father's concubine.
- Some commentators have pointed out that Joseph's answer described himself like Adam in the Garden of Eden. God had given Adam authority over all things and only prohibited him from the fruit in the middle of the Garden. Likewise Potiphar had put Joseph in charge of all things in his house but that did not include having a relationship with his wife. Joseph, unlike Adam, did not fall for the temptation.

What can we learn from the example of Joseph in this story?

- 3. Points to consider:

- Joseph is a fine example of someone who did not moan and groan about 'why me?' but rather took on a positive attitude of 'what shall I do now?'
- He kept faith and continued to put his trust in God, even when he had forcibly been taken to a faraway land.
- He resisted temptation even when no one was looking.
- He was punished for doing the right thing – but continued to trust that God would protect him.

Lesson 22 The Prisoner and the Meaning of Dreams

(Story 22 in the E-Learning)

Theme / Overview of Story:

Joseph is thrown into prison on a false charge. Instead of complaining he keeps faith with God and works hard. Soon the jailer recognizes his abilities and gives him a position of responsibility even in the prison. Soon Joseph's ability to interpret dreams is called upon as two fellow prisoners share their dreams with him.

Bible Passage

Genesis 39:21 – 40: 23

Public Reading

Suggested public reading – Genesis 40:8 – 23.

Activities

Play the multimedia Story 8 – The Prisoner and the Meaning of Dreams.

Try all the multiple choice quiz questions

For the older children, if there is enough time, try the Discussion questions.

Objective

Teach the children that in all circumstances, we should continue to do our best and keep trusting God.

Preparation

Pray for wisdom. Read the introduction and chapter 8 of the text book. Go through the interactive multimedia story 8.

Memory Verse

For it is a credit to you if, being aware of God, you endure pain while suffering unjustly.

1 Peter 2:19

Lessons from the Story

1. Instead of moaning about how he had been wrongfully punished, Joseph works hard and impresses the people around him. Even the prison warden trusts him.
2. Joseph continues to trust in God. God is indeed watching over him and preparing him for an important task ahead.

Bible Truth and Application

1. When we have been wronged by others, what can we learn from Joseph here? When have we been in such a situation and what did we do?
2. How can we continue to trust in God in difficult situations? What promises of God can we cling on to?
3. Older children can be asked to discuss when we should stand up for our rights and when we should accept an injustice done to us.

Response and Prayer

Ask God to teach us to be able to do our best in all circumstances. Even when we have been wronged, we can still do our best so that in all that we do, we bring glory to God's name.

Answers to Workbook

Ages 4 -6

- Discover:**
- | | |
|----------|----------|
| 1. True | 3. False |
| 2. False | 4. False |

Ages 7-8

- Activity 1:**
- | | |
|------------------|------------------|
| 1. Joseph | 3. Prison warden |
| 2. The Cupbearer | 4. The Baker |

Activity 2: I feel angry and impatient but I know God is preparing me. Today, I met a cupbearer and a baker. I told them what their dreams meant. Hopefully, the cupbearer remembers to tell Pharaoh to get me out. That's all for today.

Respond: God, hard

Ages 9-10

- Activity 1:** Black shapes - sentences 1, 2, 3, and 7
Yellow shapes - sentences 3, 5, and 6

Activity 2:

#_7_	#_1_	#_5_	#_4_
The chief cupbearer forgot about Joseph.	While Joseph was in prison, the Lord was with him and continued to bless him and grant him favour	Joseph interpreted the dreams of the chief cupbearer and the chief baker.	The chief cupbearer and the chief baker were thrown into the same prison as Joseph.
#_3_	#_2_	#_6_	
The chief cupbearer and the chief baker did something to displease their master	Joseph was put in charge of the whole prison and everyone in it.	Pharaoh restored the chief cupbearer to his old position, and hanged the chief baker.	

Ages 11-12

Joseph interpretes dreams: Finished puzzle should look like this:



- Good out of bad:**
1. While Joseph was in prison, the Lord showed him kindness..
 2. The warden put Joseph in charge of all in the prison
 3. The warden paid no attention to anything....
 4. ...because the Lord was with Joseph...

Answers to Multimedia Quiz

- | | |
|----------|--------------------|
| 1. True | Refer to Gen 40:21 |
| 2. False | Refer to Gen 40:22 |
| 3. False | Refer to Gen 39:23 |

Answers to Discussion Questions in the Multimedia

1. Why did the prison warden let Joseph be in charge of all those held in the prison?
 - Again, it was because of God who watched over and protected Joseph, and who showed him favour. God caused Joseph to become the prison warden's favourite. The prison warden trusted Joseph with all things in the prison.
2. How do we know that Joseph continued to keep faith in God?
Points to Consider:
 - The Lord was with Joseph showing him kindness and granting him favour.
 - He told the cupbearer and the baker in Gen 40:8 "Do not interpretations belong to God?"
 - God gave him the correct interpretations to the dreams of the cupbearer and the baker.

How do we know that God was still watching over Joseph

3. throughout this time?
The answers here are similar to the answers in question 2. God continued to give Joseph wisdom in making correct interpretations to dreams. God continued to watch over him, showing him kindness and giving him favour with the prison warden.

In most cases any slave accused of having sexual relationships with his master's wife, what more, a royal captain's wife, would most certainly have been executed. Yet Joseph was not executed but kept in a royal prison. This most certainly was a sign of protection from the Lord.

Potiphar may also have had some doubts about the accuracy of his wife's report. But behind the scene we know that it was God who had protected Joseph and allowed him to be brought to the royal prison.

Lesson 23 The Dreamer and the King

(Story 23 in the E-Learning)

Theme / Overview of Story:

Pharaoh is troubled by two dreams and none of his court magicians or wise men can interpret the dreams. He senses the dreams are important and asks for a dream interpreter. Finally, someone mentions Joseph and Pharaoh summons him to his presence. God gives Joseph the wisdom not only to interpret Pharaoh's dream but also to know what to do to save Egypt. Pharaoh appoints Joseph as his Prime Minister in charge of all government affairs.

Bible Passage

Genesis 41:1 – 46

Public Reading

Suggested public reading –
Genesis 41:25 – 40.

Activities

Play the multimedia Story 9 – The Prisoner and the Meaning of Dreams.

Try all the multiple choice quiz questions.

For the older children, if there is enough time, try the Discussion questions.

Objective

Even in difficult circumstances we should continue to put our trust in God. He will supply us with wisdom and guidance to lead us out of difficult situations.

Preparation

Pray for wisdom. Read the introduction and chapter 9 of the text book. Go through the interactive multimedia story 9.

Memory Verse

The fear of the LORD is the beginning of wisdom; all those who practice it have a good understanding

Psalm 111:10

Lessons from the Story

Joseph's dream interpretations come true, but he still has to be patient. After 13 years of slavery and imprisonment, Joseph is appointed to be Pharaoh's most senior minister.

Bible Truth and Application

Why do you think Joseph impressed Pharaoh so fast? Joseph had been a good worker in all the situations he was put in. In Potiphar's house he so impressed his master that he was put in charge of all matters. In the prison, Joseph was again put in charge of administrative matters so that the prison warden did not have to worry about anything. What can we learn from Joseph from this story?

Response and Prayer

Pray that God will give us wisdom to according to His will and to live a righteous life so that others will see how good our God is.

Answers to Workbook

Ages 4 -6

Discover: 1. T 3. T
2. F 4. F

Respond: 1. GOD 3. PHARAOH

Ages 7-8

Activity 1: There will be seven years of plenty followed by seven years of famine.

Genesis 41: 28 God

Respond: patience; wisdom

Ages 9-10

Test your knowledge:

1. T 2. F 3. F 4. T
5. F 6. T 7. T 8. T

Quick Quiz: a) To tell the meaning of something
b) Seven years of plenty
c) Seven years of famine
d) A widespread shortage of food
3) God enabled him to interpret dreams

Ages 11-12

Multiple choice: 1. b 2. a 3. b 4. d

Crossword Quiz:

Horizontal

1. seven
2. Potiphara
3. dream
4. prison
5. grain

Vertical

6. famine
7. Nile
8. Joseph
9. magicians
10. Pharaoh
11. God
12. Egypt

Answers to Discussion Questions in the Multimedia

1. Why do you think Pharaoh promoted Joseph to be his Prime Minister so quickly?

This is not an easy question to answer. There is no clear cut answer to this question. Neither should you encourage over-speculation. However, some facts remain and can be considered for discussion with the older children (11+).

Points to consider:

- Potiphar who was a royal captain of the guard may have testified.
- The prison warden could also have testified.
- It is more certain that Pharaoh would have seen the wisdom that Joseph possessed. It is recorded in the Bible that Pharaoh said in Gen 41:38 "Can we find anyone like this man, one in whom is the spirit of God?"

What did Pharaoh give Joseph to show his favor and to give him authority?

2. Pharaoh gave Joseph many gifts and items to signify the authority he has been bestowed with.

- Signet ring.
- Dressed him in robes of fine linen.
- Gold chain around his neck.
- A chariot to ride on as second-in-command.
- Men to shout and announce his arrival.
- A new name.
- A wife of noble birth.

Had Joseph forgotten about his father and his brothers?

3. How do you think Joseph still felt about them?

Obviously the answer is no.

One hint given at this point of the story are the names Joseph gives to his two sons.

- He named his older son Manasseh because "God has made me forget all my trouble and all my father's household."
- He named his second son Ephraim because "God has made me fruitful in the land of my suffering."

Answers to Multimedia Quiz

1. B Refer to Gen 41:1
2. E Refer to Gen 41:2-7
3. D Refer to Gen 41:27
4. D Refer to Gen 41:46
5. True Refer to Gen 41:40-43
6. False Refer to Gen 41:16
7. True Refer to Gen 41:29-32
8. True Refer to Gen 41:45
9. True Refer to Gen 41:45
10. False
11. A Refer to Gen 41:51
12. False Refer to Gen 41:55

Lesson 24 From Prisoner to Prime Minister

(Story 24 in the E-Learning)

Theme / Overview of Story:

As the Prime Minister, Joseph quickly sets out to prepare Egypt for the coming famine. Meanwhile, Joseph marries and has two children. After seven years of bountiful harvest, the seven years of famine begin. There is no food not only in Egypt but in the surrounding countries, including Canaan. Soon the brothers, except for Benjamin, come to Egypt to buy food for their family. Joseph recognises them although they don't recognise him. Joseph decides not to reveal himself to his brothers yet until they prove that they are truly sorry for what they have done to him.

Bible Passage

Genesis 41:47 - 42:26

Public Reading

Suggested public reading – Genesis 41:14 – 28.

Activities

Play the multimedia Story 10 – From Prisoner to Prime Minister.

Try all the multiple choice quiz questions.

For the older children, if there is enough time, try the Discussion questions.

Objective

Help the children to learn that Joseph's obedience and hard work bring reward for Egypt. This earns him the trust and respect of Pharaoh. Later he would need the favour of Pharaoh to settle his family in Egypt.

Preparation

Pray for wisdom. Read the introduction and chapter 10 of the text book. Go through the interactive multimedia story 10.

Memory Verse

All hard work brings a profit, but mere talk leads only to poverty.

Proverbs 14:23

Lesson from the Story

1. Joseph worked hard to prepare Egypt for the famine. Egypt was now blessed because of Joseph and it is noticed by Pharaoh.
2. The brothers do not show any outward remorse when they meet Joseph. Joseph decides not to reveal himself to them yet but gives them a test first.

Bible Truth and Application

1. When we are asked to do work, what should our attitude be towards our work?
2. What do we do when we face someone who has wronged us terribly sometime long ago?

Response and Prayer

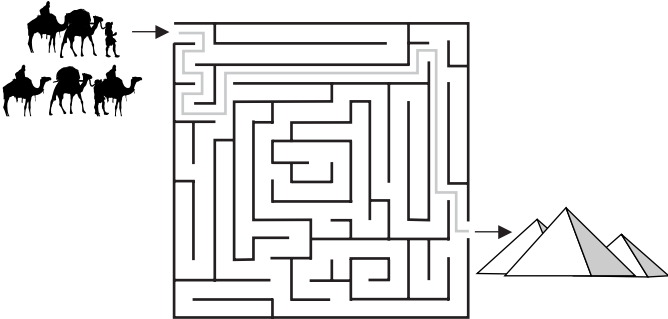
Help the children to pray for strength and perseverance in challenging times; to always be faithful to the tasks that God has set for us and to aim to be a blessing to others.

Answers to Workbook

Ages 4 -6

- Discover:
- | | |
|----------|----------|
| 1. True | 3. False |
| 2. False | 4. True |


Joseph meets his brothers:



Ages 7-8

- Activity 1:
- | | |
|----------|-----------|
| 1. buy | 3. three |
| 2. trust | 4. Simeon |

Activity 2: The two lines must be diagonal and cut across each other, like an 'X'



Ages 9-10

- Activity:
- | | |
|-------------|----------------|
| 1. famine | 5. interpreter |
| 2. Joseph | 6. wept |
| 3. food | 7. Canaan |
| 4. brothers | 8. repented |

Response: Hard working; forgive

Ages 11-12

- Identify:
- | | |
|------------------|-------------------------|
| Genesis 41:41-45 | - Recognition |
| Genesis 41:46-52 | - Abundance |
| Genesis 41:53-57 | - Tough times |
| Genesis 42:1-2 | - Seeking help |
| Genesis 42:9 | - Accusation |
| Genesis 42:21-22 | - Regret & helplessness |
| Genesis 42:24-26 | - Brotherly love |

Answers to Multimedia Quiz

- | | |
|----------|--------------------|
| 1. B | Refer to Gen 42:24 |
| 2. False | Refer to Gen 42:8 |
| 3. E | Refer to Gen 42:9 |
| 4. E | |

Answers to Discussion Questions in the Multimedia

- How do you think the brothers felt when they were suddenly accused of something they did not do?
 - Possibly, it may have crossed their minds that they were being punished for what they did in selling Joseph off to slave traders so many years ago, since in their answer they specifically mention a younger brother who is no longer with them (Gen 42: 13).
 - The brothers were also likely terrified at being accused falsely especially by such a powerful man as Joseph.
 - Perhaps they were also worried that if they got into trouble, they would no be able to bring food back home for their family affected by the famine.
- How did Joseph feel when he saw his brothers come and buy food from him? Why do you think Joseph did not tell his brothers immediately about who he was?

Points to consider:

 - Joseph might have felt a mix of excitement, disbelief and anger. The hurt feelings might have come back and he might have been tempted to take revenge on his brothers.
 - However, Joseph, being a God-fearing man, was probably already beginning to see the point that all this was part of God's plan to reunite him with his family and to save them from the famine.
 - Joseph wanted to be sure his brothers had repented, and since they did not show any sign outwardly, he decides to test them first.

Lesson 25 Jacob's Dilemma

(Story 25 in the E-Learning)

Theme / Overview of Story:

Joseph sets a condition for his brothers. He takes Simeon as a hostage prisoner and asks the brothers to bring back their other brother – Benjamin – before he will release Simeon and sell them more food. Jacob refuses to allow Benjamin to go. Back in Canaan, when Reuben the eldest brother promises he will keep Benjamin safe, Jacob refuses to believe him. But when Judah offers to be responsible for Benjamin's safety, Jacob finally agrees to let Benjamin go. When Joseph sees Benjamin he is overcome with emotion but still is not sure if he can trust his brothers. He tests them to see if they have truly repented of the evil they did to him and if they have changed their ways.

Bible Passage

Genesis 42:27 - 44:13

Public Reading

Suggested public reading –
Genesis 43:1 – 9

Activities

Play the multimedia Story 11 –
Jacob's Dilemma.

Try all the multiple choice quiz questions.

For the older children, if there is enough time, try the Discussion questions.

Objective

Help the children to learn to be responsible and reliable. Reuben spoke without thinking, making a ridiculous offer to his father Jacob. Because of rash words and his past track record, Jacob did not trust him. But when Judah takes responsibility, Jacob is willing to trust him. Help the children to learn that our words and actions are important in order for us to be trusted.

Preparation

Pray for wisdom. Read the introduction and chapter 11 of the text book. Go through the interactive multimedia story 11.

Memory Verse

Blessed is anyone who endures temptation. Such a one has stood the test and will receive the crown of life that the Lord has promised to those who love him.

James 1:12

Lesson from the Story

1. Jacob is faced with a dilemma. He does not trust Reuben but when Judah takes responsibility he relents.
2. Joseph shows affection for Benjamin and his half-brothers, but he is not ready to reveal himself yet.

Bible Truth and Application

Why did Reuben's action anger Jacob? When are we like Reuben and when are we like Judah?

Response and Prayer

Help the children to pray so that they will speak and act responsibly so that others can trust them.

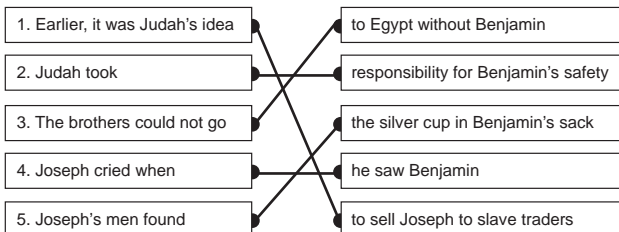
Answers to Workbook

Ages 4 -6

- Discover:
- | | |
|-------------|-------------|
| 1. brothers | 3. Judah |
| 2. Egypt | 4. feast |
| | 5. Benjamin |

Ages 7-8

Activity 1:




Activity 2:

- | | |
|-------------|---------------|
| 1. Reuben | 3. Judah |
| 2. Benjamin | 4. Silver Cup |

Ages 9-10


Activity 1: guaranteed; blame; remain; return; brothers; father.

Building trust:



Ages 11-12

Who said what?:



Answers to Multimedia Quiz

- | | |
|----------|---------------------------|
| 1. E | Refer to Gen 42:36 and 38 |
| 2. False | Refer to Gen 42:38 |
| 3. True | Refer to Gen 43:11 |
| 4. E | Refer to Gen 44:2 |

Answers to Discussion Questions in the Multimedia

- Why was Jacob so bitterly angry when the brothers told him what happened?
He could be losing another son when he had already lost Joseph.
- Why was Jacob's response to Judah different from that to Reuben?
 - Reuben was the eldest but had disappointed his father by having sexual relations with his concubine.
 - Even at his deathbed, Jacob could not forget what his son Reuben had done. Read Genesis 49:1 - 4.
 - Reuben certainly could not inspire confidence in his father by allowing Jacob to put two of his sons, Jacob's grandsons, to death if he failed in his mission. How could that help Jacob feel better about Reuben's leadership.
 - Judah did not speak immediately. By the time he spoke, the famine had got worse and Jacob had more time to think about the family's predicament.
 - Judah showed he was going to take responsibility himself for the safety of Benjamin. This plus the fact that Judah must have previously showed himself more responsible in the past made Jacob feel better about Judah's leadership.
- How do you think the brothers felt at this point in time?
Points to consider:
 - The Bible does not tell us exactly how they felt at this time, but from the flow of the story they all must have been in a somber mood.
 - From the attitude they showed to their father and later on towards Joseph we can deduce that they all must have taken this coming mission very seriously.
 - o They showed great respect to Joseph when they met him.
 - o They all offered themselves to be taken as slaves when Joseph's silver cup was found in Benjamin's sack.

Lesson 26 Family Confrontation and Reconciliation

(Story 26 in the E-Learning)

Theme / Overview of Story:

Joseph has set his brothers up for a test. Will they abandon Benjamin and run for their lives? How far would they go to save Benjamin? When he puts them to the test they all refuse to run and Judah offers his own life and freedom for Benjamin. Joseph is convinced his brothers have repented and changed, and reveals himself. He asks his brothers to bring their father and all their families to Egypt where he will provide for them.

Bible Passage

Genesis 44:14 - 46:7

Public Reading

Suggested public reading – Genesis 44:24 - 34

Activities

Play the multimedia Story 12 – Family Confrontation and Reconciliation.

Try all the multiple choice quiz questions.

For the older children, if there is enough time, try the Discussion questions.

Objective

Help the children to learn from this story – that to receive forgiveness and reconciliation, there must first be a willingness to confess our sins and to repent of them.

Preparation

Pray for wisdom. Read the introduction and chapter 12 of the text book. Go through the interactive multimedia story 12.

Memory Verse

If we confess our sins, he who is faithful and just will forgive us our sins and cleanse us from all unrighteousness.

1 John 1:9

Lessons from the Story

1. The brothers refuse to abandon Benjamin even at the expense of their own freedom. Joseph then reveals himself.
2. Joseph knows that God has used this situation to save his family from the famine and bring them all together for His purposes in Egypt.
3. Jacob is delighted to hear that Joseph is alive. Before he leaves Canaan he seeks God's blessing to go to Egypt and receives it. He gives thanks and worships God.

Bible Truth and Application

1. What would we have done? When we have done wrong to others and now have a chance to make things right, what would our response be ... even if the chance to make things right can be costly?
2. Why did Jacob seek God's blessing before leaving Canaan to go to Egypt? What does this teach us about seeking God's will for our life ... even when things all seem to point in a certain direction?
3. This story of Joseph is a preview of what Jesus did for us at Calvary. God sent His only Son to suffer and die for our sins so that we may be reconciled to the Father and enjoy the blessings of being the children of God.

Response and Prayer

Help the children to learn to confess their sins to God and ask for His forgiveness in Jesus' name. And because we have received forgiveness from God, we should also learn to forgive others.

Answers to Workbook

Ages 4 -6

Discover: 1. False 3. True
2. False 4. True

Ages 7-8

Activity 1: 1. Benjamin 3. Goshen
2. save 4. nation

Activity 2: Order of speech clouds:
1. Joseph tells his brothers who he is
2. The brothers say sorry
3. Jacob travels from Canaan to Egypt
4. Jacob and Joseph reunite
5. Joseph helps his family settle down in Egypt

Respond: 1. forgiven 2. plan 3. forgive

Ages 9-10

Quick Quiz: 1. preserve, remnant, save (Gen 45: 7)
2. quarrel (Gen 45: 24)
3. Sacrifices (Gen 46: 1)

Test yourself: 1. F 2. T 3. F 4. F 5. T

Ages 11-12

The Celebration: Answer guide - reunited with his family/ able to see his father again/ his brothers had repented/ hurts of the past are healed, etc.

The Bible says.....: "BEAR with each other and FORGIVE WHATEVER GRIEVANCES you may have AGAINST one another. FORGIVE as the LORD forgave you." COLOSSIANS 3:13

Answers to Multimedia Quiz

1. C Refer to Gen 44:18-34
2. C Refer to Gen 45:1-3
3. False Refer to Gen 44:12
4. E Refer to Gen 46:29

Answers to Discussion Questions in the Multimedia

1. Why did Joseph wait until Judah spoke up before revealing himself to his brothers?

Points to consider:

- Joseph wanted to see if his brothers had repented of their past sins.
- Although all of them offered to stay as slaves because of Benjamin, Joseph wanted to test them one step further by offering them their freedom. Only Benjamin would be left behind.
- When Judah offered to stay in place of Benjamin, Joseph felt convinced that his brothers had truly repented.

2. Why do you think Jacob offered sacrifices along the way to Egypt, in Beersheba?

Points to consider:

- Verse 1 seems to indicate that Jacob recognised that his family had a calling. It was the covenant relationship his family had with the Lord God which was passed down to him from his father Isaac.
- His action and God's words to him, as recorded in Gen 46:1-4 seem to imply that Jacob was seeking permission from God to move out of Canaan, the Promised Land.
- He had become the man of faith who put his trust in God. Not even his grandfather Abraham had a record of stopping and asking God's permission to leave for Egypt when the land of Canaan was struck with famine as recorded in Gen 12:10.

3. What do you think were some of Jacob's thoughts when he was told that Joseph his son was still alive?

Points to consider:

- At first he was 'stunned'. There was an element of disbelief at first (Gen 45:26-28) But when they told him what Joseph had said and what he had sent, slowly his spirit revived.
- Jacob loved Joseph the most from the beginning as recorded in Gen 37 and still loved Joseph.
- He could now see God's hand in action in his family.
- When he met Joseph his son again after missing him for 20 years, he said to him, "Gen 46:30 Now I am ready to die, since I have seen for myself that you are still alive."^(NIV)
- It would not be wrong if we deduced that he must have been very, very happy and praised God.

Lesson 27 Genesis Epilogue – From Tribal Clan to Nation

(Story 27 in the E-Learning)

Theme / Overview of Story:

The children of Israel/Jacob settle in Goshen, Egypt for over 400 years. They grow from just being a small clan of people into a huge nation of about two million people. This chapter summarizes the 50 chapters of Genesis into three key areas:

- a. Genesis tells the story of many beginnings:
 - Creation of the world and humankind.
 - Sin coming into the world.
 - Beginning of the nations and of one nation in particular i.e. Israel.
- b. It shows how God relates to people through covenant relationships which were both personal and formal.
- c. It gives us many preview pictures of Jesus and the work of Jesus.

Bible Passage

Genesis 50.

Public Reading

Suggested public reading – Optional

Activities

Read Chapter 13 of the multimedia book together with the children.

Objective

Help the children to see that once sin came into the world through the disobedience of Adam and Eve, the perfect world that God created was no longer perfect. There was nothing in creation that could bring back the perfection of God's creation. God had to intervene Himself through His Son Jesus Christ. Some of the heroes we encountered in Genesis are like fore-runners of Jesus Christ. They were chosen by God to accomplish a certain task at a certain time. But they were not perfect and so could not bring eternal reconciliation of God and humankind. This could only be achieved by Jesus Christ, the perfect Son of God.

God is a loving Creator who wants a relationship with humankind. Help the children to understand the Bible's most important message, that we can only be restored to this loving relationship with God if we trust and commit our life to Jesus. We need to ask Him to forgive our sins and we must put our faith in Him as Lord of our lives.

Response and Prayer

There are a number of ways to approach the topic of personal salvation with young children. More matured children who say they are ready can be guided in prayer in asking forgiveness for their sins and to begin a personal relationship with Jesus. Other children can be shown how to pray for help to know and understand more about Jesus first. Impress upon the children that following Jesus is a choice and the beginning of something new they will keep working at. Always be sure the children understand what they are deciding to do and do not force them if they do not respond.

Answers to Workbook

Ages 4 -6

Complete the pictures - what's missing? :

1st picture - draw the missing apple/ fruit

2nd picture - draw Isaac on the altar

Our God is Personal: Children colour the letters to spell 'Adam', 'Jacob' and 'Abraham'

Respond: 1. fruit 2. ram 3. Jesus

Ages 7-8

Our God is Personal: Children colour the letters to spell 'Adam', 'Jacob' and 'Abraham'

God Sent Jesus: Teachers - have small rewards ready for children who find and write the verses quickly

Ages 9-10

Draw arrows: Arrows should be drawn from Abraham to Isaac, from Isaac to Jacob/Israel, and from Jacob/Israel to Joseph/Israelite nation in Egypt.

Think about it: Abraham

Ages 11-12

Genesis revision:

1. Adam and Eve
2. Abraham and Isaac
3. Abraham, Lot, Noah, Jacob and Joseph
4. Jacob and Joseph
5. Joseph


The link to Jesus: Matching verses - Romans 8: 32, Psalms 49: 7

This section has no Multimedia Quiz or Discussion Questions.


SAMPLE

SAMPLE


The Visual Bible Explorer Series




Genesis - In the Beginning




Moses and the Exodus




Joshua and the Judges




Kings and Prophets



The Gospel Story



Epic of the Apostles Vol.1



Epic of the Apostles Vol.2



Visit us at www.pristine-world.com
For inquiries e-mail us at
pristineworld@gmail.com