

Student Workbook for



Ages 4-6



Based on the Visual Bible Explorer Series

Genesis

Vol 1: From Creation to Abraham

Vol 2: Isaac, Jacob and Joseph

SAMPLE

Student Activity Workbook

for Ages 4 - 6

Based on

The Visual Bible Explorer Series

Genesis

Vol 1: From Creation to Abraham

Vol 2: Isaac, Jacob and Joseph

Copyrights



First published in Malaysia in 2015 by Pristine World Sdn Bhd
Copyright © 2023 Pristine World Sdn Bhd, Malaysia

All rights reserved. No part of this publication or multimedia may be reproduced, stored in a retrieval system or transmitted in any form or by any means, electronic, mechanical, photocopying, recording, scanning or otherwise, without the prior written permission of the copyright owner.

Scripture taken from the **HOLY BIBLE, NEW INTERNATIONAL VERSION®**.
Copyright © 1973, 1978, 1984 by International Bible Society. Used by permission of Zondervan Publishing House. All rights reserved.

The “NIV” and “New International Version” trademarks are registered in the United States Patent and Trademark Office by International Bible Society. Use of either trademark requires the written permission of International Bible Society.

Contents

Lesson 1	The Creation Story	4
Lesson 2	The Garden of Eden	6
Lesson 3	Adam and Eve	8
Lesson 4	Cain and Abel	10
Lesson 5	Noah Builds the Ark	12
Lesson 6	The Great Flood	14
Lesson 7	The Tower of Babel	16
Lesson 8	Abram and God's Call	18
Lesson 9	Abram and Lot	20
Lesson 10	A Promise of a Son	22
Lesson 11	Abraham and God's Covenant	24
Lesson 12	Abraham Pleads for Sodom	26
Lesson 13	What Really Happened At Sodom and Gomorrah	28
Lesson 14	Abraham's Test	30
Lesson 15	Isaac and Rebekah	32
Lesson 16	Jacob and Esau	34
Lesson 17	Jacob's Journey	36
Lesson 18	Jacob and Laban's Daughters	38
Lesson 19	Jacob returns to Canaan	40
Lesson 20	Joseph the Dreamer	42
Lesson 21	Joseph and Potiphar	44
Lesson 22	The Prisoner and the Meaning of Dreams	46
Lesson 23	The Dreamer and The King	48
Lesson 24	From Prisoner to Prime Minister	50
Lesson 25	Jacob's Dilemma	52
Lesson 26	Family Confrontation and Reconciliation	54
Lesson 27	Genesis Epilogue	56

Genesis Volume 1

Lesson 1: THE CREATION STORY

Theme:


God the Creator.

Lesson Aim:

To know God who created us and the world we live in.

Bible Passage:

Genesis 1:1 - 2:3



Learn

Key Lessons:

1. The Universe was made by one God.
2. The Universe God made was perfect. God was very happy and pleased with His work, and declared it good.

Memory Verse:

“In the beginning, God created the heavens and the earth.”


Gen 1:1

Discover: True or False

- | | |
|---|--------------|
| 1. God created the world and all that is in it | True / False |
| 2. God saw that His creation was good. | True / False |
| 3. God filled the sky with fish and the water with birds. | True / False |
| 4. God rested on the sixth day. | True / False |

God's creation.

Draw your favourite animals in this picture. Then colour it.



Respond:

Is there a garden outside? Go to the garden and collect two things which God made. Do you think man could have made this? Talk to your teacher about it.

Application:

God made everything in this world, and everything He made was very good. How does this make us feel about God?

Unscramble the letters below to find the words:

oLve oGd _____

hTnak mHi _____

eB garetluf _____

Prayer: Dear God, Thank you for making this beautiful world. Help me to know you through your creation. In Jesus' name, Amen.

Genesis Volume 1

Lesson 2: THE GARDEN OF EDEN

Theme:

God made man and woman. He wants them to take care of His creation.

Lesson Aim:

To love and care for the Earth.

Bible Passage:

Genesis 2:4 - 25



Learn

Key Lessons:

1. God gave us life. He also made us to be in charge and to take care of all His creation.
2. God loves us very much. When He made the first man and woman, Adam and Eve, He was their friend. God made a covenant (a promise) with them to stay in the Garden of Eden as long as they obeyed Him.

Memory Verse:


“When I look to the sky, which you have made, at the moon and the stars, which you set in their places - what are human beings, that you care for them; mere mortals that you care for them?”

Psalm 8:3-4

Discover: Find the words in your Bible and fill in the blanks.

1. God formed man from the ___ ___ ___ of the ground.
2. God breathed into the man's nostrils the breath of ___ ___ ___, and the man became a living being.
3. God put man in charge of His creation. God let the man give ___ ___ ___ to all the animals.

Love God's Creation: Colour and tick (✓) the picture that shows care for God's creation.



Respond:

1 Why is caring for God's creation important?

2. What can we do to look after the world?

Prayer: Dear God, Thank you for making this wonderful world for us to live in. Help me to love and take care of it. In Jesus' name, Amen.

Genesis Volume 1

Lesson 3: ADAM AND EVE

Theme:

Obedying God.

Lesson Aim:

When we disobey God, there are consequences.

Bible Passage:

Genesis 3:1 - 24



Learn

Key Lessons:

1. Although God is a spiritual and powerful being, He wants to be close to us, like a friend.
2. Disobeying God is called sin. If we disobey Him, we cannot be close to Him. If we obey Him, we continue to enjoy His friendship.

Memory Verse:

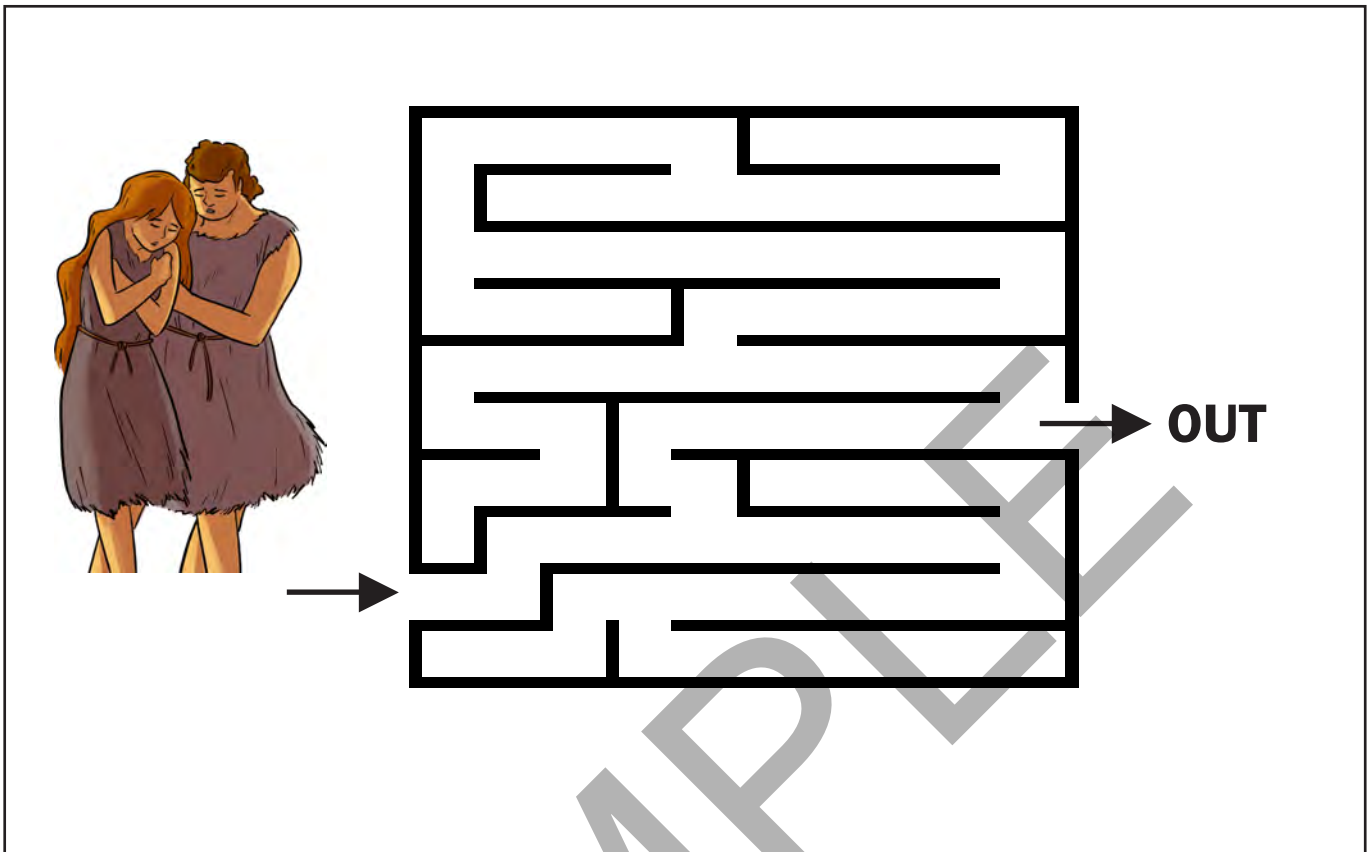
“For the wages of sin is death but the gift of God is eternal life in Christ our Lord.” -

Romans 6: 23

Discover: *Unscramble the letters to fill in the blanks.*

1. God commanded Adam and Eve not to (tae) _ _ _ the fruit from the tree in the middle of the garden.
2. After they ate the fruit, Adam and Eve (dih) _ _ _ from God.
3. Because of Adam and Eve’s sin, God (dshupsein) _ _ _ _ _ them.

Find the way: After they sinned, Adam and Eve could no longer live in the Garden of Eden. Help them find the way out of the Garden.



Respond: Tell your teacher

1. What happened after Adam and Eve ate the fruit?

2. Why couldn't Adam and Eve stay in the Garden of Eden?

3. When we sin, what should we say to God?

Prayer: Dear God, Thank you God that you love me so much. I'm sorry for _____. Please forgive me. In Jesus Name Amen.

Genesis Volume 1

Lesson 4: CAIN AND ABEL

Theme:

God sees everything we do.

Lesson Aim:

We cannot hide our sins from God.

Bible Passage:

Genesis 4:1 - 26



Learn

Key Lessons:

1. Cain disobeyed God and killed his brother Abel.
2. God is the judge who sees everything. Cain thought no one saw his crime but God saw it and punished Cain.

Memory Verse:

“Be kind and compassionate to one another, forgiving each other, just as in Christ, God forgave you” -

Ephesians 4:32

Discover: Look at the Bible story and fill in the blanks.

1. Cain was a _____, and Abel was a _____
2. God was happy with _____'s offering.
3. Cain became _____ at his brother.
4. Cain took Abel to a field and attacked him and _____ him.
5. God punished Cain and said “ You will become a restless _____ on the earth”.

shepherd killed wanderer Abel farmer jealous

Cain and Abel's offering

Draw and colour Cain and Abel's offerings to the Lord.

Cain's offering	Abel's offering

Respond: Tell your teacher

1. Abel gave the fat parts of his offering, which were the best parts. That's why God was pleased with Abel's offering. Did Cain give the best part of his offering? _____
2. What about you, do you give your best to God? _____
3. Cain was not sorry for his sin. Why is it important that we feel bad about our sin? _____

Application:

When we have done wrong, we must come to God and ask for forgiveness and repent from our sin.

Prayer: Dear God, I'm sorry for all the bad things I've done. Help me to obey you always. In Jesus' name, Amen.

Genesis Volume 1

Lesson 5: NOAH BUILDS THE ARK

Theme:

God uses faithful people.

Lesson Aim:

Always be faithful to God, even when others laugh at us.

Bible Passage:

Genesis 6 & 7



Learn

Key Lesson:

Noah had faith in God, so God chose him to do the big job of building the Ark to save God's creation.

Memory Verse:

"He alone protects and saves me; he is my defender, and I shall never be defeated."

Psalm 62:2

Discover: Answer True or False.

1. Noah was a righteous man. (True / False)
2. God was happy with the world. (True / False)
3. Noah built a house. (True / False)
4. God was going to bring a great flood. (True / False)
5. People were laughing at Noah. (True / False)

Colour

Noah had enough food for his family.



Respond: Tell your teacher and your friends

Noah was faithful to God. What can I do this week to show my faithfulness to God?

This week, I will _____.
(example: be kind to the boy/ girl that no one likes in my class)

Unscramble: Because Noah was faithful and built the Ark, he was able to save God's _____. (rciteaon)

Application: Tell your teacher and your friends

When we are faithful and obedient to God, He is happy and will use us in His plans like he used Noah to save creation.

Prayer: Dear God, Thank you for being faithful to me always, teach me to be faithful, too. In Jesus' name, Amen.

Genesis Volume 1

Lesson 6: THE GREAT FLOOD

Theme:

Trusting in Jesus.

Lesson Aim:

Trust in Jesus and you will be saved.

Bible Passage:

Genesis 7:16 - 9:17



Learn

Key Lesson:

The story of Noah is a picture of Jesus. Jesus is like the Ark that saves us if we trust in Him.

Memory Verse:


“For there is one God, and there is one who brings God and human beings together, the man Christ Jesus, who gave himself to redeem the whole human race. That was the proof at the right time that God wants everyone to be saved.”

1 Tim 2:5-6

Discover: Answer True or False.

1. It rained for 40 days and 40 nights. (True / False)
2. Part of the world was covered with flood waters. (True / False)
3. When the rain stopped Noah released all the animals. (True / False)
4. The first bird Noah sent out was a dove. (True / False)
5. A rainbow was a sign of God's promise not to destroy the world by flood again. (True / False)

Finding dry ground: *Help the dove find an olive branch.*



Respond: Draw a life boat that saves you from drowning in the sea.

Jesus is like the _____ in the story.

Prayer: Dear God, thank you for taking care of me. Thank you for Jesus who is like the Ark that saves me. In Jesus' name, Amen.

Genesis Volume 1

Lesson 7: THE TOWER OF BABEL

Theme:

Humility

Lesson Aim:

Refusing to obey God is pride. Being proud does not please God.

Bible Passage:

Genesis 11:1 - 9



Learn

Key Lesson:

God wants us to follow His plans. He wanted the people to spread out and fill the earth. But the people disobeyed, and built a tower to show how great they were. They were proud and thought they didn't need to listen to God, so God punished them by confusing their language.

Memory Verse:

"Pride leads to destruction, and arrogance to downfall."

Proverbs 16: 18

Discover: *Can you add the missing letters?*

1. At first, the whole world had only ___ne language.
2. The people wanted to build for a ___o___r that reached to the h___ve__s.
3. God came down and confused their language, so that they could not ___n__e__st___d each other.
4. The people had to ___t__p building the city and they were s___tt___d all over the world.

The Tower of Babel: *Draw your own tower. How high will you make it?*



Respond:

1. Why was God angry with the people?

2. What are your plans? Write down three things that you want to do very much.

3. Tell God about these three plans.

Prayer: Dear God, help me to be humble and obedient to you, and to follow your plans. In Jesus' name, Amen.

Genesis Volume 1

Lesson 8: ABRAM AND GOD'S CALL

Theme:

God takes care of those who trust Him.

Lesson Aim:

Trust God in new and difficult things.

Bible Passage:

Genesis 12:1 - 20



Learn

Key Lessons:

1. God has called Abram to be the father and leader of the Israelites. God has called Abram to leave his home and go to a new place.
2. Abram has faith in God and trusts Him, even though he knows leaving home will be difficult.

Memory Verse:

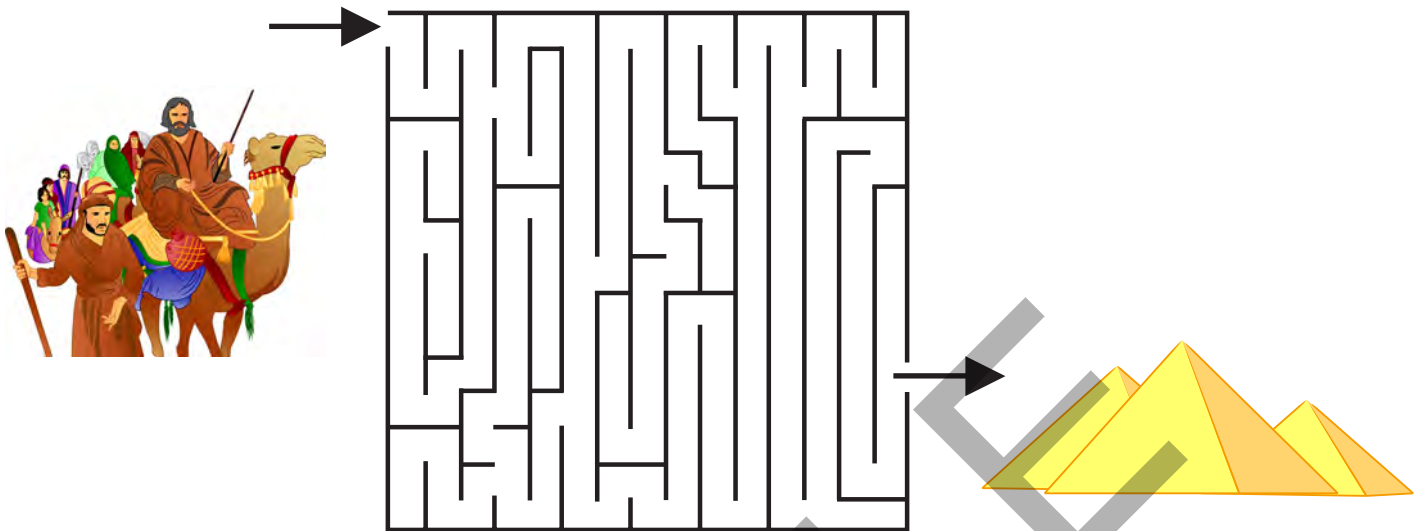
“So I run straight toward the goal in order to win the prize, which is God’s call through Christ Jesus to the life above.”

Phil 3:14

Discover: *Unscramble the letters to fill in the blanks.*

1. God called Abram to (eeval) _____ his home.
2. As Abram travelled, he had to live in (ettns) _____.
3. God made a (rpmosei) _____ with Abram, that he will lead a great nation.
4. Sarai, Abram’s wife, was very (taeuiflbu) _____.
5. In Egypt, Abram (diel) _____ about Sarai. He said she was his (ssiert) _____.
6. God made Pharaoh very (kisc) _____.

Abram travels to Egypt: *Abram went to Egypt to escape the famine. Help him find his way there.*



Respond: Which is trusting and obeying God?
Tick (✓) the right ones.

1. Tell a lie like Abram when you are afraid. ()
2. Tell the truth even if you are scared. ()
3. Listen to your mum and dad. ()
4. There's no need to feel afraid when you trust God. ()

Application: Think and write

I find _____ difficult to do, but I will trust God because He is faithful and will take care of me.

Prayer: Dear God, help me to trust and obey you, even when I am afraid. In Jesus' name, Amen.

Genesis Volume 1

Lesson 9 : ABRAM AND LOT

Theme:

Be peacemakers.

Lesson Aim:

Put others before yourself, because God will take care of you.

Bible Passage:

Genesis 13: 1 to 14: 24



Learn

Key Lesson:

Abram lets Lot choose first. He lets Lot take the better land. Lot chooses the healthier land for himself, but ends up living in Sodom, a city of sin.

Memory Verse:


“And he went on to say to them all, ‘Watch out and guard yourselves from every kind of greed; because your true life is not made up of the things you own, no matter how rich you may be.’”

Luke 12:15

Discover: *True or False*

1. Abram and Lot's herdsman were fighting. (True / False)
2. There was enough food and land for both Abram and Lot's animals. (True / False)
3. Abram suggested to Lot that they have to separate. (True / False)
4. Lot picked the hill country. (True / False)
5. Abram chose the land near Sodom. (True / False)
6. Lot eventually settled in Sodom, where there were many wicked people. (True / False)

Putting others first: Draw five things you have which you will share with your friends.



Respond:

The next time you fight over something with a friend, or with your brother or sister, what will you say? Think about it now and write it here.

“Let’s not quarrel. If you _____ ,
then I will _____ .”

Remember!

We don’t need to fight over things, but we can find a peaceful solution.

Prayer: Dear God, help me not to fight with my friends but to be a peace-maker like Abram. In Jesus’ name, Amen.

Genesis Volume 1

Lesson 10 : A PROMISE OF A SON

Theme:

Patience means trusting God.

Lesson Aim:

To wait for God to do things in His time.

Bible Passage:

Genesis 15 - 16



Learn

Key Lesson:

Abram is willing to wait for God to give him a son at the right time. But Sarai is impatient and decides to do things her own way. She lets her servant Hagar have a child with Abram, but the child, Ishmael, is not the promised son. Because of Sarai's impatience, there were tensions in Abram's household.

Memory Verse:

"For there is nothing that God cannot do."


Luke 1:37

Discover: *True or False*

1. God promised Abram that he will have many descendants. (True / False)
2. Abram did not believe God. (True / False)
3. Sarai could not have children. (True / False)
4. Sarai gave her Egyptian servant to Abram. (True / False)
5. Hagar did not become pregnant. (True / False)
6. Hagar ran away from Sarai. (True / False)

As many as the stars in the sky:

God promised Abram that his descendants will be as many as the stars in the sky. Get some star stickers and stick as many as you can in the picture to show God's promise to Abram.



Respond: Unscramble the letters to find the answers

1. Why did Sarai make her own plans rather than wait for God?
Because she was _____ . (*tpmeniat*)
2. What happened when Sarai couldn't wait and gave her servant Hagar to Abram? Both she and Hagar were _____ . (*yapphnu*)

Circle your answer:

Is it hard for you to trust God? Yes / No / Sometimes

Remember

We can trust God to keep His promises but we must be patient.

Prayer: Dear God, When is it hard for me to trust in you, help me to remember there is nothing you cannot do. In Jesus' name, Amen.

Genesis Volume 1

Lesson 11 : ABRAHAM AND GOD'S COVENANT

Theme:

God keeps His promises.

Lesson Aim:

Obeying God can be difficult but He wants us to trust Him.

Bible Passage:

Genesis 17



Learn

Key Lesson:

God's original promise is confirmed in a formal Covenant. Abram and Sarai are given new names, as Abraham and Sarah. As a sign of this covenant, Abraham had to circumcise all the males in his camp.

Memory Verse:


"Remember that the LORD your God is the only God and that he is faithful. He will keep his covenant and show his constant love to a thousand generations of those who love him and obey his commands."

Deut 7:9

Discover: *Look at your Bible and fill in the blanks.*

1. God gave Abram a new name, his name is _____.
2. God also gave Sarai a new name, her name is _____.
3. Abraham circumcised every _____ in his house.
4. Abraham will call his son _____.
5. Were Abraham and Sarah young or old? _____.
6. God's covenant will be established with which son? _____.

God sees the Big Picture: *God asks us to trust Him because He knows the Big Picture. We cannot see it but if we trust Him, everything will fall into place just like a jigsaw puzzle. Photocopy this page and make your own jigsaw by drawing a picture here. Colour it, cut it out, and exchange it with a friend.*



Respond:

Abraham was obedient by circumcising all the male adults in the camp. This was a difficult and dangerous thing to do because the men would not be able to protect the camp.

What are the difficult things in your life? Write them here:

Then tell God about these things. Ask Him to help you trust Him.

Prayer: Dear God, thank you that you know the big picture of my life. Help me to trust you even if things are difficult. In Jesus' name, Amen.

Genesis Volume 1

Lesson 12 : ABRAHAM PLEADS FOR SODOM

Theme:

God is our friend.

Lesson Aim:

God wants to have a personal relationship with us.

Bible Passage:

Genesis 18



Learn

Key Lesson:

The Lord spoke to Abraham like a friend, and told Abraham about His plans. The Lord allowed Abraham to bargain with Him to save Lot. This also shows how much God values human life.

Memory Verse:

“I have chosen him in order that he may command his sons and his descendants to obey me and to do what is right and just. If they do, I will do everything for him that I have promised.”

Gen 18:19

Discover: *True or False*

1. The Lord visited Abraham to give him a message. (True / False)
2. Sarah cried when she heard that she would have a son. (True / False)
3. The Lord told Abraham His plan to destroy Sodom. (True / False)
4. Abraham was worried for Lot, because Lot was still living in Sodom. (True / False)
5. Abraham pleaded with the Lord to save any good people in Sodom. (True / False)

The Lord talks to Abraham like a friend:

To help you remember the longer memory verse this week, write it out in the space below and decorate and colour it. Stick it up at home where you will see it often.

SAMPLE

Respond:

Why did God tell Abraham what he was planning to do with Sodom?

So that Abraham would _____ (aeht) his children God's ways.

God wants to have a relationship with us, He wants to be our friend.

Write your answer: I want my relationship with God to be like _____
_____ .

Prayer: Dear God, Thank you for being my friend. In Jesus' name, Amen.

Genesis Volume 1

Lesson 13 : WHAT REALLY HAPPENED AT SODOM AND GOMORRAH

Theme:

God's word needs to be taken very seriously.

Lesson Aim:

To listen and do what God tells us.

Bible Passage:

Genesis 19:1-29



Learn

Key Lesson:

God destroys Sodom but saves Lot. This shows that He punishes the wicked but saves the righteous. But Lot's wife did not listen to what God said, and she was punished for it.

Memory Verse:

"The LORD saves the righteous and protects them in times of trouble."


Psalm 37:39

Discover: *True or False*


1. Lot invited the angels to stay in his house. (True / False)
2. Sodom's city square is a safe place to sleep at. (True / False)
3. The angels helped Lot and his family to leave the city. (True / False)
4. The angels told Lot's family to run away and look back. (True / False)
5. All of Lot's family were saved. (True / False)

Run! Don't stop and don't look back!

The angels help Lot and his family escape. Guide them through the maze of Sodom city.



Find out what happened to Lot's wife and draw it here.



Respond:

I think Lot's wife looked back because _____

When your parents or teachers tell you not to do certain things, sometimes it is for our own good. Name three things you know you should not do.

1) _____ 2) _____ 3) _____

Prayer:

Dear God, help to listen to my parents and teachers because that is being obedient to you. In Jesus' name, Amen.

Genesis Volume 1

Lesson 14 : ABRAHAM'S TEST

Theme:

Put God first in your life.

Lesson Aim:

To put God first in everything we do.

Bible Passage:

Genesis 21:1 - 20 and
Genesis 22:1-19



Learn

Key Lesson:

Abraham's willingness to obey God and sacrifice Isaac was proof that he placed God above everything else in his life. In the same way, God's willingness to sacrifice Jesus to take away our sin is proof of His love for us.

Memory Verse:

"The Lord is my light and my salvation—whom shall I fear?
The Lord is the stronghold of my life—of whom shall I be afraid?"

Psalm 27:1

Discover: Choose the right word to fill in the blanks.

1. God wanted to see if Abraham still _____ God most.
2. God wanted Abraham to sacrifice _____.
3. Abraham was willing to sacrifice his only _____.
4. Isaac asked his father where the _____ for the sacrifice was.
5. Abraham answers that God will _____ a lamb.

Provide

Isaac

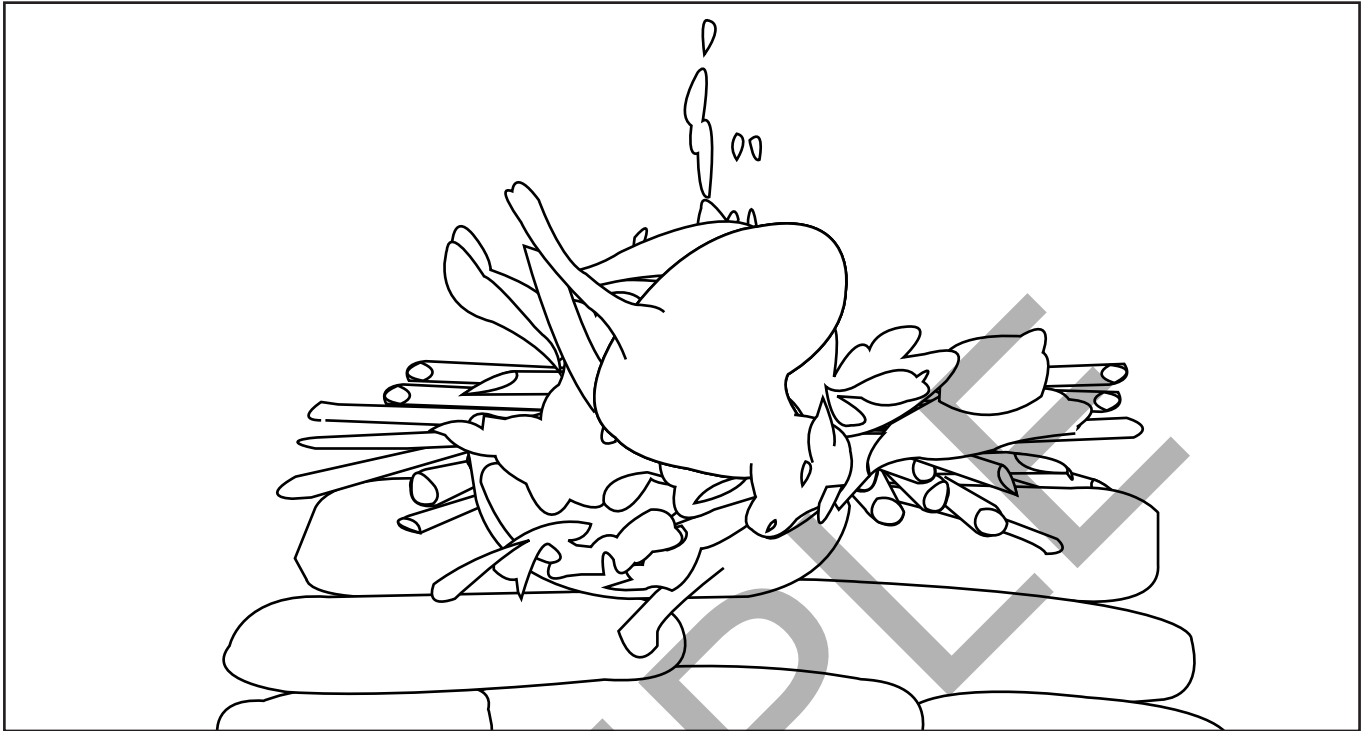
son

loved

lamb

The Lord will provide:

When Abraham put God first even before his own son Issac, God provided a lamb for the sacrifice to take Issac's place. Colour the lamb below.



Respond:

1. Who is like the lamb who was sacrificed to take our place?
_____ (U S S J E)
2. Jesus was God's only _____. (N S O)
3. Abraham used a stone altar for the sacrifice, but Jesus was sacrificed on a _____. (R S C O S)

Respond: Unscramble the letters

1. Circle one way you can show that you put God first in your life:
sharing with my friends / obeying my parents / not telling lies.
2. God gave up Jesus to save us from our sins. Will we put Jesus first in our lives? _____

Prayer:

Dear God, help me to put you first in my life, just like Abraham did. In Jesus' name, Amen.

Genesis Volume 2

Lesson 15: ISAAC AND REBEKAH

Theme:

Trusting God.

Lesson Aim:

To learn about trusting God in every situation.

Bible Passage:

Gen 23:1 - 25:28



Learn

Key Lessons:

1. Abraham and his servant both trust God to find the right woman to be Isaac's wife.
2. Rebekah also shows her trust in God by leaving her home and loved ones to marry a stranger in a distant land.


Memory Verse:

The Lord delights in those who fear him, who put their hope in his unfailing love. - Psalm 147:11

Discover: True or False?

1. Abraham wanted Isaac to marry someone from his home country. (True / False)
2. Rebekah did not give water to the chief servant and his camels. (True / False)
3. The servant did not ask God for a sign. (True / False)

The well: Help Abraham's chief servant find his way to Rebekah at the well.



Respond:

Game: Building trust

Get a partner. Stand one behind the other facing in the same direction. The one in front crosses his or her arms over their chest, with feet close together and firmly on the floor, and slowly leans backwards. The other must catch the falling person from behind. Switch and repeat the game.

Did your partner catch you? Can you trust your partner?

Application: God will never disappoint us. When we put our trust in Him, He is faithful and will never fail us.

Prayer: Dear God, teach me to trust you. Help me also be a person whom others can trust. In Jesus' name, Amen.

Genesis Volume 2

Lesson 16: JACOB AND ESAU

Theme:

Responsibility

Lesson Aim:

To be responsible for what God has given us, or has called us to do.

Bible Passage:

Gen 25:19 - 34 and
Gen 27:1-41



Learn

Key Lessons:

Esau was irresponsible. He did not care for his birthright, which carries the blessing and responsibility of the covenant promises and leadership of God's people. So God raises another leader - Jacob - to take his place.


Memory Verse:

It is foolish to enjoy doing wrong. Intelligent people take pleasure in wisdom.
- Prov 10:23

Discover: True or False?

1. Esau sold his birthright for food. (True / False)
2. Jacob stole Esau's blessing. (True / False)
3. Esau was not angry at Jacob for taking his blessing. (True / False)

Jacob tricks Isaac: Isaac told Esau to prepare something tasty for him to eat, but Jacob and his mother Rebekah deceived Isaac into giving Esau's blessing to Jacob instead. Colour the picture and paste felt or pieces of rough cloth to make Jacob feel like Esau.



Respond:

What responsibilities do you have at home?
Circle the ones that you have.

Taking care of my younger brother / sister

Keeping my toys after play time

Helping to set the table for dinner

Switching off the lights when I leave the room

Keeping my room tidy

Watering the plants Helping my dad wash the car

Prayer: Dear God, help me to be faithful to the responsibilities you have given me and to do them joyfully. Amen.

Genesis Volume 2

Lesson 17: JACOB'S JOURNEY

Theme:

God keeps his promises.

Lesson Aim:

To know that God remembers and keeps his promises.

Bible Passage:

Gen 27:42 - 29:12



Learn

Key Lesson:

Jacob is running away from Esau. God appears to Jacob for the first time and tells him the Covenant promise made to his forefathers. Jacob prays a prayer with conditions.

Memory Verse:


And he said to them, "I am telling you the truth: you will see heaven open and God's angels going up and coming down on the Son of Man."

John 1:51

Discover: Circle the correct answer

1. Jacob was (running from / happy with) Esau because Esau wanted to kill him.
2. Jacob (climbed up / dreamed of) a stairway to heaven.
3. Jacob made a vow to (worship / play with) God if God protected him.

Stairway of Angels: Draw more angels going up and down the stairs.



Respond:

God's covenant with Abraham is now passed on to Jacob. God shows himself to Jacob to remind him of the promises He made to Abraham.

Application:

What can you promise to do for your mum or dad this week? _____
_____. Make sure you keep it!

Prayer: Dear God, Thank you for keeping your promises and being faithful to us. In Jesus' Name, Amen.

Genesis Volume 2

Lesson 18: JACOB AND LABAN'S DAUGHTERS

Theme:

Don't cheat others.

Lesson Aim:

Learn to be honest with others.

Bible Passage:

Gen 29:13 - 30:43



Learn

Key Lesson:

Jacob who deceived his father Isaac earlier is now deceived by his uncle Laban into many years of work. Jacob learns not to complain despite the extra years of work.


Memory Verse:

He frustrates the plans of the crafty, so that their hands achieve no success. - Job 5: 12

Discover: True or False

1. Laban's daughters were Leah and Rebekah. (True / False)
2. Jacob loved Leah more than Rachel. (True / False)
3. Jacob worked only seven years for Rachel. (True / False)

Don't cheat! Use different colours but colour the same shapes with the same colour. Then use a ruler to draw two straight lines to divide the box into four parts. Each part must have six different shapes. Think carefully before drawing the lines! Don't cheat by drawing crooked lines!



Respond:

We must not cheat others for this does not please God.

What can I learn from Jacob? _____ .
He did not complain when Laban cheated him but worked hard instead. God protected Jacob and Jacob trusted God.

Prayer: Dear God, help me to be honest with others. And if others wrong me, help me to trust you. Amen.

Genesis Volume 2

Lesson 19: JACOB RETURNS TO CANAAN

Theme:

God protects us.

Lesson Aim:

To be thankful for God's protection and provision.

Bible Passage:

Genesis 31: 1 – 33: 19, and
Genesis 35



Learn

Key Lesson:

God protects Jacob from Laban and Esau. Jacob has learned to trust God and is now ready to be a leader. In Bethel, Jacob worships God unconditionally and God gives him a new name, Israel.

Memory Verse:

The LORD gives strength to his people and blesses them with peace. - Psalm 29:11

Discover: True or False

1. Laban was happy to send Jacob on his way. (True/False)
2. Jacob was not afraid of his brother Esau. (True/False)
3. Jacob was now called Israel. (True/False)
4. God appeared to Jacob and blessed him. (True/False)

Jacob thanks God: Jacob set up a pillar at the place where God blessed him. He did this to remember and thank God. Draw your own pillar here and write on it the things you want to thank God for. (e.g. family, friends, a house to live in...)



Respond:

During tough times, God protects and watches over us just as He did for Jacob. How can you show your thanks to God for protecting you? Tick one way and do it this week:

- Helping someone in my class who needs help.
- Think about how God protected you and tell a friend or parent.

Prayer: Dear God, thank you for your protection and blessing in tough times. Help me to remember and praise you. Amen.

Genesis Volume 2

Lesson 20: JOSEPH THE DREAMER

Theme:


God is sovereign.

Lesson Aim:

To know that God is in control of all situations.

Bible Passage:

Gen 37



Learn

Key Lesson:

Joseph's brothers are jealous of him. They sell him off as a slave. However, God has other plans and uses this situation to fulfil His purposes.

Memory Verse:


He protects those who are righteous; he allows them to rule like kings and lets them be honoured forever. - Job 36:7

Discover: True or False

1. Jacob loved Joseph the most among the brothers. (True / False)
2. Joseph could tell the meaning of dreams. (True / False)
3. Joseph's brothers loved hearing about his dreams. (True / False)
4. Joseph's brothers killed him. (True / False)

God watches over Joseph: Even though Joseph was sold to the traders, God was watching over him and protecting him. How do we know that God is in control? Try this with the picture below –

1. Get a partner. Your partner ties a blindfold over your eyes.
2. Get some colour pencils. Your partner gives you a colour pencil, holds your hand and guides you as you colour the picture.
3. Since you can't see anything because of the blindfold, allow your partner to choose different colours and guide your hand as you colour the picture.
4. Halfway, exchange roles with your partner – they wear the blindfold now and you guide them in finishing the colouring.



Respond:

When we say that God is sovereign, it means that He rules over or is in control over every situation in our life, even in bad times.

Prayer: Dear God, thank you for being in control of my life. Help me to trust you. In Jesus' name, Amen.

Genesis Volume 2

Lesson 21: JOSEPH AND POTIPHAR

Theme:


Work hard and avoid temptation.

Lesson Aim:

To learn that being faithful means working hard and avoiding sin.

Bible Passage:

Gen 39:1 - 20



Learn

Key Lessons:

1. Joseph works hard as a slave in Potiphar's house. God blesses Joseph in all that he does and his master recognises it.
2. When Potiphar's wife tempts Joseph, he does not sin by taking what is not his.

Memory Verse:

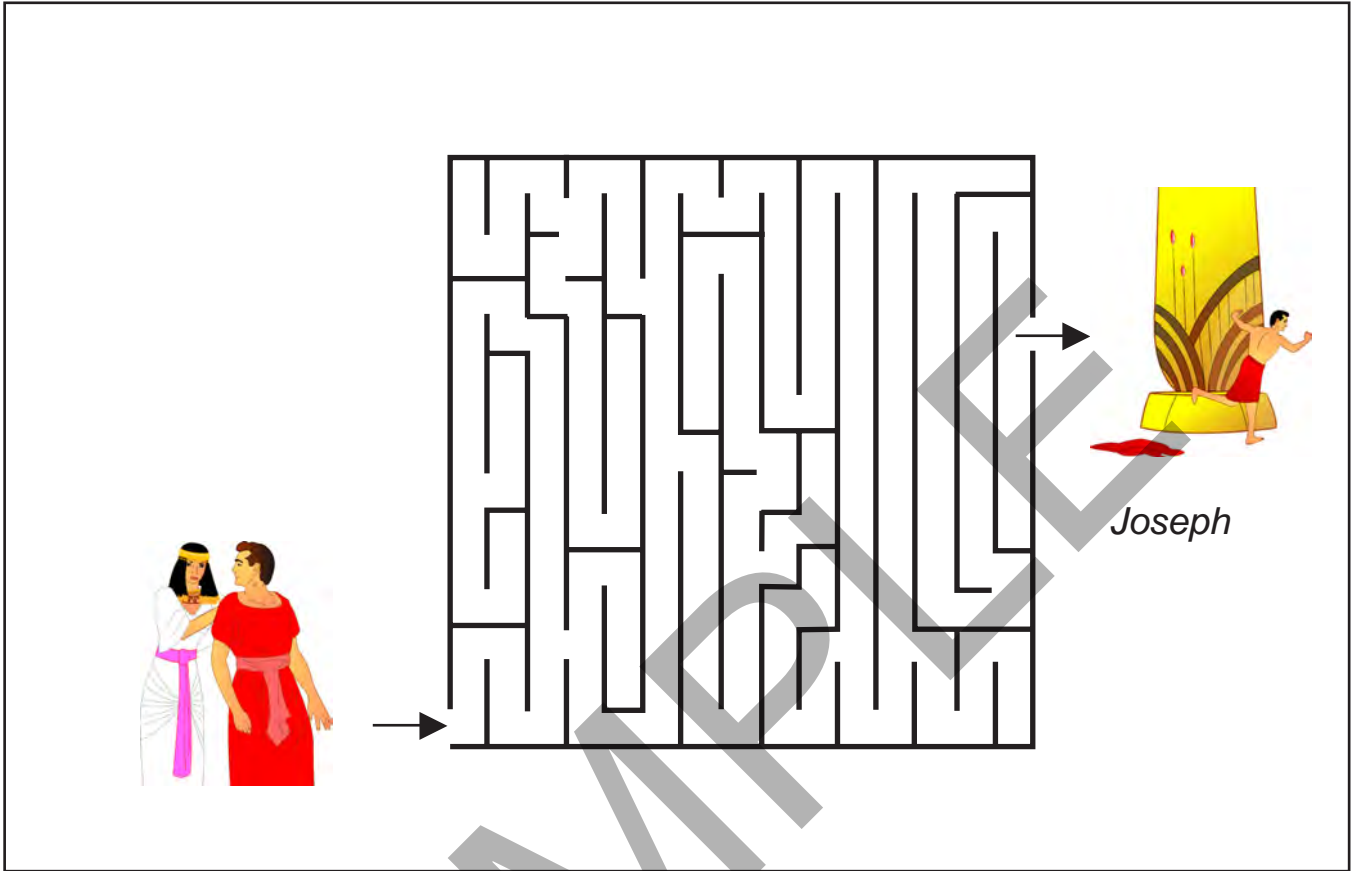
The righteous are guided and protected by the LORD, but the evil are on the way to their doom. - Psalm 1:6

Discover: Fill in the blanks with the correct letters

1. Joseph was sold to P _ _ t _ _ phar.
2. Joseph worked very h _ _ r d, and God gave him success.
3. Potiphar put Joseph in charge of his h _ _ u s _ _ hold.
4. Joseph was wrongly put in p _ _ _ s o n.

Joseph flees temptation:

Despite being a slave, Joseph continued to be faithful to God by working hard. He refused to sin by rejecting temptation from Potiphar's wife. Help Joseph get away from her.



Respond:

What can we learn from Joseph? Unscramble the letters.

1. _____ . (orwk ahdr)

2. Avoid _____ . (ins)

Prayer: Lord Jesus, help me not to be distracted by temptation and sin, but to work hard and give my best in everything I do. Amen.

Genesis Volume 2

Lesson 22: THE PRISONER AND THE MEANING OF DREAMS

Theme:

God shapes us during tough times.

Lesson Aim:

To learn that God prepares us through difficult situations.

Bible Passage:

Gen 39:21 - 40:23



Learn

Key Lessons:

1. Joseph doesn't complain in prison but works hard. He impresses the prison warden.
2. God uses this tough time in prison to prepare Joseph for the future.

Memory Verse:

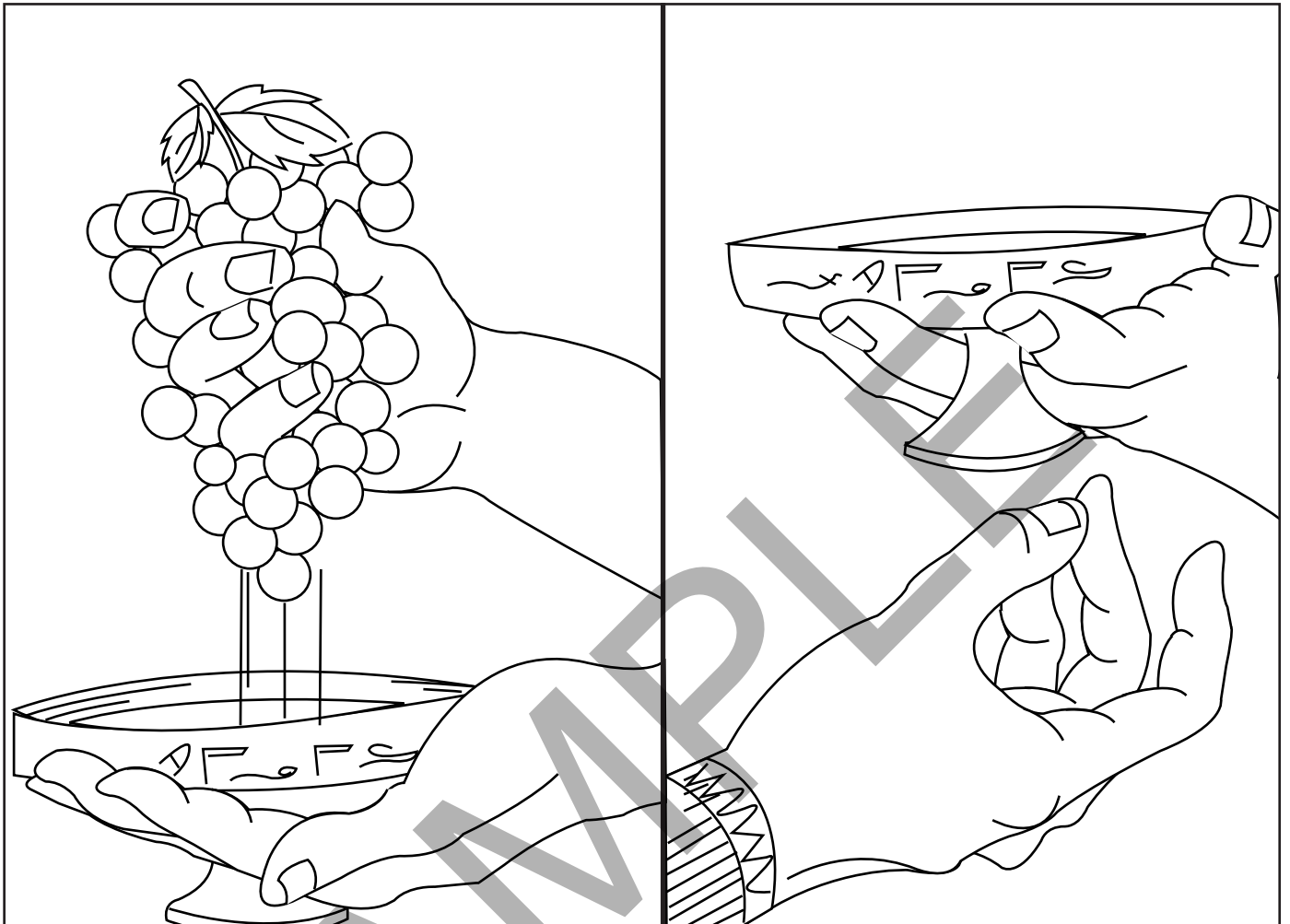
God will bless you for this, if you endure the pain of undeserved suffering because you are conscious of his will. - 1 Peter 2:19

Discover: True or False

- | | |
|---|----------------|
| 1. The prison warden put Joseph in charge. | (True / False) |
| 2. Joseph did not interpret dreams. | (True / False) |
| 3. Both of Pharaoh officials were executed. | (True / False) |
| 4. The cupbearer remembered to help Joseph. | (True / False) |

The cupbearer's dream:

The cupbearer was restored to his position, but he forgot to tell Pharaoh about Joseph. Joseph had to stay on in prison. Colour the cupbearer's dream.



Respond – tell your teacher:

Do you think Joseph will ever get out of prison? _____ .

Wait for next week's class to see what happens to Joseph!

Prayer: Dear God, help me to trust you no matter how hard things may get. In Jesus' name, Amen.

Genesis Volume 2

Lesson 23: THE DREAMER AND THE KING

Theme:

Joseph finds favor with Pharaoh.

Lesson Aim:

To know that favour and blessing come from God.

Bible Passage:

Gen 41:1 - 46



Learn

Key Lesson:

Joseph interprets Pharaoh's dreams and they come true. After 13 years of slavery and imprisonment, Joseph is now made Pharaoh's most senior minister.

Memory Verse:

The way to become wise is to honour the LORD; he gives sound judgment to all who obey his commands. He is to be praised forever. - Psalm 111:10

Discover: True or False

1. Pharaoh was troubled by his dreams. (True / False)
2. The seven fat cows meant seven years of famine. (True / False)
3. It was God who helped Joseph interpret dreams. (True / False)
4. Pharaoh said Joseph did not have the spirit of God. (True / False)

7 fat cows and 7 thin cows:

Draw and colour all the cows to represent the 7 years of rich harvest and 7 years of famine.



Respond – unscramble the letters:

1. Joseph's ability to interpret dreams came from _____. (D O G)
2. It was God who made _____ give favour to Joseph. (H A P A H O R)

Prayer: Dear God, all blessing and favour come from you. Thank you for blessing my life. Help me to give you glory like Joseph did. Amen.

Genesis Volume 2

Lesson 24: FROM PRISONER TO PRIME MINISTER

Theme:

Work to bless others.

Lesson Aim:

Learn how our hard work can bring blessing to others.

Bible Passage:

Gen 41:47 - 42:26



Learn

Key Lessons:

1. Joseph works hard to prepare Egypt for the famine. People from other countries, including his brothers, are blessed with enough food.
2. When Joseph meets his brothers, he does not reveal himself to them yet but gives them a test first.

Memory Verse:


Work and you will earn a living; if you sit around talking you will be poor. - Prov 14:23

Discover: True or False

1. Joseph worked hard and stored enough food for Egypt. (True/False)
2. People from other countries did not come to buy food. (True/False)
3. Joseph's brothers recognised him. (True/False)
4. Joseph imprisoned his brothers. (True/False)

Joseph meets his brothers:

Many people came to Egypt during the famine to buy food.
Help Joseph's brothers find their way to Egypt.



Respond:

What can you do at home or school this week to bless others?
(eg. help my mum with the housework, help my neighbour water their plants, help my teacher carry some books, etc.)

At home : _____

At school : _____

Prayer: Dear God, help me not to be lazy for my work can be a blessing to others. In Jesus' name, Amen.

Genesis Volume 2

Lesson 25: JACOB'S DILEMMA

Theme:

Be trustworthy.

Lesson Aim:

Learn to be someone others can trust.

Bible Passage:

Gen 42:27 - 44:13



Learn

Key Lessons:

1. Jacob does not trust Reuben to take care of Benjamin, but trusts Judah.
2. Joseph also does not trust his brothers, so he tests them about Benjamin.

Memory Verse:

Happy are those who remain faithful under trials, because when they succeed in passing such a test, they will receive as their reward the life which God has promised to those who love him. - James 1:12

Discover: Fill in the blanks with the correct letters

1. Joseph and Benjamin are b _ _ _ t h e r s from the same mother, Rachel.
2. Jacob did not allow Benjamin to go to _ _ g y _ _ t.
3. Jacob trusted J _ _ d _ _ h more than Reuben.
4. Joseph gave his brothers a big f _ _ a _ _ t.
5. Joseph hid his silver cup in B _ _ n j a m _ _ n ' s sack.

Can you be trusted? Play this 'trust' game!:

1. Get into pairs. One person is blindfolded.
2. The other person must lead the blindfolded partner from one end of the room to the other. The blindfolded partner must trust their partner to lead.
3. When you reach the end of the room, swap roles and go back to the other end of the room.

Did you make it back safely?

Think about it:

Jacob trusted Judah more than Reuben, because Reuben had done bad things and lost his father's trust.

Draw someone you trust. It could be a family member or a friend. Then thank God for this person.



Prayer: Lord Jesus, thank you for those who look after me. Help me to be someone others can trust and rely on. Amen.

Genesis Volume 2

Lesson 26: FAMILY CONFRONTATION AND RECONCILIATION

Theme:

Forgiveness

Lesson Aim:

To learn to forgive those who hurt us.

Bible Passage:

Gen 44:14 - 46:7



Learn

Key Lessons:

1. Joseph knows his brothers are sorry when they refuse to leave Benjamin.
2. Joseph knows God has used this situation to save his family from the famine and bring them all together in Egypt.

Memory Verse:

But if we confess our sins to God, he will keep his promise and do what is right: he will forgive us our sins and purify us from all our wrongdoing.
1 John 1:9

Discover: True or False

1. The brothers left Benjamin behind. (True/False)
2. Joseph did not forgive his brothers. (True/False)
3. Joseph asked them to bring his father to Egypt. (True/False)
4. Joseph saw that everything that had happened was God's plan to unite his family. (True/False)

Joseph forgives his brothers:

Joseph wanted to test and see if his brothers were going to abandon Benjamin to save themselves. But when they didn't, he knew that his brothers were sorry for selling him off as a slave a long time ago.

Colour the picture of Joseph forgiving his brothers.



Respond:

Jesus has also forgiven our sins. We only need to confess and show that we are really sorry. Ask Jesus to forgive your sins.

We must also forgive others who have hurt us. Is there someone who has hurt you? Write their name : I need to forgive _____

Pray: Lord Jesus, help me to forgive others, just as you have forgiven me. In Your name, Amen.

Genesis Volume 2

Lesson 27: GENESIS EPILOGUE

Theme:

God is personal and wants to be in our lives.

Lesson Aim:

Revising some main themes of Genesis.



Learn

Key Lessons:

1. God created our world and us.
2. Sin separates us from God.
3. God is personal; He spoke to Abraham, Isaac and Jacob
4. God makes a way to forgive our sins.

Complete the pictures – what's missing?

Draw the missing object or person in these pictures. Colour them.

Adam and Eve




Abraham sacrifices Isaac



Our God Is Personal: God talked to.....

Find the 3 hidden names of people whom God spoke with and colour the letters.



Respond – unscramble the letters:


1. Adam and Eve sinned by eating the _____ . (iturf)
2. Abraham was going to sacrifice Isaac but God provided a _____ . (mra)
3. God has provided _____ (sseuJ) as a sacrifice for my sins.

Pray: God, thank you for wanting to be involved in my life. You love me enough to provide a sacrifice to take away my sins. Thank you for your son Jesus and help me to obey Him. Amen.


SAMPLE

SAMPLE


The Visual Bible Explorer Series




Genesis - In the Beginning




Moses and the Exodus




Joshua and the Judges




Kings and Prophets



The Gospel Story



Epic of the Apostles Vol.1



Epic of the Apostles Vol.2



Visit us at www.pristine-world.com
For inquiries e-mail us at pristineworld@gmail.com