

Student Workbook for



***Ages 7-8***



Based on the Visual Bible Explorer Series

# Genesis

**Vol 1: From Creation to Abraham**

**Vol 2: Isaac, Jacob and Joseph**

SAMPLE

# **Student Activity Workbook**

**for Ages 7 - 8**

**Based on**

**The Visual Bible Explorer Series**

**Genesis**

**Vol 1: From Creation to Abraham**

**Vol 2: Isaac, Jacob and Joseph**

**Miriam Loh**

# Copyrights



First published in Malaysia in 2015 by Pristine World Sdn Bhd  
Copyright © 2023 Pristine World Sdn Bhd, Malaysia

All rights reserved. No part of this publication or multimedia may be reproduced, stored in a retrieval system or transmitted in any form or by any means, electronic, mechanical, photocopying, recording, scanning or otherwise, without the prior written permission of the copyright owner.

Scripture taken from the **HOLY BIBLE, NEW INTERNATIONAL VERSION®**.  
Copyright © 1973, 1978, 1984 by International Bible Society. Used by permission of Zondervan Publishing House. All rights reserved.

The “NIV” and “New International Version” trademarks are registered in the United States Patent and Trademark Office by International Bible Society. Use of either trademark requires the written permission of International Bible Society.

# Contents

Lesson 1	The Creation Story	4
Lesson 2	The Garden of Eden	6
Lesson 3	Adam and Eve	8
Lesson 4	Cain and Abel	10
Lesson 5	Noah Builds the Ark	12
Lesson 6	The Great Flood	14
Lesson 7	The Tower of Babel	16
Lesson 8	Abram and God's Call	18
Lesson 9	Abram and Lot	20
Lesson 10	A Promise of a Son	22
Lesson 11	Abraham and God's Covenant	24
Lesson 12	Abraham Pleads for Sodom	26
Lesson 13	What Really Happened At Sodom and Gomorrah	28
Lesson 14	Abraham's Test	30
Lesson 15	Isaac and Rebekah	32
Lesson 16	Jacob and Esau	34
Lesson 17	Jacob's Journey	36
Lesson 18	Jacob and Laban's Daughters	38
Lesson 19	Jacob returns to Canaan	40
Lesson 20	Joseph the Dreamer	42
Lesson 21	Joseph and Potiphar	44
Lesson 22	The Prisoner and the Meaning of Dreams	46
Lesson 23	The Dreamer and The King	48
Lesson 24	From Prisoner to Prime Minister	50
Lesson 25	Jacob's Dilemma	52
Lesson 26	Family Confrontation and Reconciliation	54
Lesson 27	Genesis Epilogue	56

# Genesis Volume 1

## Lesson 1: THE CREATION STORY

### **Theme:**


God made our universe.

### **Lesson Aim:**

To know God through His GOOD handiwork.

### **Bible Passage:**

Genesis 1:1 to 2:3



## Learn

### **Key Lessons:**

1. The Universe was made by one God.
2. God was very happy and satisfied with his work. He saw that it was good. It was perfect.

### **Memory Verse:**

“In the beginning God created the heavens and the earth.”

Genesis 1:1

## Explore


*Choose the best word.*

1. God created \_\_\_\_\_ in His image.
2. God looked at what He made and saw that it was very \_\_\_\_\_.
3. Can you think of a word that starts with “P” which means that you are very happy? P \_\_\_\_\_

**Discover:** Unscramble the underlined words, then match the words to the days.

1. God chose to make nothing on this day. He <u>rsteed</u> . _____	•	•	Second day
2. God separates the <u>tsawre</u> to make the sky. _____	•	•	Fifth day
3. <u>irbds</u> filled the sky and fish filled the water. _____	•	•	Seventh day

**Draw:** Choose a day in creation to draw and colour. Show your friends!



**Respond:**  
Think about the world God made. What can you say about Him?  
\_\_\_\_\_  
\_\_\_\_\_

**Prayer:** Dear God, thank you for a good and beautiful world. Help me to worship you and know you more through your handiwork. Amen.

# Genesis Volume 1

## Lesson 2: THE GARDEN OF EDEN

### **Theme:**

The first humans God made and talked to.

### **Lesson Aim:**

Being close to God means obeying His words.

### **Bible Passage:**

Genesis 2:4-25



## Learn

### **Key Lessons:**

1. God breathed life into us. He made us like Him and gave us the responsibility to care for His creation.
2. God shows His love by putting the man and woman in the garden. God is close to them and talks to them. He also makes a promise (also called a covenant) with them that they must keep so they can stay close to Him.

### **Memory Verse:**

“When I consider your heavens, the work of your fingers, the moon and stars which you have set in place, what is man that you are mindful of him, the son of man that you care for him?”

Psalm 8: 3-4

## Explore

1. What did God do to the man so that the man would have life?
2. What did God ask the man to do in the Garden?
3. What promise did God make with the man and woman?

**Search it!:** Use the clues to find the 4 words hidden in the flower.

M C B J C O  
 J S O U T D N K E P B Z  
 C U Q V G Z Z M R V E P P W X E V S  
 U X Z M I Z Y V Q W I Q E V L D C N  
 N X E U L C F F C F X E D G G X C I S Z  
 C G R P L L M I C U L V D A Y K X E N Y  
 C G N Q H V L O K U T T E E M O I R R N M G  
 N E U B B F F I Z J F H L T U T T B H C I D  
 F Z S B N E C M A H W P U E Y A L F E F  
 X B D L P F L O V I J Z N Q D  
 L Z L N I F X C G  
 O N O E K U M X O P O P P  
 V U G W A V L A T N L T V A M  
 C C D L U S E V I D C Q R V G E Y U P  
 Q M I F W W H H O A R Z O Z Z P D N B Y K  
 P R Q U T W I Z E X I U Z Q W V U U A J I  
 U I D F R E S P O N S I B I L I T Y U P N H Z  
 R J N U N T K L I P J N C M S A C L O T C  
 T K N N C N K C H J W A E G G E X Z B I W  
 C I P X B D Z O U G K O X F D P E K Y  
 H P Y S W M W S H B V Q Z S N X C  
 F X E H U F D J R U J P M  
 J S K J K S C N S  
 D F F  
 H G R

**Clues**

1. a duty / task given to us
2. to do what someone says
3. to spend time with someone
4. the tree of the ..... of good and evil.

**Answers**

\_ \_ s \_ \_ \_ b \_ \_ \_ t y  
 \_ b \_ \_ e n \_ e  
 f \_ \_ \_ w \_ \_ p  
 k \_ \_ \_ d \_ \_

**Respond:**

1 What can you do to take care of God's world?

---



---

2. Why do you think it is important to love and care for the earth?

---



---

**Prayer:** Dear God, thank you for wanting to spend time with us and wanting to be close to us. Help us to keep close to you by obeying your Word. Amen.

# Genesis Volume 1

## Lesson 3: ADAM AND EVE

### Theme:

Being close to God.

### Lesson Aim:

To choose to obey God so that we can enjoy His fellowship with us.

### Bible Passage:

Genesis 3:1 - 24



## Learn

### Key Lessons:

1. The Bible shows us that God is a spiritual being as well as a personal being. Although He is very powerful, He wants to fellowship with us as best friends do.
2. God allows us to choose. When we obey Him, we are given life. When we disobey Him, we are separated from Him.

### Memory Verse:

“ For the wages of sin is death but the gift of God is eternal life in Christ our Lord.” -

Romans 6: 23

**Activity 1:** Put numbers in the boxes to tell the story in the correct order.

- The man and woman hide because they are shy.
- The serpent tricks the woman.
- The man and woman hear God walking in the garden.
- God sends them out of the garden and puts a cherubim to guard the way to the tree of life.

- God says a punishment for the serpent, the man and the woman.
- The man and woman make clothes for themselves out of fig leaves.
- God makes clothes for the man and woman out of animal skin.
- The man and woman eat the forbidden fruit.

**Activity 2:** Rearrange the sentences, then draw the one who said it.

surely will You die. not

\_\_\_\_\_

\_\_\_\_\_

curse I putting am on you. a

\_\_\_\_\_

\_\_\_\_\_

serpent me ate . I The tricked and

\_\_\_\_\_

\_\_\_\_\_

**Respond:**

1 Some of the things God that God wants me to do are

\_\_\_\_\_

2. When you are given choices, what or who helps you make the right choice so you follow God's words?

\_\_\_\_\_

**Prayer:** Dear God, thank you for wanting to spend time with me. Help me to spend time with you and know how to obey you by \_\_\_\_\_. Thank you for Jesus' example in the Bible that helps me. Amen.

# Genesis Volume 1

## Lesson 4: CAIN AND ABEL

### Theme:

God knows everything.

### Lesson Aim:

To recognise when we have done something wrong and to do something about it.

### Bible Passage:

Genesis 4: 1-26



## Learn

### Key Lessons:

1. Cain was given a warning to obey God. But Cain didn't and killed his brother Abel.
2. God sees everything we do. Cain thought no one saw his actions but God saw what he did and punished him.

### Memory Verse:

“Be kind and compassionate to one another, forgiving each other, just as in Christ, God forgave you” -

Ephesians 4:32

## Activity 1: Fill in the blanks.

1. Abel is the \_\_\_ o u \_\_\_ \_\_\_ \_\_\_ brother of Cain. Abel was a sh \_\_\_ p \_\_\_ \_\_\_ d.
2. The Bible says Cain brought \_\_\_ \_\_\_ e of his fruits as an offering but Abel brought the best parts of his flock's f \_\_\_ s t b \_\_\_ \_\_\_.
3. God was \_\_\_ \_\_\_ e a \_\_\_ \_\_\_ d with Abel's offering.
4. Although Cain was sent away, God put a \_\_\_ \_\_\_ r \_\_\_ on him so no one would kill him. Cain went on to built a c \_\_\_ \_\_\_ \_\_\_.

**Activity 2:** *Although Cain was punished, God did not allow anyone to kill Cain. He went on to build a city. Can you imagine how Cain's city would have looked like? Draw people building the city.*



**Respond:**

1 From the story, does God give people chances or is He quick to punish them cruelly?

\_\_\_\_\_

\_\_\_\_\_

2. When I have done something wrong such as \_\_\_\_\_  
\_\_\_\_\_ I should \_\_\_\_\_ and

\_\_\_\_\_.

**Prayer:** Dear God, thank you so much for giving us a chance to say we're sorry. Please help me to know when I have done wrong and to ask you to forgive me. Amen.

# Genesis Volume 1

## Lesson 5: NOAH BUILDS THE ARK

### **Theme:**

God can use His faithful people to do His will.

### **Lesson Aim:**

To always be faithful to God even when most people are not.

### **Bible Passage:**

Genesis 6 & 7



## Learn

### **Key Lesson:**

Noah was chosen because he had faith and loved the Lord. He was chosen for the big job of building the Ark and helping save God's creation.

### **Memory Verse:**

"He alone is my rock and my salvation; he is my fortress, I will never be shaken"

Psalm 62:2

## **Activity 1:** Colour the sentences that are true in the story.

During Noah's days, all the people followed God very closely and loved Him.

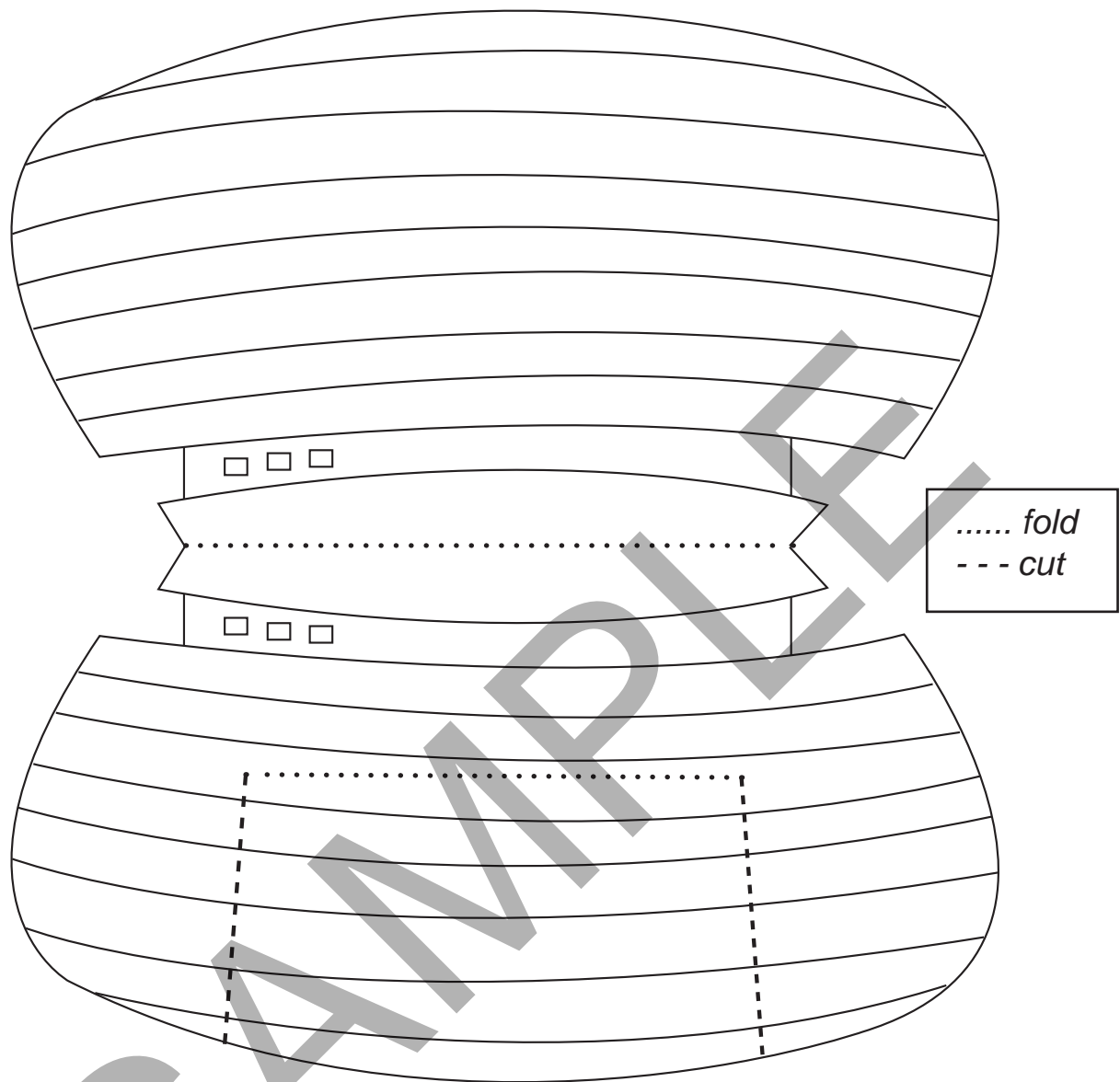
God was very sad because all the people on earth were very wicked (except for Noah).

Noah had to enough food for his family and for the animals.

It rained for twenty days and twenty nights.

Only Noah and those with him in the Ark lived.

**Activity 2:** Photocopy this page. Cut out the ark and draw the animals inside the ark (behind the flap). Write the memory verse on the ark.



**Respond:**

Being faithful to God means \_\_\_\_\_

\_\_\_\_\_

(example: being kind to the boy/girl that no one likes in class )

**Prayer:** Dear God, help me to keep on following you even when people around me are not. May I live to do your work the way Noah did in saving creation. Amen.

# Genesis Volume 1

## Lesson 6: THE GREAT FLOOD

### **Theme:**

Faithfulness leads to salvation.

### **Lesson Aim:**

To know Jesus through Noah's story.

### **Bible Passage:**

Genesis 7: 16 - 9:17



## Learn

### **Key Lessons:**

1. When we sin, God judges us but when we are faithful, He takes away our sin. God asks us to do His tasks and will reward those who follow.
2. The story of Noah and the Ark is a picture of Jesus. Jesus is like the Ark that saves those who are faithful to Him. (1 Peter 3:20)

### **Memory Verse:**

“For there is one God and one mediator between God and men, the man Christ Jesus, who gave himself as a ransom for all men - the testimony given in its proper time.”

1 Timothy 2:5-6

## **Activity 1:** Fill the blanks with the correct letters.

1. The waters \_\_\_ l \_\_\_\_\_ d the earth for one hundred and fifty days.
2. The \_\_\_ v \_\_\_ n was the first bird Noah sent out of the Ark.
3. When Noah came out, he built an \_\_\_ t \_\_\_ to the Lord to burn offerings.
4. God put a \_\_\_ n \_\_\_ in the clouds as a sign of the covenant He made with Noah and all living creatures.

**Activity 2:** Photocopy this page, then write out the memory verse on the rainbow. Colour and decorate it. Cut it out and stick it up in your room to help you remember the verse!



**Respond:**

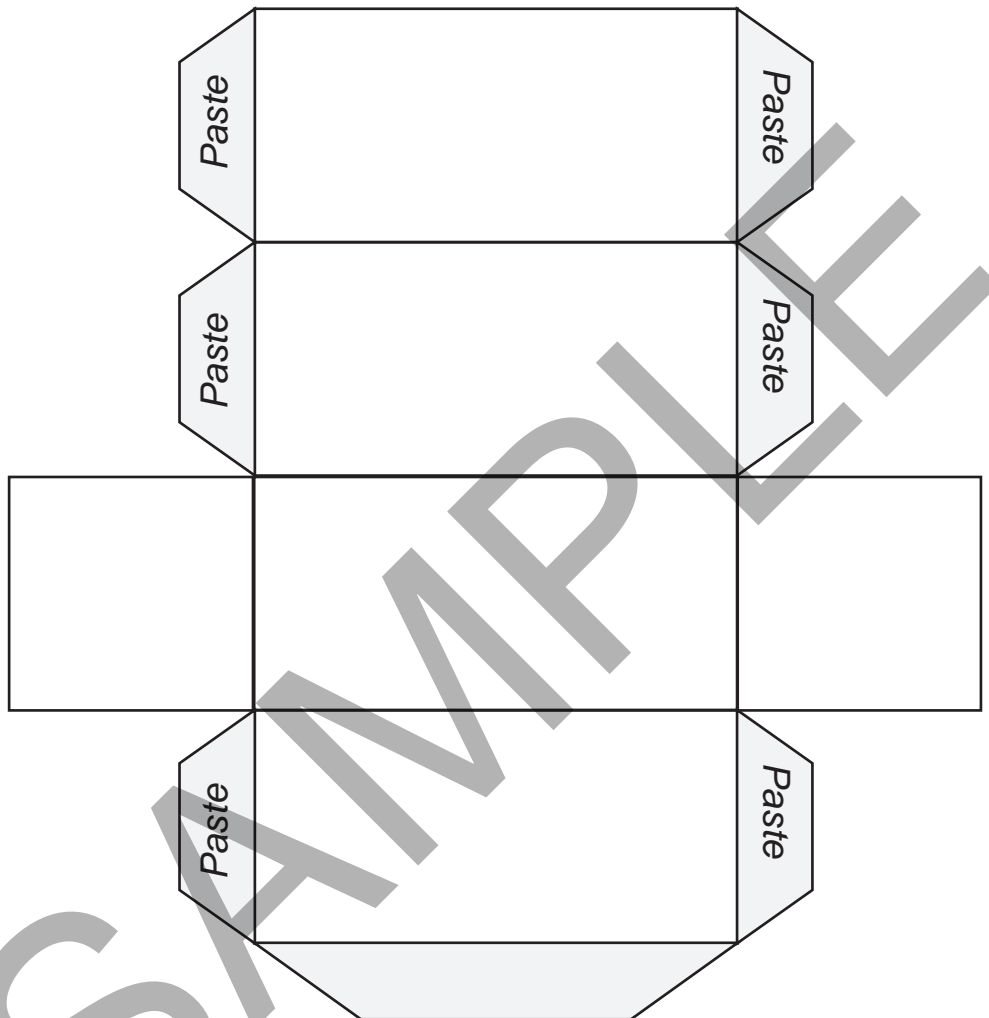
1. Jesus is like \_\_\_\_\_ in the story.
2. Jesus is \_\_\_\_\_ to me.

**Prayer:** Dear God, thank you for Jesus who is like Noah and the Ark that saves people. Help me walk close to you and follow you in everything that I do. Amen.



## **Activity 2:** *Prayer Brick.*

1. Photocopy this page and cut the shape out.
2. Draw six things that are really important to you. It can be something you love doing, or the person you want to be when you grow up. It could also be someone you like to spend time with, a favourite sport, or a favourite toy.
3. Make the brick and share the pictures with your friends. Every time you look at this brick, tell God about these important things and let Him be a part of it all.



### **Respond:**

Think about yourself as a son or daughter, a brother or a sister, a friend and a student. What do you think God's plans are for you?

God's plans for me are \_\_\_\_\_

\_\_\_\_\_

**Prayer:** Dear God, I want you to be part of all the things I do. Thank you for wanting the best for us, like sending your only son Jesus. Help me never to be proud and think I can do it all by myself. Amen.

# Genesis Volume 1

## Lesson 8: ABRAM AND GOD'S CALL

### **Theme:**

God takes care of His people.

### **Lesson Aim:**

Trusting God in new things.

### **Bible Passage:**

Genesis 12:1-20



## Learn

### **Key Lessons:**


1. God's covenant of blessing is passed on to Abram. Abram is the father and leader of the chosen people who will bless the world.
2. Although Abram is a rich man living comfortably, he follows God by leaving his home for the Promised Land where he knows life will be hard.
3. Although Abram should not have lied about his wife, God still protected him in Egypt. Abram learns a lesson - it is better to tell the truth and trust God than to tell a lie.

### **Memory Verse:**

I press on toward the goal to win the prize for which God has called me heavenward in Christ Jesus.

Philippians 3:14

## **Activity 1:** Draw in the missing pictures and fill in the blanks to tell the story.



God asked Abram to leave his \_\_\_\_\_.



They headed for \_\_\_\_\_ a \_\_\_\_\_.




When a famine came, they left for \_\_\_\_\_ g \_\_\_\_\_.



Abram said to Sarai "Say you are my s \_\_\_\_\_ e \_\_\_\_\_."



The Egyptians saw that Sarai was  
b \_ \_ \_ t \_ \_ \_ l.



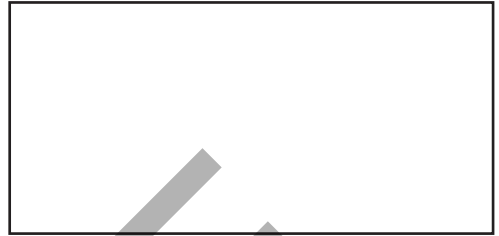
Pharaoh wanted her as a wife.



Pharaoh was angry with Abram because  
Abram l \_ \_ \_ d to him.



They took her to Ph \_ \_ \_ \_ \_ .



God made Pharaoh s \_ \_ \_ k and  
told him to let Abram go.

**Respond:**

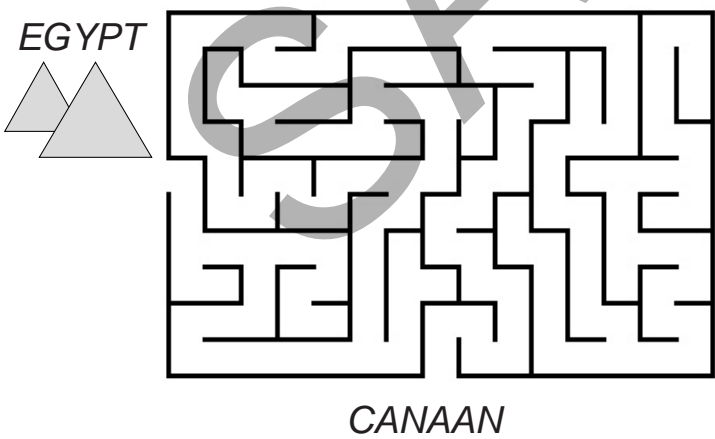
1. Life is like a maze. Sometimes you feel stuck. Do you look at the things that block your way or do you look to God?

\_\_\_\_\_

2. I feel stuck when \_\_\_\_\_

God can \_\_\_\_\_

**Activity 2:** Help Abram find his way out of Egypt and back towards Canaan.



**Prayer:** Dear God, thank you for caring for us like you cared for Abram. Help me to trust you in everything, especially in the difficult times when I feel stuck because I know I cannot do it on my own. Amen.

# Genesis Volume 1

## Lesson 9 : ABRAM AND LOT

**Theme:**

God provides.

**Lesson Aim:**

To learn about tithing.

**Bible Passage:**

Genesis 13:1 to 14:24.



### Learn

**Key Lessons:**

1. Abram is polite and allows Lot to choose the land he wants. Lot chooses the healthier land but ends up living in Sodom, a city of sin.
2. Although Abram has less people than his enemies, he does not fear them because God is on his side. Abram wins and rescues Lot and the hostages.
3. The King of Sodom gives Abram treasures but Abram does not take anything. Abram has learnt his lesson from Egypt and he does not need help from wicked kings. God is his provider and greatest friend.
4. Abram returns to the hill country where he honours God by giving a title to King Melchizedek. Lot returns to Sodom.

**Memory Verse:**

Then he said to them, Watch out! Be on your guard against all kinds of greed; life does not consist in an abundance of possessions.

Luke 12:15

**Activity 1:** Draw the characters, name them and then match them to the bubbles.

If you go to the left, I will go to the right.

I will bring my people and herds to the plains of Jordan.  
(I will live in Sodom)

I will accept nothing so that you will never say  
'I made Abram rich'.

Blessed be Abram by God Most High.


## **Activity 2:** *Tithing*

Melchizedek prayed to God to bless Abram and thanked God for the victory. Then Abram gave Melchizedek “a tenth of all the goods that he brought back”. This is called “tithing”. God provided for Abram and Abram showed thankfulness by giving back part of his riches to God. Talk about tithing with your friends and teacher.

Tithing is \_\_\_\_\_.

Make a tithing chart for this month to help you remember to tithe. Decorate your chart and stick it up in your room.

	Done
1st Sunday	
2nd Sunday	
3rd Sunday	
4th Sunday	
*5th Sunday	

### **Respond:**

Trusting God to take care of us is like \_\_\_\_\_  
\_\_\_\_\_

**Prayer:** Dear God our Provider, thank you for all that I have. Help me to not be greedy and trust that you will provide what I need. Amen.

# Genesis Volume 1

## Lesson 10 : A PROMISE OF A SON

### **Theme:**

God works in His own time.

### **Lesson Aim:**

To learn patience. The big picture of God's plan sometimes takes time.

### **Bible Passage:**

Genesis 15 & 16



## Learn

### **Key Lesson:**

While Abram is willing to wait for God to fulfill His promise, Sarai is impatient and does things her own way. Ishmael is not the promised son. God has His own way of keeping His promise in His own time.

### **Memory Verse:**

For no word from God will ever fail.


Luke 1:37

### **Activity 1:** Fill in the missing letters to discover the words.

1. God promised Abram that he will have many d \_ \_ \_ c \_ \_ \_ \_ e \_ \_ t s just like stars.
2. Sarai gave her \_ \_ \_ r v \_ \_ \_ t Hagar to Abram so they could have children through her.
3. An \_ \_ \_ g \_ \_ l appeared before Hagar and told her to g \_ \_ b \_ \_ \_ k to Sarai.
4. \_ \_ s h \_ \_ \_ \_ \_ is Abram's first son, but he is not the promised son.

**Activity 2:** *Make your own puzzle.*

Sometimes the bigger picture is hard to see until everything falls into place, just like a puzzle. Photocopy this page and make your own jigsaw puzzle by drawing a picture. Cut it out, colour it and get your friend to do the jigsaw puzzle.



**Respond:**

Think about the different ways Abram and Sarai acted in the story. Write down what they each did.

Abram \_\_\_\_\_

Sarai \_\_\_\_\_

**Prayer:** Dear God, teach me to be patient when \_\_\_\_\_  
\_\_\_\_\_ and to trust that you  
know best. Amen.

# Genesis Volume 1

## Lesson 11 : ABRAHAM AND GOD'S COVENANT

### **Theme:**

God makes His promise into an everlasting agreement (covenant) with His people.

### **Lesson Aim:**

To live according to God's covenant with us. To keep this covenant with God, we have to do our part. This can mean doing things differently from other people.

### **Bible Passage:**

Genesis 17



## Learn

### **Key Lesson:**

God's first promise is made into a formal covenant. Abram and Sarai are given new names. As part of this covenant, Abram has to circumcise all the men in his household.

### **Memory Verse:**

Know therefore that the LORD your God is God; he is the faithful God, keeping his covenant of love to a thousand generations of those who love him and keep his commandments.

Deuteronomy 7:9

### **Activity 1:** Fill in the blanks.

1. God gives Abram a new name. He would be called A \_\_\_\_\_.
2. Abraham is told to \_\_\_\_\_ r \_\_\_\_\_ u \_\_\_\_\_ c \_\_\_\_\_ all the males in his household.
3. Abraham and Sarah are told to name their son \_\_\_\_\_ c.

## **Activity 2:** Decode what God said to Abram.

Fill in the spaces with the letter AFTER the alphabet printed.

Example: G O D S A I D  
F N C R Z H C

X N T V H K K A D S G D E Z S G D Q N E L Z M X

M Z S H N M R M N K N M F D Q V H K K X N T A D

B Z K K D C Z A Q Z L X N T Q M Z L D V H K K A D

Z A Q Z G Z L

A B C D E F G H I J K L M N O P Q R S T U V W X Y Z

(A comes after Z)

### **Respond:**

Changes Abram and his family made were about \_\_\_\_\_  
\_\_\_\_\_. (Key words: obey and trust)

God's promise has been passed on to us through His son, Jesus. To be part of that promise, we have to do things differently from others, such as loving your enemies, sharing things with our friends, reading the Bible, talking to God about everything, and obeying our parents and teachers.

Some changes I want to make in my life are \_\_\_\_\_  
\_\_\_\_\_

**Prayer:** Dear God, thank you Abraham's example of obedience. Help me to be a good follower of you. Amen.

# Genesis Volume 1

## Lesson 12 : ABRAHAM PLEADS FOR SODOM

### **Theme:**

Talking to God is necessary. God wants us to talk to Him.

### **Lesson Aim:**

To make talking to God a comfortable act like talking to a best friend.

### **Bible Passage:**

Genesis 18



## Learn

### **Key Lessons:**

1. The Lord spoke to Abraham like a friend, and told Abraham about His plans. The Lord allowed Abraham to bargain with Him to save Lot.
2. The story shows how precious human life is to God. God goes to see the sinfulness of Sodom before punishing them. He tells Abraham about this so that Abraham will teach his children to do right (follow the Way of the Lord).

### **Memory Verse:**

For I have chosen him, so that he will direct his children and his household after him to keep the way of the LORD by doing what is right and just, so that the LORD will bring about for Abraham what he has promised him. - Genesis 18: 19

## **Activity 1:** Colour the true sentences.

Three special people came to see Abraham to give him a message.

When she first heard that she would have a son, Sarah believed it.

The Lord did not tell Abraham his plans to punish Sodom.

The Lord told Abraham his plans so that Abraham would know how to teach his children what is right.

Lot still lived in Sodom and so Abraham was worried for Lot.

The Lord would not destroy Sodom if He could find ten good people.

**Activity 2:** To help you remember the longer memory verse this week, write it out in the space below and decorate it any way you like. Stick it up at home where you will see it often.



**Respond:**

God told Abraham His plans and allowed Abraham to ask God to change His mind. What can you say about God's relationship with Abraham? What can you say about your relationship with God?

God and Abraham \_\_\_\_\_

I want my relationship with God to be like \_\_\_\_\_

\_\_\_\_\_

**Prayer:** Dear God, help me grow in my relationship with you, just as I grow bigger. Guide me in Your way that I may help others do what is right. Amen.

# Genesis Volume 1

## Lesson 13 : WHAT REALLY HAPPENED AT SODOM AND GOMORRAH

### Theme:

God's word needs to be taken very seriously.

### Lesson Aim:

To listen and do what God tells us.

### Bible Passage:

Genesis 19:1-29



## Learn

### Key Lessons:

1. The Sodomites' actions show how sinful they are. Although Sodom is going to be destroyed, Lot is not sure about leaving.
2. The destruction of Sodom and rescue of Lot show how God saves good people and punishes the wicked.
3. The end of Lot's wife shows how foolish it is to ignore God's word.

### Memory Verse:

The salvation of the righteous comes from the LORD; he is their stronghold in time of trouble.

Psalms 37: 39

## Activity 1: True or False? Circle.

- |   |              |
|---|--------------|
| 1. Lot met the angels and invited them to his house.      | True / False |
| 2. Sodom's city square is a safe place to sleep at night. | True / False |
| 3. The people of Sodom bring gifts for the angels.        | True / False |
| 4. The angels told Lot to run away.                       | True / False |
| 5. Lot found it easy to leave his home.                   | True / False |

## **Activity 2:** *What happened?*

*Find out what happened to Lot's wife and draw it.*



Finish the sentence.

I think Lot's wife looked back because \_\_\_\_\_  
\_\_\_\_\_.

### **Respond:**

1. When God asks us to do things, it is for our own good. Name some things you know He wants you to do.

\_\_\_\_\_

2. When God asks me to \_\_\_\_\_, I should \_\_\_\_\_

\_\_\_\_\_

### **Prayer:**

Dear God, I know You want the best for me. Please help me to fully trust you and be obedient. Amen.

# Genesis Volume 1

## Lesson 14 : ABRAHAM'S TEST

**Theme:**

Putting God first in life.

**Lesson Aim:**

To put God first in everything we do, even if it seems very extreme.

**Bible Passage:**

Genesis 21:1-20 and 22:1-19



**Memory Verse:**

The LORD is my light and my salvation, whom shall I fear? The LORD is the stronghold of my life of whom shall I be afraid? - Psalm 27:1

**Activity 1:** Guide Abraham and Isaac up a mountain by filling in the events in the right order. Start from the bottom and use the sentences in the box to help you.

4.


3.

2.

1.

- God tells Abraham to take Isaac to a mountain and sacrifice him.
  - The angel of God stops Abraham from hurting Isaac.
  - Abraham and Sarah celebrate when Isaac was weaned.
  - Isaac asks his father where is the lamb for sacrifice.

**Activity 2:** Draw or write the five most important things in your life. The middle should be what/who is at the centre of your life. Example: school, friends, family, sports...etc. Where do you put God?



**Respond:**

I should be like Abraham in the way I \_\_\_\_\_  
 \_\_\_\_\_

**Prayer:**

Dear God, sometimes I find it difficult to \_\_\_\_\_  
 \_\_\_\_\_ because \_\_\_\_\_  
 \_\_\_\_\_

Help me to be like Abraham in the way he put You first and was very obedient. Amen.

# Genesis Volume 2

## Lesson 15: ISAAC AND REBEKAH

### Theme:

We can't see the future but God has already prepared it for us.

### Lesson Aim:

Learn to let God lead the way.

### Bible Passage:

Genesis 23:1 - 25:28



## Learn

### Key Lessons:

1. Abraham and his servant trust God to find the right wife for Isaac.
2. Rebekah also trusts God as she is willing to leave her home and loved ones to marry a stranger from a far away place.


### Memory Verse:

The LORD delights in those who fear him, who put their hope in his unfailing love. - Psalm 147:11

## Activity 1: Fill in the blanks

1. Abraham knew Isaac should not marry a C a \_\_\_ a a \_\_\_ \_\_\_ e woman.
2. The chief servant stopped at a \_\_\_ e l \_\_\_ when it was time for the women to get water.
3. It was \_\_\_ e \_\_\_ e \_\_\_ h who offered to get water for the camels as well.
4. Rebekah gave birth to t \_\_\_ i \_\_\_ boys.
5. God said the two boys would become two \_\_\_ a \_\_\_ io \_\_\_ s.

**Activity 2:** What did Abraham's chief servant say when he met Rebekah? Draw them and use the speech bubbles to write what they said. (Gen 24: 17-18)



### Talk about it: Don't worry about the future!

1. How old will you be in ten years' time? \_\_\_\_\_
2. What do you think you will be doing in ten years' time? \_\_\_\_\_
3. Where would you like to live in ten years' time? \_\_\_\_\_
4. Sometimes, God leads the way through other people. However, we must know that they are from God. How did Abraham's servant know Rebekah was sent by God?

He \_\_\_\_\_

**Pray:** Dear God, thank you for taking care of my future. I know you will provide for me according to your will. Help me to trust you in all that I do. Amen.

# Genesis Volume 2

## Lesson 16: JACOB AND ESAU

**Theme:**

Responsibility

**Lesson Aim:**

To use what God has given us.

**Bible Passage:**

Genesis 25: 19-34 and  
27: 1-41



### Learn

**Key Lesson:**

Esau does not care about his birthright, which carries the blessing and responsibility of the covenant promises and leadership of God's people. So God chooses another leader to take Esau's place – his brother Jacob.

**Memory Verse:**



A fool finds pleasure in wicked schemes, but a person of understanding delights in wisdom. - Proverbs 10:23

**Word search:** Guess the missing letters and then find the words in the puzzle below.

1. What does a first born son like Esau have? b \_\_\_ th \_\_\_ g \_\_\_ t
2. Who is Rebekah's favourite son?  
\_\_\_ \_\_\_ o b
3. What was Jacob cooking when Esau asked for some? \_\_\_ t e \_\_\_
4. What did Isaac give Jacob thinking he was Esau? A \_\_\_ e s s \_\_\_ n g.

b	l	v	s	f	k	b	l	v	z
i	h	w	s	g	b	l	o	f	o
r	d	s	j	o	g	e	p	p	q
t	e	w	c	g	w	s	n	a	w
h	w	a	j	c	z	s	y	q	u
r	j	h	e	t	m	i	r	w	w
i	g	e	l	p	g	n	f	n	w
g	b	x	t	o	c	g	z	e	j
h	r	y	d	e	p	f	t	f	o
t	q	o	o	t	l	s	m	h	z

**Different talents:** Esau and Jacob were good at different things. Colour their pictures below and write what they are doing.

	
<p><b>Esau is</b> _____</p>	<p><b>Jacob is</b> _____</p>

**Quick quiz:**

1. Esau was the eldest, but did he care for his birthright? Yes / No
2. Do you think Esau was a responsible person? Yes / No

**Respond:** List down your talents or what you are good at (e.g. drawing, music). In the next column, list down your responsibilities or things that you are asked to do at home (e.g. take care of my little brother, help mum wash the dishes) or at school (e.g. clean the classroom, help my teacher).

My Talents	My responsibilities

**Pray:** Dear God, thank you for the talents and responsibilities you have given me. Help me to use my talents, and be responsible for what I'm asked to do, for your glory. Amen.

# Genesis Volume 2

## Lesson 17: JACOB'S JOURNEY

**Theme:**

God moulds (shapes) us to be better people.

**Lesson Aim:**

To see difficult things as part of God's moulding process.

**Bible Passage:**

Genesis 27:42 - 29:12



### Learn

**Key Lessons:**

1. As Jacob is running away from his brother Esau, God appears to Jacob for the first time and repeats the Covenant promise made to Jacob's forefathers.
2. God begins a process of preparing Jacob to be the leader of His people.

**Memory Verse:**


He then added, very truly I tell you, you will see heaven open, and the angels of God ascending and descending on the Son of Man. - John 1:51

**Match:** Finish the sentences by matching it to the correct word. There are three extra words you will not use.

1. Go at once to my brother Laban in \_\_\_\_\_
2. Jacob was running away from \_\_\_\_\_
3. Jacob stopped for the night and he put a \_\_\_\_\_ under his head to sleep.
4. \_\_\_\_\_ were going up and down the stairway.
5. When Jacob woke from his dream he said "How \_\_\_\_\_ is this place!"
6. In Haran he first met \_\_\_\_\_

<b>RACHEL</b>
<b>AWESOME</b>
<b>PRETTY</b>
<b>STONE</b>
<b>FROG</b>
<b>ANGELS</b>
<b>HARAN</b>
<b>ESAU</b>
<b>LABAN</b>

**Jacob's Dream:** What did Jacob see in his dream? Draw what he saw.



**THINK about it:**

How is Jesus like the picture in Jacob's dream? (The memory verse has a clue.)

Jesus is like the staircase that connects us to God.

**Respond:** Are there things you don't like doing? Tick the ones that might be about you:

Sleeping early

Keeping my toys after I play with them

Sharing my things with friends or my younger brother/sister

Waiting for my turn to speak

All these things can be God's way of teaching us patience, love, and care – this is how He moulds us!

**Try this together with your friends.**

Your teacher will give you some play dough or clay. Make shapes, animals, people or things.

Was it easy to make something from the play dough? Did it take a long time?  
Do you think God has an easy time shaping us?

**Pray:** Dear God, help me not to mind the difficult things I don't like doing because they are part of the way you shape me. Amen.

# Genesis Volume 2

## Lesson 18: JACOB AND LABAN'S DAUGHTERS

### **Theme:**

Don't cheat others.

### **Lesson Aim:**

To be honest with others.

### **Bible Passage:**

Genesis 29:13 - 30:43



## Learn

### **Key Lesson:**

Jacob who tricked his father Isaac earlier, is now tricked by his uncle Laban into many years of work. However, God protects and blesses Jacob through all of this.

### **Memory Verse:**

He thwarts the plans of the crafty, so that their hands achieve no success - Job 5:12

## Activity 1: Fill in the blanks

1. Jacob worked for Laban for f \_\_\_ r t e \_\_\_ years before finally marrying Rachel.
2. Laban \_\_\_ r \_\_\_ c \_\_\_ e d Jacob by giving him Leah because she was the older daughter.
3. Leah and Rachel were \_\_\_ e \_\_\_ l o \_\_\_ s of each other.
4. Laban tried to make Jacob stay and even tricked him into staying but God p \_\_\_ o t \_\_\_ c t \_\_\_ d Jacob and blessed him all the way.

## THINK about it:

Did Jacob complain about having to work another seven years for Rachel?

Yes / No

**Activity 2:** God blessed Jacob with many children through his wives Leah and Rachel. Unscramble the letters to get the correct names of Jacob's children. Then match them to Leah or Rachel.

eRbeun

\_\_\_\_\_

oesJph

\_\_\_\_\_

ievL

\_\_\_\_\_

oenmiS

\_\_\_\_\_

haudJ

\_\_\_\_\_

Leah

Rachel

### Respond:

1. A good point I have learned from Jacob is:

:: \_\_\_\_\_

2. One thing about Jacob and Laban that I should not follow is:

:: \_\_\_\_\_

**Pray:** Dear God, I see that cheating others can cause pain and hardship. Help me to be honest with other people. Amen.

## Genesis Volume 2

# Lesson 19: JACOB RETURNS TO CANAAN

### Theme:

Tough times make you stronger.

### Lesson Aim:

To know that God uses tough times to prepare us.

### Bible Passage:

Genesis 31:1 - 33:19 & 35



## Learn

### Key Lessons:

1. Jacob wants to return to Canaan but Laban is angry. Jacob is also worried about meeting his brother Esau again. God continues to protect Jacob from both Laban and Esau.
2. God meets Jacob personally and gives him a new name. God prepares Jacob to be the leader of His people and Jacob learns to trust God fully.


### Memory Verse:

The LORD gives strength to his people; the LORD blesses his people with peace - Psalm 29:11

## Activity 1: Fill in the blanks

1. Meeting \_\_\_ sa \_\_\_ again made Jacob really worried.
2. When Jacob was alone, a man w r \_\_\_ s t l \_\_\_ d with him.
3. I \_\_\_ r \_\_\_ l was Jacob's new name given by God.
4. This time, Jacob worships God without c \_\_\_ n d i t \_\_\_ n s.

**Activity 2:** Jacob experienced God twice. The first time was in a dream when he was running away from Canaan to go to Laban's house. Do you remember what he saw in that dream? Draw it here.



The second time was when he left Laban to go back to Canaan. Draw how Jacob met God in person.



**Respond:**

During tough times, God protects and watches over us just as He did with Jacob. How can you show your thanks to God for protecting you? Tick one way and do it this week:

- Helping someone in my class who needs help.
- Think about how God protected you and tell a friend or parent.

**Pray:** Dear God, thank you for being our Protector and Provider. Please bless and protect all those in need. Amen.

## Genesis Volume 2

# Lesson 20: JOSEPH THE DREAMER

### Theme:


Do not be jealous.

### Lesson Aim:

To avoid jealousy because it can lead to sin.

### Bible Passage:

Genesis 37



## Learn

### Key Lesson:

Joseph's brothers are jealous of him. They sell him off as a slave. However, God has other plans and uses this situation to fulfill His purposes later on.

### Memory Verse:

He does not take his eyes off the righteous, he enthrones them with kings and exalts them forever. - Job 36:7

**Know the story:** *Number the events in the right order.*

Jacob gives Joseph a beautiful robe.

Jacob cries when he sees Joseph's bloody robe.

The brothers kill a goat and smear its blood on Joseph's robe.

Joseph tells his brothers about their sheaves bowing down to him.

After throwing him into an empty well, Judah suggests selling him off.

**A beautiful robe!** What do you think Joseph's robe must have looked like?  
Make it as colourful as you can!



If you were one of Joseph's brothers, how would you feel when Joseph got the robe from your father?

I would feel \_\_\_\_\_.

**Respond – Discuss with your teacher:**

1. Joseph boasted about his dreams where everyone else had to bow to him. Do you find Joseph annoying because of this? Yes / No
2. Even if Joseph was annoying, was it right for the brothers to sell him off?  
\_\_\_\_\_

**Pray:** Dear God, I know that jealousy is bad because it makes me unkind to others. Help me to love even those I don't like. Guide me towards kindness and generosity. Amen.

## Genesis Volume 2

# Lesson 21: JOSEPH AND POTIPHAR

### Theme:

Run away from temptation.

### Lesson Aim:

To remain faithful when facing temptation and hard times.

### Bible Passage:

Genesis 39: 1-20



## Learn

### Key Lessons:

1. Although Joseph was in a difficult situation, he keeps his faith in God. God blesses Joseph in all that he does and his master Potiphar recognises it.
2. Potiphar's wife tempts Joseph but he does not want what is forbidden. He runs away from temptation.

### Memory Verse:

Surely your goodness and love will follow me all the days of my life, and I will dwell in the house of the LORD forever - Psalm 1:6

## Activity 1: Fill in the blanks

1. The Ishmaelites took Joseph to E \_ \_ \_ p t.
2. The Lord \_ \_ l \_ \_ ss \_ \_ d Joseph in everything he did.
3. \_ \_ o \_ \_ \_ p \_ \_ a r left his household in Joseph's care.
4. When Potiphar's wife tempted Joseph, he said, "How could I do such a w \_ \_ k \_ \_ d thing and sin against God?"

**Activity 2:** Being tempted means wanting to do something you know you are not supposed to. Draw something you are easily 'tempted' by. It may be eating biscuits before dinner, or it may be watching TV when you're supposed to be sleeping. Tell God about this and ask Him to help you be strong.



**Application:**

What did Joseph do when he was tempted by Potiphar's wife? Circle the right answer.

Stayed      Slept      Cried      Ran      Argued

**Respond:**

Temptation can be very strong. The best thing to do is to \_\_\_\_\_!

Read Luke 22: 40. One way to stay away from temptation is to \_\_\_\_\_.

**Pray:** Dear God, thank you for always being there for me, just like you were with Joseph. Help me to be faithful even in difficult times and give me the strength to run away from temptation. Amen.

## Genesis Volume 2

# Lesson 22: THE PRISONER AND THE MEANING OF DREAMS

### **Theme:**

Trusting God in tough times.

### **Lesson Aim:**

To know that God never leaves us.

### **Bible Passage:**

Genesis 39:21 - 40:23



## Learn

### **Key Lessons:**

1. Joseph works hard and impresses people around him instead of complaining how he had been unfairly punished.
2. Joseph continues to trust in God. God is watching over him and preparing him for an important task ahead.

### **Memory Verse:**

For it is commendable if someone bears up under the pain of unjust suffering because they are conscious of God.  
1 Peter 2:19

**Activity 1:** Match the sentences to the correct person by colouring the sentence and person with the same colour. Use different colours for each match.

1. I was sold off to traders by my brothers.

The Baker

2. I dreamt of vines and grapes growing.

Prison warden

3. I put Joseph in charge of the prisoners.

The Cupbearer

4. I dreamt of birds eating the things I baked.

Joseph

**Activity 2:** Pretend you are Joseph. Write a journal entry about your day in prison. How do you feel? What are you telling God? Who did you meet? Use the word bank below. You won't need all the words.

Dear Diary,

I'm still stuck in prison. I feel \_\_\_\_\_

and \_\_\_\_\_ but I know God is \_\_\_\_\_.

Today, I met \_\_\_\_\_ and \_\_\_\_\_.

I told them what their dreams meant. Hopefully, the cupbearer remembers to tell Pharaoh to \_\_\_\_\_.

\_\_\_\_\_ That's all for today.

Joseph

**WORD BANK**

- happy      angry      impatient      contented      get me out
- plan      preparing me      great      a cupbearer
- a baker      with me      send me home      throw a party

**Respond:**

Joseph has taught me to trust \_\_\_\_\_ when I have been unfairly blamed. He also works \_\_\_\_\_ and does his best even though he is in a bad situation.

Have you been unfairly blamed before? What did you do? Talk to your friends and teacher about this.

**Pray:** Dear God, in tough times, help me not to complain but to trust you, to work hard, and to always do my best for you. Amen.

# Genesis Volume 2

## Lesson 23: THE DREAMER AND THE KING

**Theme:**

Wisdom is from God.

**Lesson Aim:**

To know that God gives us wisdom.

**Bible Passage:**

Genesis 41: 1- 46



### Learn

**Key Lesson:**

It is God who helps Joseph interpret dreams correctly. After 13 years of slavery and being in prison, Joseph is freed and chosen to be Pharaoh's top minister.

**Memory Verse:**

The fear of the LORD is the beginning of wisdom; all who follow his precepts have good understanding. To him belongs eternal praise. - Psalm 111:10

**Activity 1:** Decode the the meaning of the Pharaoh's dream. To decode, fill in the blanks with the NEXT alphabet .

SGDSD    VHKK    AD    RDUDM    XDZQR    NE

There \_\_\_\_\_ years of

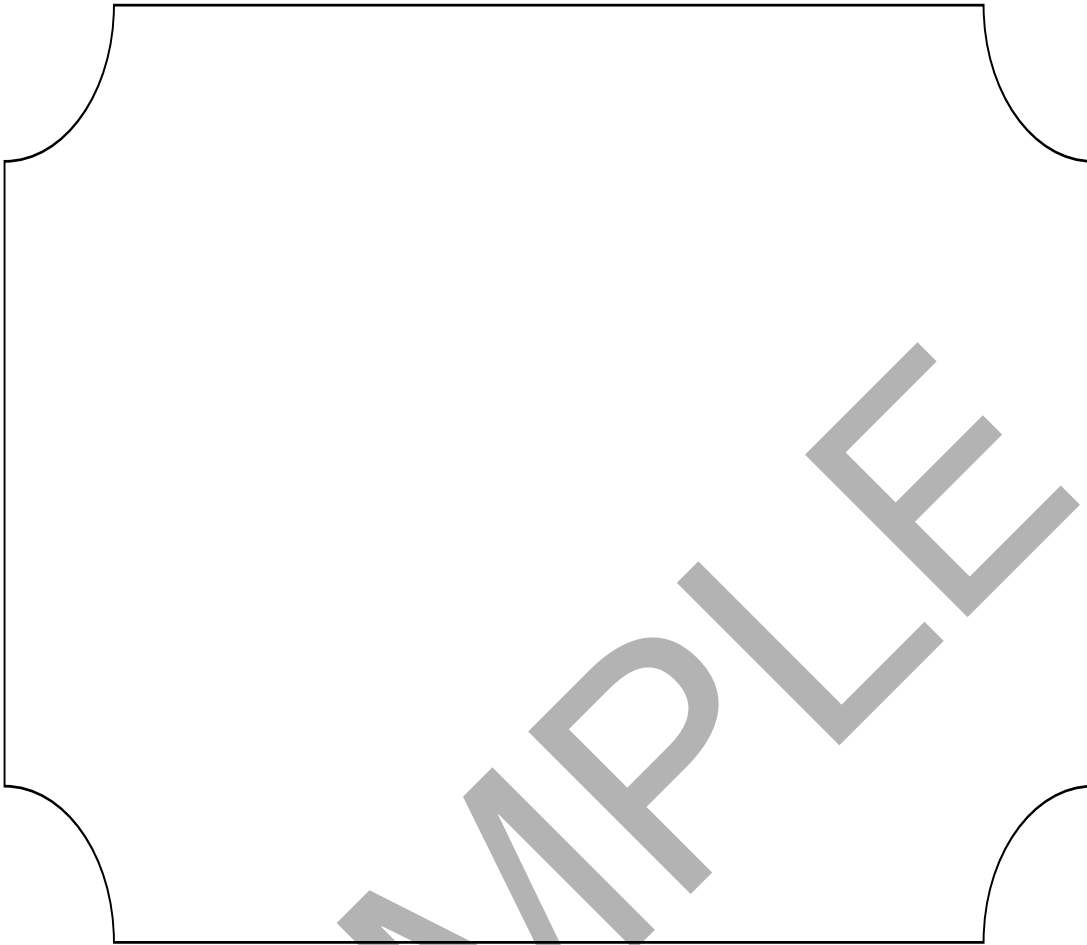
OKDMSX    ENKKNVDC    AX    RDUDM    XDZQR

plenty \_\_\_\_\_ by seven years

NE    EZLHMD  
of \_\_\_\_\_

A	B	C	D	E	F	G	H	I	J	K	L	M	N	O	P	Q	R	S	T	U	V	W	X	Y	Z
Example: Z = A																									

**Activity 2:** Draw what Joseph told Pharaoh to do to prepare for the famine – storing of enough grain to last the seven years of famine.



**Genesis 41: 38** - Pharaoh thought Joseph's advice was good and said: "Can we find anyone else like this man, one in whom is the spirit of \_\_\_\_\_ ?"

**Respond:**

God blessed Joseph with wisdom and because of this, Pharaoh was impressed with Joseph. What are two things you can learn from Joseph? Find them in the jumbled words below:

p a w t i e i s n d c o e m

**Pray:** Dear God, please give me your wisdom that I may serve you and bring you glory. Help me to be patient like Joseph, too, who trusted in you during his many years in prison until you released him. Amen.

# Genesis Volume 2

## Lesson 24: FROM PRISONER TO PRIME MINISTER

### **Theme:**


God works through us.

### **Lesson Aim:**

To learn that God can use our work to bless others.

### **Bible Passage:**

Genesis 41: 47 – 42:26



## Learn

### **Key Lessons:**

1. Joseph works hard to prepare Egypt for the famine. Because of that, Egypt has enough food.
2. When Joseph's brothers come to buy food, they do not show that they were sorry for what they did. Joseph decides not to tell them who he is yet and but gives them a test instead.


### **Memory Verse:**

All hard work brings a profit, but mere talk leads only to poverty.  
- Proverbs 14:23

## Activity 1: Fill in the blanks

1. People from outside of Egypt came to b \_\_\_ \_ food from Egypt.
2. Joseph did not t r u \_\_\_ t his brothers.
3. Joseph put his brothers in prison for t \_\_\_ r \_\_\_ \_ days.
4. S \_\_\_ m \_\_\_ \_ n was the one who was imprisoned when the others went back.

**Activity 2:** Use different colours but colour the same shapes with the same colour. Then draw two straight lines to divide the box into four parts. Each part must have **six different** shapes.



**Respond:**

Could you find where to draw the two lines by yourself?

Yes / No

Through your work to think about where to draw the lines, you were able to divide the shapes equally in the box.

Through Joseph's hard work, God provided enough food for people in Egypt and from other places, including Joseph's family.

**Pray:** Lord God, help me to work hard and do my best in everything so that you can use my work to bless and help others. Amen.

# Genesis Volume 2

## Lesson 25: JACOB'S DILEMMA

### Theme:

Changed hearts

### Lesson Aim:

To change our behaviour when we have done wrong in the past.

### Bible Passage:

Genesis 42: 27 - 44:13



## Learn

### Key Lessons:

1. Judah was the brother who decided to sell Joseph into slavery. Now, Judah takes responsibility for the brothers when they face Joseph.
2. Joseph shows love for Benjamin and his brothers but he is not ready to tell them who he really is.

### Memory Verse:

Blessed is the one who perseveres under trial because, having stood the test, that person will receive the crown of life that the Lord has promised to those who love him. - James 1:12

## Activity 1: Match

1. Earlier, it was Judah's idea

2. Judah took

3. The brothers could not go

4. Joseph cried when

5. Joseph's men found

to Egypt without Benjamin

responsibility for Benjamin's safety

the silver cup in Benjamin's sack

he saw Benjamin

to sell Joseph to slave traders

**Activity 2:** Use the clues to find the words.

R	B	E	N	J	A	M	I	N	M	P	E	R	X	F
W	G	O	D	F	E	A	R	I	N	G	N	A	D	D
B	N	T	J	C	G	X	U	Q	K	K	S	N	V	O
N	Q	B	Y	I	W	H	Z	G	J	W	J	S	V	Q
Q	S	W	D	B	I	P	C	Q	X	R	A	Z	Z	Y
M	D	J	N	S	I	L	V	E	R	C	U	P	T	E
R	R	M	Y	Q	D	X	F	H	R	E	U	B	E	N
F	E	F	K	W	S	J	U	D	A	H	U	Z	O	F
V	L	C	P	Z	Q	J	E	Q	U	K	F	U	K	H
A	C	F	O	G	F	L	O	Z	U	T	O	K	C	K

- Jacob does not trust this son R \_ \_ \_ b e n
- Joseph loves this brother very much B \_ \_ \_ j \_ m \_ n
- This brother promises to protect Benjamin's life \_ \_ u d \_ h
- Something of Joseph's that was found in Benjamin's sack s \_ \_ l v e \_ \_ c u \_ \_

**Respond:**

- Actions that make my parents upset or sad are \_\_\_\_\_  
\_\_\_\_\_.
- Actions that hurt my friends are \_\_\_\_\_  
\_\_\_\_\_.
- My actions that I need to change : \_\_\_\_\_  
\_\_\_\_\_.

**Pray:** Dear God, thank you for parents and friends. Help me to show them love and kindness. In Jesus' name, Amen.

## Genesis Volume 2

# Lesson 26: FAMILY CONFRONTATION AND RECONCILIATION

### **Theme:**

God's purpose is revealed and forgiveness is given.

### **Lesson Aim:**

To ask God for strength to forgive those who hurt you.

### **Bible Passage:**

Genesis 44: 14 – 46: 7



## Learn

### **Key Lessons:**

1. The brothers will not leave Benjamin even if it means giving up their freedom. Joseph sees that they have repented and tells them who he really is.
2. Joseph knows that God has used this situation to save his family from the famine and to bring them all together again.

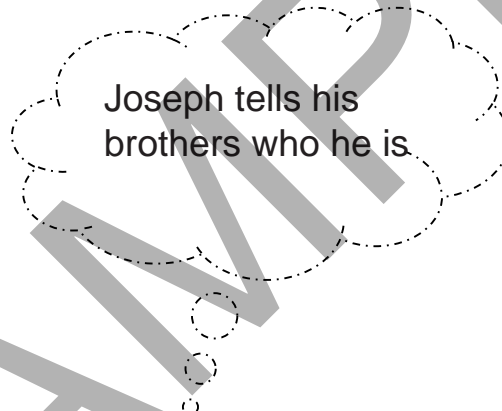
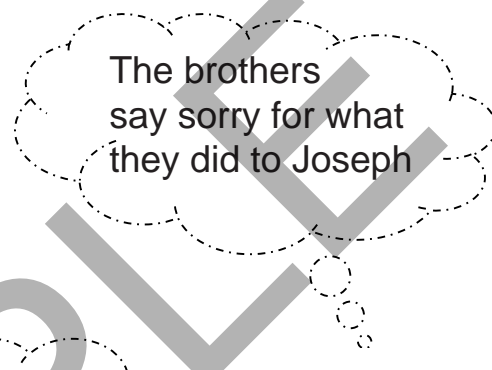
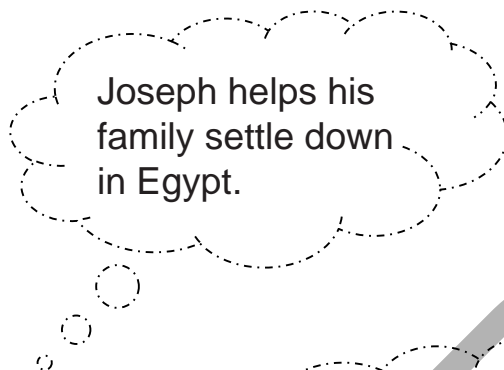
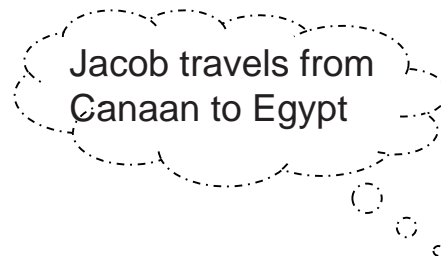
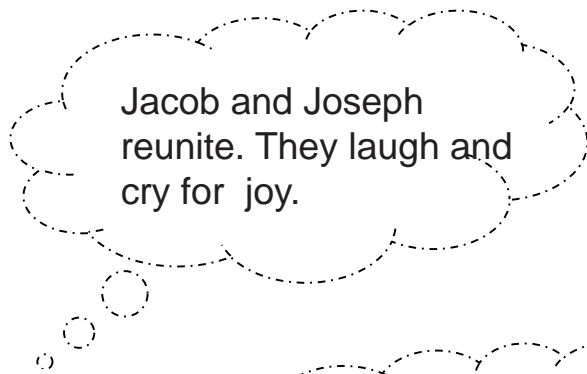
### **Memory Verse:**

If we confess our sins, he is faithful and just and will forgive us our sins and purify us from all unrighteousness - 1 John 1:9

## Activity 1: Fill in the blanks

1. The brothers would not leave \_\_\_ n j \_\_\_ m \_\_\_ n.
2. Joseph told his brothers that it was God who sent him ahead to s a \_\_\_ them.
3. Joseph asked his family to move to Egypt, to the region of \_\_\_ o \_\_\_ e \_\_\_.
4. On the way to Egypt, God repeats His promise to Jacob to make his family into a great n a \_\_\_ \_\_\_ n.

**Activity 2:** Number the speech clouds in the correct order of the story. Then, if there is time, plan a short skit and perform it for your teacher or other groups. Use the speech clouds to help you think of what to say.



**Respond:**

1. Joseph forgave his brothers. Jesus has \_\_\_\_\_ my sins.
2. Joseph could forgive his brothers because he saw God's \_\_\_\_\_ .
3. When someone has hurt or wronged me, I should \_\_\_\_\_ him / her.

**Pray:** Dear God, thank you for sending your son Jesus to take away my sins. Help me forgive others who have wronged me. Amen.

## Genesis Volume 2

# Lesson 27: LOOKING BACK ON GENESIS

### Theme:

God is personal. He loves us and wants to fellowship with us.

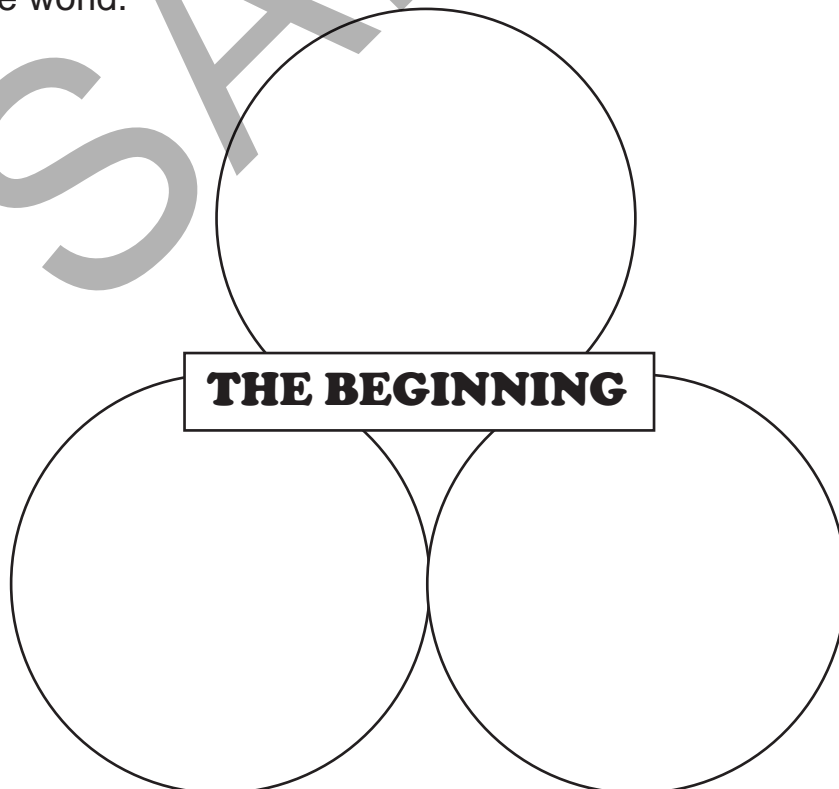
### Lesson Aim:

To revise the main themes in Genesis – creation, the covenant promises, and their fulfilment through Jesus.




**The Beginning:** *Draw the three main things that happened in the beginning. Use the sentences to help you.*

1. One God created the universe, our world and all life.
2. God created man.
3. God had fellowship with man in the Garden of Eden and gave man the job of caring for the world.



**Our God Is Personal:** God talked to.....

Find the 3 hidden names of people whom God spoke with and colour the letters.



**God sent Jesus**

Race to look up the verses and write them down. The first to find and write the verses wins!

**God promised Abraham that all people on the earth will be blessed through Abraham. So God sent Jesus, who was born a descendent of Abraham.**

John 3: 16 - \_\_\_\_\_

\_\_\_\_\_

**When Abraham was tested and asked to sacrifice his son Isaac, we can see how God sacrificed His only son, Jesus.**

Romans 8: 32 - \_\_\_\_\_


\_\_\_\_\_

**Pray:** Dear God, you are a personal God who created me and then saved me through Jesus' sacrifice. Help me to love you and to grow in you. In Jesus' name, Amen.


SAMPLE

SAMPLE


# The Visual Bible Explorer Series




Genesis - In the Beginning




Moses and the Exodus




Joshua and the Judges




Kings and Prophets



The Gospel Story



Epic of the Apostles Vol.1



Epic of the Apostles Vol.2



Visit us at [www.pristine-world.com](http://www.pristine-world.com)  
For inquiries e-mail us at  
[pristineworld@gmail.com](mailto:pristineworld@gmail.com)