

Student Workbook for



Ages 9-10



Based on the Visual Bible Explorer Series

Genesis

Vol 1: From Creation to Abraham

Vol 2: Isaac, Jacob and Joseph

SAMPLE

Student Activity Workbook

for Ages 9 - 10

Based on

The Visual Bible Explorer Series

Genesis

Vol 1: From Creation to Abraham

Vol 2: Isaac, Jacob and Joseph

Michelle Chan

Copyrights



First published in Malaysia in 2015 by Pristine World Sdn Bhd
Copyright © 2023 Pristine World Sdn Bhd, Malaysia

All rights reserved. No part of this publication or multimedia may be reproduced, stored in a retrieval system or transmitted in any form or by any means, electronic, mechanical, photocopying, recording, scanning or otherwise, without the prior written permission of the copyright owner.

Scripture taken from the **HOLY BIBLE, NEW INTERNATIONAL VERSION®**.
Copyright © 1973, 1978, 1984 by International Bible Society. Used by permission of Zondervan Publishing House. All rights reserved.

The “NIV” and “New International Version” trademarks are registered in the United States Patent and Trademark Office by International Bible Society. Use of either trademark requires the written permission of International Bible Society.

Contents

Lesson 1	The Creation Story	4
Lesson 2	The Garden of Eden	6
Lesson 3	Adam and Eve	8
Lesson 4	Cain and Abel	10
Lesson 5	Noah Builds the Ark	12
Lesson 6	The Great Flood	14
Lesson 7	The Tower of Babel	16
Lesson 8	Abram and God's Call	18
Lesson 9	Abram and Lot	20
Lesson 10	A Promise of a Son	22
Lesson 11	Abraham and God's Covenant	24
Lesson 12	Abraham Pleads for Sodom	26
Lesson 13	What Really Happened At Sodom and Gomorrah	28
Lesson 14	Abraham's Test	30
Lesson 15	Isaac and Rebekah	32
Lesson 16	Jacob and Esau	34
Lesson 17	Jacob's Journey	36
Lesson 18	Jacob and Laban's Daughters	38
Lesson 19	Jacob returns to Canaan	40
Lesson 20	Joseph the Dreamer	42
Lesson 21	Joseph and Potiphar	44
Lesson 22	The Prisoner and the Meaning of Dreams	46
Lesson 23	The Dreamer and The King	48
Lesson 24	From Prisoner to Prime Minister	50
Lesson 25	Jacob's Dilemma	52
Lesson 26	Family Confrontation and Reconciliation	54
Lesson 27	Genesis Epilogue	56

Genesis Volume 1

Lesson 1: THE STORY OF CREATION

Bible Truth:


Only the Creator God is worthy of our worship.

Objective:

God is perfect and righteous. He created the world perfect. Let us be mindful of His righteousness.

Bible Reference:

Gen 1:1 – 2:3



Learn

Key Lessons:

1. There is only one God who created the Universe.
2. When the Universe was created, it was judged by God to be good. God was satisfied and pleased with the world He created. It was perfect.

Memory Verse:

“In the beginning God created the heavens and the earth.”

Genesis 1:1

Creating is fun!

Anagrams. How many other words can you create from the one given?

Eg, Trees – see, rest, tree, set, tee, seer

- | | |
|----------|-----------------|
| 1. Gold | _____ , _____ , |
| 2. Live | _____ , _____ , |
| 3. Care | _____ , _____ , |
| 4. Times | _____ , _____ , |

Wordsearch: Look for these words in the puzzle. They can be read forward, backwards, upwards, downwards or diagonally across. Discuss their meaning with your teacher.

1. Heavens
2. Earth
3. Formless
4. Expanse
5. Image
6. Creatures
7. Breath
8. Create
9. Increase
10. Subdue

J	F	H	E	G	A	M	I	E	C
C	B	O	S	U	N	I	N	S	R
E	R	H	R	N	S	G	C	N	E
B	E	T	O	M	E	I	R	A	A
K	A	R	I	V	L	V	E	P	T
Q	T	A	E	N	E	E	A	X	E
D	H	E	U	D	B	U	S	E	U
C	R	E	A	T	U	R	E	S	H

Think about it: God created everything I can see, feel, smell and touch. He wants to be my King, so that I will be happy worshipping Him. What does it mean to worship God?

My answer: _____

Fill in the blanks below by changing the letters in *italics* to the letter before it in the alphabet. E.g., change *b* to *a*.

Application: One way we worship God is by *pcfzjoh nz qbsfout* = _____ . What can I do today to worship God?

Response:
I shall _____

Prayer: Dear God, thank you for creating me. Please teach me to worship and obey You. In Jesus' name, amen.

Genesis Volume 1

Lesson 2: THE GARDEN OF EDEN

Bible Truth:

God loves to fellowship with us. We have to keep close to Him and obey His words to us.

Objective:

God has given us the responsibility to care for the world.

Bible Reference:

Gen 2 : 4–25



Learn

Key Lessons:

1. Humankind is created with special abilities and responsibilities. God made humans in His own image, and gave them the job of caring for God's entire creation.
2. God loves men and women. God spoke to Adam and Eve, the first man and woman, and made a covenant with them. Adam and Eve can live in the Garden of Eden as long as they obeyed God.

Memory Verse:

When I consider your heavens, the work of your fingers, the moon and the stars which you have set in place, what is man that you are mindful of him, the son of man that you care for him?

Psalms 8 :3-4

Multiple Choice

1. Who named all of the animals?
A .God B. Adam C. Eve D. Eden
2. When did God rest from all His work?
A. The first day B. The second day
C. The sixth day D. The seventh day

3. God put Adam in the garden of Eden and told him to _____.
A. Throw a party B. Sell it C. Take care of it D. Dig a hole
4. God said, "It is not good for man to be alone. I will make a _____ suitable _____ for him."
A. pet B. toy C. helper D. mother
5. God caused Adam to fall into a deep sleep and made Eve from his _____.
A. head B. feet C. rib D. heart

Unscramble each word and write it on the line.

1. gkewondl (clue: facts or something known) _____
2. stirlons (clue: part of the body) _____
3. ragned (clue: ground where plants grow) _____
4. nowam (clue: female person) _____
5. tearceru (clue: living being) _____

Response:

What are the things that you could do to take care of God's world? Give one example.

Prayer: Dear God, please help me to take care of your world by _____ . In Jesus' name, Amen.

Genesis Volume 1

Lesson 3: ADAM AND EVE

Bible Truth:

God is a spiritual and personal Being. Although He is all-powerful, He fellowships with man on a personal level.

Objective:

We have fellowship with God when we obey Him.

Bible Reference:

Gen 3: 1-24

Key Lesson:

God gave us freedom of choice. We can choose to obey Him, and enjoy His fellowship. Or we can choose to disobey him but this leads to judgement and separation from Him.



Memory Verse:

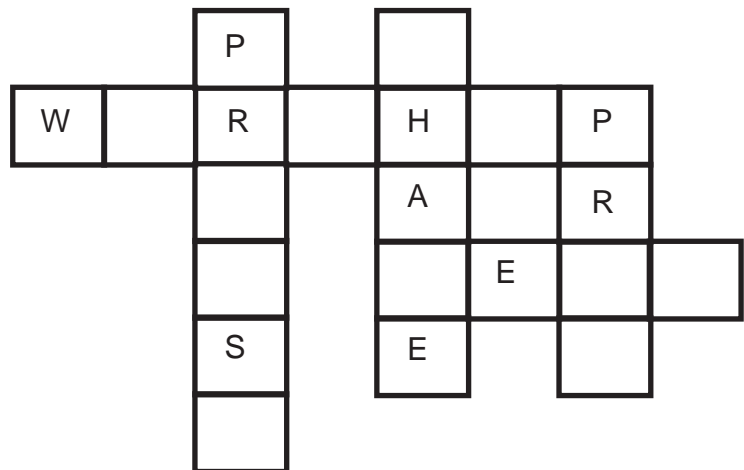
For the wages of sin is death, but the gift of God is life eternal in Jesus Christ our Lord.

Romans 6:23


Thoughts from the story: *How do we fellowship with God?*



Hint: We need to do these things everyday.



Solve the word puzzle with ways we can fellowship with God.



Draw pictures in boxes to show each pair of opposites.

Big

Small

Makes me happy

Makes me sad

Makes God happy

Makes God sad

Response:

I obey God by _____

Prayer: Dear God, please help me to obey and please You. Amen.

Genesis Volume 1

Lesson 4: CAIN AND ABEL

Bible Truth:

God gives people a chance to repent. When they don't, there are consequences.

Objective:

What is our attitude when we know we have sinned against God?

Bible Reference:

Gen 4:1 - 26



Learn

Key Lessons:

1. Cain was warned to obey God, but he refused to listen to God and this led him to commit sin and murder.
2. God is the judge who sees everything. He holds us accountable for all our actions. Cain thought no one saw his crime, but God saw it and punished him.

Memory Verse:

Be kind and compassionate to one another, forgiving each other, just as in Christ God forgave you.

Ephesians 4:32

Circle the correct answer.

1. Cain was _____ Abel. (taller than, jealous of, happy with)
2. Cain answered God, "Am I my brother's _____?" (toy, friend, keeper)
3. Cain was so angry that he _____ his brother Abel. (kissed, killed, scolded)
4. God showed favour for Abel's _____. (offering, pet, plant)
5. God put a _____ on Cain to protect him. (scarf, sign, hat)
6. Adam and Eve had a third son called (Noah, Moses, Seth)
7. Cain was a _____. He raised crops. (hunter, farmer, teacher)


Application:

How do I behave when I think nobody is looking at me ? God is watching all the time.

Response:

I please God by _____

Colour the picture below. Can you tell which person is Abel and which is Cain?



Prayer: God, help me to say sorry and come back to You when I have done things that are wrong. Amen.

Genesis Volume 1

Lesson 5: NOAH BUILDS THE ARK

Bible Truth:

God calls faithful people to do His will, which can bring deliverance or blessing to the people around them.

Objective:

Even when others around us sin against God, we must keep our faith and continue to obey God, like Noah.

Bible Reference:

Genesis 6 & 7



Learn

Key Lesson:

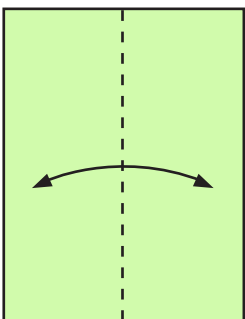
Noah's only qualification was that he had faith and loved the Lord. He was selected for the great task of building the Ark and helping to preserve God's creation.

Memory Verse:

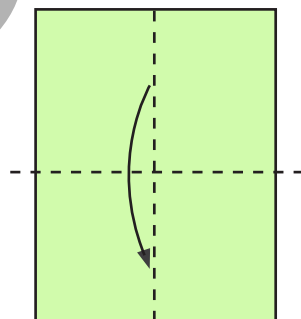
Truly he is my rock and my salvation; he is my fortress, I will never be shaken.

Psalm 62:2

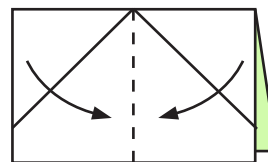
It took Noah many years to build the ark. How long will you take to make a boat from paper?



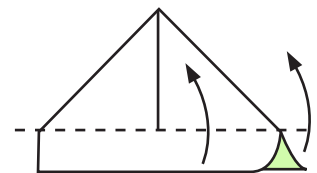
1. Start with a rectangular piece of paper, coloured side up. Fold in half, then open.



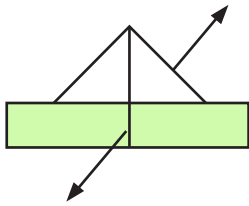
2. Fold in half downwards.



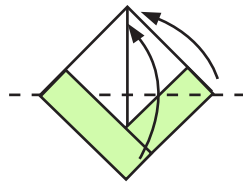
3. Bring corners in to centre line.



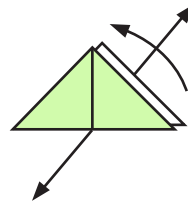
4. Fold uppermost layer upwards and do the same to the back. Crease well.



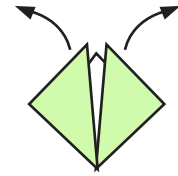
5. Pull the sides out and flatten.



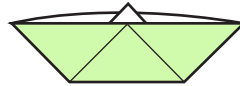
6. Fold front layer up to top, and do the same to the back.



7. Pull the sides outwards and flatten.



8. Gently pull the top parts of the model outwards, making a boat shape.



9. Flatten well to crease all folds. Then open out slightly, forming a boat shape. You have a finished boat!

Application:

Learn to be like Noah who trusted God even when others laughed at him. Challenge: When you face something hard, write your questions down and pray to God about them everyday. Trust Him and He will answer in His time.

Response:

Tick one answer. When you are afraid and lost, which way will you choose? Would you

- Do things your own way?
- Turn to Jesus for help?

Prayer: Dear Lord Jesus, help me not to follow others but to follow you like Noah did, even when others laugh at me. Thank you. In Jesus' name, Amen.

Genesis Volume 1

Lesson 6: THE GREAT FLOOD

Bible Truth:

Sin leads to judgment from God. We must ask for forgiveness and turn away from our sins.

Objective:

Having Jesus in our lives makes a difference. When we sin, we can ask Him for forgiveness.

Bible Reference:

Gen 7:16 - 9:17



Learn

Key Lesson:

Noah's story is a picture of how Jesus can save us. Jesus is like Noah and the Ark which saves those who are faithful and follow Him (1Peter 3:20).

Memory Verse:

For there is one God and one mediator between God and mankind, the man Christ Jesus, who gave himself as a ransom for all people.

1 Timothy 2: 5-6

Think: Fill in the blanks with the correct alphabets.

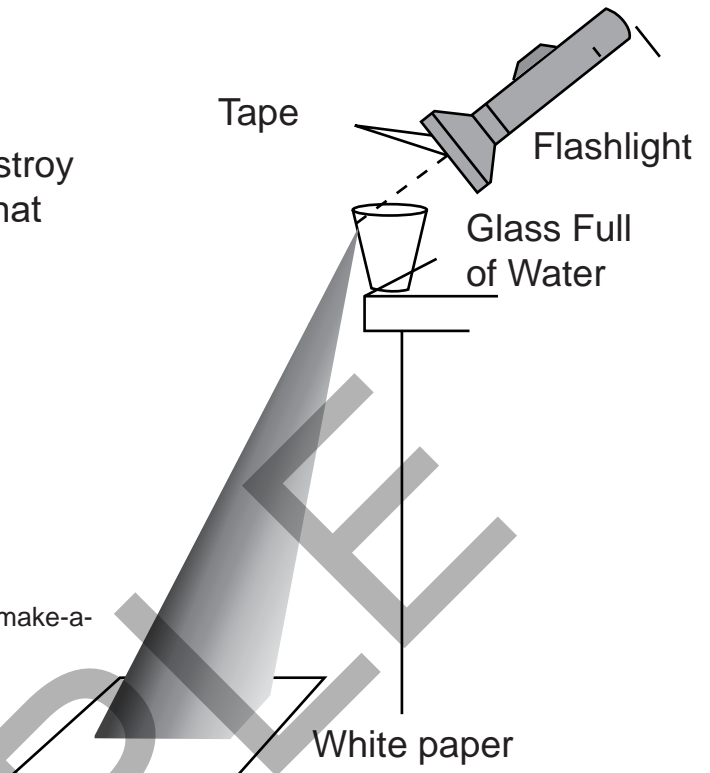
1. The waters ___ l ___ ___ ___ d the earth for one hundred and fifty days.
2. The ___ v ___ was the first bird Noah sent out of the Ark.
3. When Noah came out, he built an ___ t ___ to the Lord to burn offerings.
4. God put a ___ n ___ in the clouds as a sign of the promise never to destroy the earth by a flood again.

Make a rainbow in your class! Your teacher will give you instructions.

The rainbow is God's promise not to destroy the earth by flood again. It reminds us that God is merciful towards humankind.

Teachers can also refer to:

<http://opticalillusion.wordpress.com/2008/07/21/how-to-make-a-rainbow-at-home/>



Principle:

God loves humankind but hates sin. Only Jesus can take away my sin. God forgives our sins when we repent and believe in Jesus.

Response:

Will I believe, trust and follow Jesus today?

Prayer: Dear Lord Jesus, forgive my sins and I promise not to go back to them. Help me to believe and trust You. In Jesus' name. Amen.

Genesis Volume 1

Lesson 7: THE TOWER OF BABEL

Bible Truth:

As long as people choose to disobey God, their plans will be frustrated and they will face judgment.

Objective:

To teach us not to make plans without considering what God might think.

Bible Reference:

Gen 11: 1 - 9



Learn

Key Lesson:

People disobeyed God by refusing to spread out and fill the earth. Instead, they built a tower for themselves. The tower was a symbol of their pride and disobedience.

Memory Verse:

Pride goes before destruction, a haughty spirit before a fall.

Prov 16:18

Activity 1: Stack up your own tower with the letter that corresponds with its sequence in the alphabet, ie, 1 = A, 2 = B, K = 10:

19, 9, 14

20, 15, 23, 5, 18

4, 9, 19, 15, 2, 5, 25

23, 9, 3, 11, 5, 4, 14, 5, 19, 19

Why?

It was God's
13, 5, 18, 3, 25

that the people were confused and unable to build the tower. Otherwise, they would have come under

10, 21, 4, 7, 13, 5, 14, 20
for their disobedience.

God wants us to ask Him for help to make wise decisions everyday. Colour the heart purple when you think the sentence is right, and green when it is wrong.



I pray first before I do something.



I only start to pray when I get into trouble.



It is OK to cheat during my exams because God wants me to pass.



I pray and read the Bible everyday so I can know what God is saying to me.



When I am angry or sad, I will tell God to take revenge for me.



I can be selfish with my things and money because they are mine.



We follow God's commandments when it is easy. When it gets hard, we can follow our own ways.



We should follow God even when it gets hard.



I share my things, time and money with others because I love God.



When I am tempted, I will pray to God.



When I am tempted, I will get what I want first and then pray to God.

Application:

Have you ever made plans without asking God first? God often speaks through our parents and other wise adults. Make it your habit to listen to God before making a decision, like what movie to watch, or which friends to hang out with.

Response:

Would you be willing to listen to God before you start doing something?

Prayer: Dear God, help me to ask you about my plans before I go ahead with them. Today, help me with my plan to _____. In Jesus' name. Amen.

Genesis Volume 1

Lesson 8: ABRAM AND GOD'S CALL

Bible Truth:

God may call us to do difficult things. But when He does, He will show us the way.

Objective:

Learn to trust God instead of looking at the obstacles that block your way.

Bible Reference:

Gen 12: 1-20



Learn

Key Lesson:


Abram was a wealthy man living in comfortable conditions. He answered God's call to leave the comfort of his home and head for the Promised Land, knowing that life would be difficult. By obeying God, Abram became the father and leader of a chosen people through whom God would bless the world.

Memory Verse:

I press on toward the goal to win the prize for which God has called me heavenward in Christ Jesus.

Philippians 3:14

Activity 1: Close your eyes tightly. Get a partner (or teacher) to hold your hand and help you colour the rings below. Do not open your eyes until you have finished colouring.



From the phrases below, list what is easy, and what is difficult.

Be polite to your maid, obey your parents, make noise, play with your younger brother / sister, help mother with housework, eat an ice-cream, stop watching television, go to bed early, play with friends, finish your homework, go shopping, play computer games.

Easy to do:

Difficult to do:

Activity 2: From the list, pick one thing that is easy to do, and one thing that is difficult to do, and draw them in the boxes below.

Easy to do

Difficult to do

Think about it: Because he was afraid, Abram asked his wife Sarai to lie. But God protected them both not because they were obedient, but because His plan was for Sarai to bear the promised child. Abram would later learn to trust God completely.

Response:

What has God called you to do? Would you still do it when it gets difficult?

Answer: _____

Prayer: Dear Lord Jesus, help me not to be afraid of the things that I don't like but to trust you completely. In Jesus' name. Amen.

Genesis Volume 1

Lesson 9 : ABRAM AND LOT

Bible Truth:

Trusting God includes:

1. Letting someone else to make the first choice.
2. Making brave decisions.
3. Rejecting rewards from wicked people.
4. Honouring God with our belongings.

Objective:

Put others before yourself.

Bible Reference:

Gen13:1 – 14:24



Memory Verse:

Then he said to them, "Watch out! Be on your guard against all kinds of greed; life does not consist in an abundance of possessions."

Luke 12: 15

Learn

Key Lesson:

Abram is gentlemanly and offers Lot the choice of land. Lot chooses the better pasture, but ends up living in Sodom, a wicked city of sin.

Activity 1: Colour the picture below. Abram lets Lot choose the better land.



Abraham and Lot anagram: Word List – wife, Sodom, animals, cities, Canaan, silver, Servants, right, left, gold.

- | | |
|------------------|-------------------|
| 1. aaacnn _____ | 6. Trihg _____ |
| 2. eilrsv _____ | 7. Tiicse _____ |
| 3. Aailmns _____ | 8. Logd _____ |
| 4. Dmoos _____ | 9. Tlfe _____ |
| 5. Efiw _____ | 10. Vertans _____ |

Key Lesson 2:

Abram also rejected the offer of the king of Sodom. He did not need the help of evil kings. God is his Provider and ally. Instead of accepting riches, Abram gives a tithe to King Melchizedek as a way to honour God.

Response:

Am I willing to let my brother / sister keep my toys, books and clothes if they want to? Or will I fight with them to keep what I have?

I will _____

Prayer: Dear Lord Jesus, help me to love others more than I love myself. In Your name, Amen.

Activity for next lesson. Plant some mung (green) beans . Each student can plant one bean in a clear jar filled with wet cotton. Wait and check it next week.

Genesis Volume 1

Lesson 10 : THE PROMISE OF A SON

Bible Truth:

When God makes a promise, He will make it happen.

Objective:

Don't be impatient.
Learn to rest in God's promises.

Bible Reference:

Genesis 15 & 16



Learn

Key Lesson:

God promised Abram a son. Abram was waiting for God to fulfill His promise, but Sarai got impatient and acted on her own. Ish-mael is not the promised son. God would fulfill His promise in His own time.

Memory Verse:

For no word from
God will ever fail.

Luke 1: 3-7


Reminder: Check your mung bean seed from the last lesson. Has it grown? What can you learn from this? Draw your mung bean plant here.

Intro Activity:

Pass the Patience Please!

Arrange yourselves in a big circle. One of you will be given a ball. Then listen to and follow your teacher's instruction.

Abraham and Sarah had to wait a long time for Isaac. Can you help them go through the maze to find Isaac?



Discuss:

Why did Sarai do what she did with Hagar? Was this the right action? What can we learn?

Decode the word in italics. Replace each letter with one that is two letters before of it in the alphabet. Example: $c = a$, $d = b$.

Response:

I choose to *yckv* on God to fulfill His promises. Word: _____

Prayer: Dear God, Please teach me to be patient and not do things on my own, so I can rest in Your promises. In Jesus' Name, Amen.

Genesis Volume 1

Lesson 11 : ABRAHAM AND GOD'S COVENANT

Bible Truth:

God makes covenants with His people and is faithful in keeping them.

Objective:

Obeying God can be difficult and painful, but He wants us to trust Him.

Bible Reference:

Genesis 17



Learn

Key Lesson:

God's original promise is confirmed in a formal covenant. As a sign of this covenant, Abram had to circumcise all the males. God also gave him and his wife new names - Abraham and Sarah.

Memory Verse:

Know therefore that the LORD your God is God; he is the faithful God, keeping his covenant of love to a thousand generations of those who love him and keep his commandments.

Deut 7:9

Activity Game: Name Pantomime

1. Get into a circle.
2. Think of a verb action that begins with the same letter as your name, ie, Jumping James or Swimming Sam.
3. Do the action and yell out your name.
4. Everyone else repeats the action and action name.
5. Then it's the turn of the person next to you.

Think about it: Abraham acted in obedience. Circumcising male adults in the camp would be dangerous because for several days they would not be able to defend themselves.

Application: Have you ever had to be brave in order to obey God? Will you obey God when things get difficult?

The difficult things in my life are _____

Response:

The word in italics is an anagram. Decode it.

I will *soecho* to obey God even when it is difficult. Word: _ _ _ _ _

Prayer: Dear God, please help me when I am tempted to disobey. Help me to always obey and please You. In Jesus' Name, Amen.

Genesis Volume 1

Lesson 12 : ABRAHAM PLEADS FOR SODOM

Bible Truth:

God checks the sinfulness of Sodom before He punishes them. God tells Abraham this so that Abraham can teach his children the way of the Lord.

Objective:

God listens to prayers and saves those who follow His way.

Bible Reference:

Genesis 18



Learn

Key Lesson:

God values human life. God speaks to Abraham as a friend, telling him of plans to destroy Sodom and allows Abraham to negotiate to save Lot.

Memory Verse:

For I have chosen him, so that he will direct his children and his household after him to keep the way of the LORD by doing what is right and just, so that the LORD will bring about for Abraham what he has promised him.

Genesis 18:19

Dramatic Reading:

Read aloud from Gen 18: 16 – 33. Assign one person to be the narrator, another to be The Lord, and another to be Abraham.

Discuss:

Why did God tell Abraham what He planned to do with Sodom?

Why did the Lord allow Abraham to plead with Him for Sodom?

What can we learn here?

Down:

1. The Lord could not find ten _____ people in Sodom and Gomorrah.
2. Abraham lived in a _____ .
3. Sarah prepared ____ for the visitors.

Across:

4. Abraham said to God, “Far be it from you to do such a thing – to kill the righteous with the _____ ...” (v 25)
5. Is there anything too _____ for the LORD? (v 14)
6. Abraham p_____ with God for Sodom.
7. The LORD said, “For the sake of ten, I will not d_____ it (Sodom).”

		R ¹				
	W ⁴			K		D
		5	A	R		
		T				
P ⁶			A	D	S	
		O				
					F ³	
D ⁷			T ²			Y
					D	
			T			

Think:

What can we learn about the way the LORD dealt with sin in this story? And what happens to those who trust and know Him?

Application:

God will punish sin, but He will forgive those who trust in His Son Jesus by faith.

Response:

(Put an X on the blank spaces as your answer)

Do you want to know God? Would you pray today to let Jesus be the master of your life?

Yes _____ No _____

Ask your teacher to pray with you.

Genesis Volume 1

Lesson 13 : WHAT REALLY HAPPENED AT SODOM AND GOMORRAH

Bible Truth:

God saves the righteous but punishes the wicked.

Objective:

God saves those who obey Him. Once we choose to obey Him, we should not look back.

Bible Reference:

Gen 19: 1-29



Learn

Key Lesson:

God waits for Lot to leave Sodom before He destroys the city. This shows God's justice - He saves the righteous and punishes the wicked.




Memory Verse:




The salvation of the righteous comes from the LORD; he is their stronghold in time of trouble.

Psalm 37:39

Activity 1:

Put an X over the boxes that are NOT good behaviour.





Activity Game:

Look back and freeze! Your teacher will give you instructions. Divide the class into groups of 3 or 4. Have the groups take turns to play. Just avoid getting caught!

Reminder:

The fate of Lot's wife demonstrates how foolish it is to disregard God's warning or disobey the word of the Lord.

Application:

Why did Lot's wife look back? When are we like Lot's wife? How can we ask God for forgiveness?

Response:

I choose not to look back and follow my old sinful ways. I choose to trust Jesus and obey him.

Prayer:

Dear Lord Jesus, please help me to look forward in trust and obedience to you. Amen.

Genesis Volume 1

Lesson 14 : ABRAHAM'S TEST

Bible Truth:

God provides the sacrifice that is needed to bring man back to Himself.

Objective:

Learn about giving up your favourite things for God.

Bible reference:

Gen 21: 1 – 20, 22:1 – 19




Memory Verse:

The LORD is my light and my salvation, whom shall I fear? The LORD is the stronghold of my life, of whom shall I be afraid?

Multiple choice quiz:

- The son of Abraham
 - Isaac
 - David
 - Moses
 - Aaron
- Giving up something you desire to make someone else happy
 - Throw away
 - Sacrifice
 - Patience
 - Lazy
- A table for offering sacrifices to God
 - Altar
 - desk
 - stone
 - Rock
- A baby sheep
 - Calf
 - lamb
 - ewe
 - foal
- An adult lamb
 - Ham
 - cattle
 - Ram
 - donkey
- Something to measure how much you know about a subject or a person
 - a ride
 - a trip
 - a test
 - a party
- Tool used for cutting
 - Hammer
 - knife
 - screwdriver
 - nail
- To make God great in our lives by praying, singing and giving
 - Fasting
 - Church
 - Laughing
 - Worshipping
- God sent _____ to stop Abraham from killing his son Isaac.
 - a man
 - a woman
 - an alarm
 - an angel
- God _____ a ram for the sacrifice.
 - needed
 - provided
 - hinted
 - followed

Join the dots and colour the picture:



Abraham answered, "God himself will provide the lamb for the burnt offering, my son." And the two of them went on together. - Genesis 22:8 (NIV)

Application:

Jesus is the sacrifice provided by God. If we believe in Him, all our sins will be washed away.

Response:

If we die in our sins, we will be separated from God forever. Would you choose to believe in Jesus today?

Prayer:

Dear Jesus, thank you for being the sacrifice to take away my sins. I choose to believe in you. Please help me to obey and make you the master of my life. Thank you. In Your name, Amen.

Genesis Volume 2

Lesson 15: ISAAC AND REBEKAH

Theme:

God is faithful and trustworthy.

Lesson Aim:

Learn to trust Him and be someone others can also trust.

Bible Passage:

Genesis 23:1 – 25:28.



Learn

Lessons from the story:

1. Abraham and his servant trust God to find the right wife for Isaac.
2. Rebekah also shows her faith and trust by being willing to leave her home and loved ones to marry a stranger in a distant land.

Memory Verse:

The LORD delights in those who fear him, who put their hope in his unfailing love. -

Psalms 147: 11

Game: Building trust

Get a partner. Stand one behind the other facing in the same direction. The one in front crosses his or her arms over their chest, and slowly leans backwards. The other must catch the falling person from behind. Switch and repeat the game.

Did you successfully play the game by falling backwards? Did your partner catch you?

YES. You can trust your partner!


NO. Explain why _____

Wordsearch: Look for these words in the puzzle. They can be read forward, backwards, upwards, downwards or diagonally across.

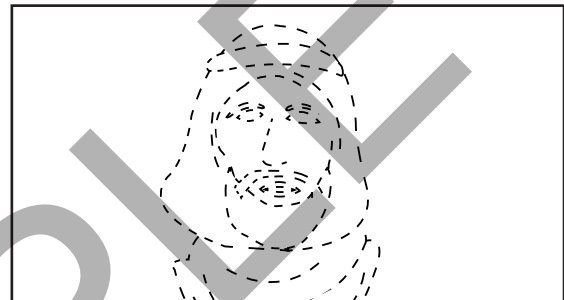
- | | |
|-------------|-------------|
| 1. faithful | 6. Drink |
| 2. Servant | 7. Rebekah |
| 3. Isaac | 8. Worthy |
| 4. Trust | 9. Stranger |
| 5. Camels | 10. lonely |

S	A	I	D	O	Y	D	T	E	S
U	F	S	R	A	G	C	R	E	T
C	F	A	I	T	H	F	U	L	R
A	O	A	N	T	S	E	S	O	A
M	E	C	K	I	F	U	T	N	N
E	H	A	K	E	B	E	R	E	G
L	W	O	R	T	H	Y	I	L	E
S	E	R	V	A	N	T	U	Y	R

Join the dots and colour the pictures below:



What can we learn from Abraham in this story?
My answer:



What can we learn from the faithful servant in this story?
My answer:

Application and Response: We can start to trust someone only when we know them. Think about your best friend. Why do you trust them? What have they done for you? Circle the things you like about your best friend.

- | | | | |
|---------------|---------------------|-------------------------------|---------------|
| Kind | Friendly | Likes to tease | Scolds others |
| Caring | Helpful | Understanding | |
| Good listener | Shares their things | Always talks about themselves | |

Think: Are you the same kind of friend? Yes / No.

Now, what about Jesus? Do you know Him? Can you trust Him?

God gave us His Son Jesus so that we can know and trust Him.

Prayer: Dear God, thank you for sending Jesus. I want to know Jesus more so I can trust Him. In Jesus' name, Amen.

Genesis Volume 2

Lesson 16: JACOB AND ESAU

Theme:

Being responsible.

Lesson Aim:

Honour God with the responsibilities and talents He has given us.

Bible Passage:

Genesis 25:19 – 34;
27: 1 – 41



Learn

Lessons from the story:

Esau did not respect his birthright, which carries the blessing and responsibility of the covenant promises and leadership of God's people. God raised another leader to take his place. The birthright passes to Jacob and this causes disharmony in the family.

Memory Verse:

A fool finds pleasure in wicked schemes, but a person of understanding delights in wisdom.

- Proverbs 10: 23

Game: Change the Leader

Stand in a circle. One person leaves the room while the others choose a leader. The leader starts an action (clapping hands, stamping feet, etc). The person outside comes in and must try to guess who the leader is. The leader can change the action any time he or she wants. Everyone in the group must watch and follow the leader without revealing who it is. The person outside must pay attention to figure out who the leader is. When they guess correctly, they join the circle while the first leader goes out of the room and becomes the one to guess the new leader.

Unscramble each word and write it on the line:

1. ribhrthigr (clue: blessing given to firstborn) _____
2. terhom (clue: a female parent) _____
3. west (clue: a dish in a meal) _____
4. secoildui (clue: tasty) _____

Multiple Choice

1. Who was the father of Esau and Jacob?
A. Abraham B. Adam C. Isaac D. Joseph
2. Who disregarded his birthright?
A. Adam B. Abraham C. Jacob D. Esau
3. Rebekah told her son _____ to find two young goats so she could cook a meal for Isaac.
A. Joseph B. Esau C. Jacob D. Abraham
4. Who lied to his father?
A. Esau B. Noah C. Isaac D. Jacob
5. Who wept aloud when he discovered his birthright had been given to someone else?
A. Jacob B. Abraham C. Esau D. Adam

Application: What should our attitude be when a responsibility or talent has been given to you by God? Unscramble the letters.

We should take it (*siirseouly*) _____ and do our best to (*lluffi*) _____ it.

Prayer: Dear God, please help me to be faithful to the things You have called me to do. In Jesus' name, Amen.

Genesis Volume 2

Lesson 17: JACOB'S JOURNEY

Theme:

God moulds us for His use.

Lesson Aim:

To identify the different ways God moulds our character.

Bible Passage:

Genesis 27: 42 – 29:12



Learn

Lessons from the story:

God appears to Jacob for the first time and confirms the promise made to his forefathers. Jacob prays a prayer with conditions. God begins the process of preparing Jacob to be the leader of God's people.

Memory Verse:

You will see heaven open and the angels of God ascending and descending on the Son of Man.

John 1: 51

Game: Shaping animals

This is a fun game with play dough! Get into groups of 4 or 5 and think of the animal your group wants to create. Then assign each person in the group a body part to make (ie, leg, body, ears, eyes). Put all the body parts together and see what the whole animal looks like!

Did you know:

Even though God has made your body perfect and complete, He still wants to mould your character. He wants to prepare you for the job He has for you in the future. Would you be willing to let God shape and mould you? If we make ourselves like the play dough, God will shape and mould us to be the person He wants us to be.

Think: *How can I let God shape and mould me? I can start by:*

1. Praying
2. Reading and obeying the Bible
3. Obeying my parents and teachers

Thought:

Jesus was willing to be shaped by God. He obeyed his parents (Luke 2:41 - 52) and he obeyed God by dying on the cross for our sins.

Application:

How have I obeyed God last week?

If not, am I willing to start? (Yes / No)

Prayer: God, thank you for Jesus who obeyed you. Please help me to obey you by letting you mould and shape me into the person you want me to be. Amen.

Genesis Volume 2

Lesson 18: JACOB AND LABAN'S DAUGHTERS

Theme:


Don't cheat others of what is theirs.

Lesson Aim:

Learn to deal honestly with others.

Bible Passage:

Genesis 29: 13 – 30:43



Learn

Lessons from the story:

Jacob who tricked his father earlier is now cheated by his uncle into many years of service.

Memory Verse:

He frustrates the plans of the crafty, so that their hands achieve no success. – Job 5:12

Learn a new word!: Colouring activity: Colour the picture below.

What's another word for 'trick'? Unscramble the letters below to find out.

i v c e d e e




Across

- 4. Jacob's second wife
- 5. Jacob worked _____ years for Leah, and another 7 years for Rachel.
- 7. After 14 years, Laban tried to offer Jacob _____ to get Jacob to stay.

Down

- 1. Jacob wanted to _____ Rachel
- 2. To make someone believe some thing untrue.
- 3. Jacob's first wife
- 5. Zilpah was Leah's _____
- 6. _____ married two of Laban's daughters.

Crossword



Application:

Look at the story (Gen 30: 25-43) to see how Laban cheated Jacob again of his livestock, and what Jacob did.

Think:

What is the point of cheating? It all comes down to being (ygeerd) _____ and (lesihfs) _____.

Are these pleasing to God? Yes/ No

Prayer: God, help me to be honest with other people, for you are a holy God. Amen.

Genesis Volume 2

Lesson 19: JACOB RETURNS TO CANAAN

Theme:

Dealing with struggles.

Lesson Aim:

To learn that struggles are part of the way God builds us.

Bible Passage:

Genesis 31: 1 – 33: 19,
Gen 35



Learn

Lessons from the story:

Laban is angry with Jacob for returning to Canaan. Jacob is also afraid about meeting his brother Esau, from whom he stole the birthright. All these years God has been preparing Jacob to become Israel's leader. This is shown in Jacob's wrestling with God, who gives him the new name of 'Israel'. When God meets him again in Bethel, Jacob worships God unconditionally.

Memory Verse:

The LORD gives strength to his people; the LORD blesses his people with peace -

Psalm 29: 11

Circle the correct answer.

1. Jacob _____ with an angel of the Lord. (played , wrestled, worked)
2. Jacob was _____ (angry with, afraid of) his brother Esau.
3. Jacob and Esau _____ each other. (scolded, fought with, forgave)
4. God changed Jacob's name to _____ and renewed His covenant with him. (Abraham, Joseph, Israel)
5. Rachel gave birth to _____ and died soon after. (Joseph, Israel, Benjamin)
6. God has been _____ and watching over Jacob. (away, visiting, protecting)
Jacob has finally learned to fully _____ God. (escape from, take care of, depend on)

Response:

Despite the difficulties Jacob faced in leaving Laban, and his fears facing Esau, God protected him. How do I behave when I know God has been protecting and watching over me?

What can I do to show my gratitude?

Colour the picture below of Jacob wrestling with God.



Like Jacob, there are times we wrestle with God. For example, we sometimes struggle to be obedient. But it is part of the way God prepares us to do important things for Him. In the end, God had to injure Jacob's hip to stop him.

Application:

Will you submit to God willingly? Write down the thing in your life which you need to submit to God: _____ .

Prayer: Dear God , I realise that some of the difficult things I face are part of the way you prepare me for greater things. Help me submit to you. In Jesus' name, Amen.

Genesis Volume 2

Lesson 20: JOSEPH THE DREAMER

Theme:


God uses bad situations for good.

Lesson Aim:

To trust God with our lives.

Bible Passage:

Genesis 37



Learn

Lessons from the story:

Joseph's brothers were jealous of him and sold him off as a slave, but God had other plans and used this situation to eventually fulfill His purposes.


Memory Verse:

He does not take his eyes off the righteous; he exalts them with kings and exalts them forever. - Job 36: 7

Art and craft time!

Let's make Joseph's coat!
See how many colours
you can give it!

Your teacher will give you
the outline of the Joseph
paper doll and other
materials. Make Joseph's
coat and stick it on the
doll. Have fun!



Trace onto
the back of
the coffee
filter, cut out
and glue onto
Joseph.

Cryptogram:

Match the letters below with the number corresponding to it in ascending order. Letters A and H have been done for you.

A	B	C	D	E	F	G	H	I	J	K	L	M	N	O	P	R	S	T	U	V	W	X	Y	Z
1							8																	

When Joseph told his father and his brothers about his dream, His father Israel rebuked him, saying....

23.8.1.20	9.19	20.8.9.19	4.18.5.1.13
-----	-----	-----	-----
20.8.1.20	25.15.21	8.1.22.5	4.18.5.1.13.5. 4?
-----	-----	-----	----- ?

Think:

Would you be annoyed with Joseph if you were one of his brothers? What would you have done to Joseph?

Think:

Joseph must have been scared when he was sold off as a slave. He was all alone and did not know where he was going to or what lay ahead.

How would you feel? What would you think about if you were In Joseph's place?

Application:

Sometimes, we are treated unfairly. But if we trust God, He will use the situation to work out His blessings for others and ourselves.

Prayer: Lord God, thank you for the plans that you have for my life. Even though I don't know what lies ahead, I know I can trust you. Amen.

Genesis Volume 2

Lesson 21: JOSEPH AND POTIPHAR

Theme:

Avoiding temptation.

Lesson Aim:

To learn that God gives us the strength to be obedient and avoid temptation.

Bible Passage:

Genesis 39: 1-20



Learn

Lessons from the story:


Despite being a slave, Joseph keeps faith with the God of his forefathers. God blesses Joseph in all that he does and his master recognises it.

Memory Verse:

For the LORD watches over the ways of the righteous, but the way of the wicked leads to destruction.
- Psalm 1: 6

Game: Resisting Temptation

This is a fun and interactive game.
Try to dodge the “temptation balls” as you walk across the room!
Listen to your teacher as the game is explained to you.



Activity: Use the key to decode the passage on the next page:

2	8	13	5	77	90	56	35	1	33	84	27	41
A	B	C	D	E	F	G	H	I	J	K	L	M
53	82	39	25	19	44	31	76	10	47	16	28	69
N	O	P	Q	R	S	T	U	V	W	X	Y	Z

God is 90.2.1.31.35.90.76.27;
 35.77 47.1.27.27 53.82.31 27.77.31
 28.82.76 8.77 31.77.41.39.31.77.5
 8.77.28.82.53.5 47.35.2.31 28.82.76 13.2.53
 8.77.2.19 . But when you are tempted, he will also provide
 2 47.2.28 82.76.31 44.82 31.35.2.31
 28.82.76 13.2.53 44.31.2.53.5 76.39
 76.53.5.77.19 1.31.

(1 Corinthians 10: 13)

Application:

What was Joseph's attitude when faced with temptation? What can we learn from Joseph's action?

My answer: _____

Response:

What is the best thing to do when faced with Temptation? Joseph did the same thing.

Use the key above to decode the answer = 90.27.77.77

— — — —

Prayer: Dear Lord Jesus, help me to recognise and to flee from Temptation. In Jesus' name, Amen.

Genesis Volume 2

Lesson 22: THE PRISONER AND THE MEANING OF DREAMS

Theme:

Don't give up.

Lesson Aim:

To keep on working hard even in bad situations.

Bible Passage:

Genesis 39: 21 – 40: 23



Learn

Lessons from the story:

Instead of moaning about how he had been wrongfully imprisoned, Joseph works hard and impresses the people around him. Even the prison warden trusts him.

Memory Verse:

For it is commendable if someone bears up under the pain of unjust suffering because they are conscious of God.
-1 Peter 2:19

Activity: God wants us to trust Him even when things are difficult. Colour the shapes yellow for things that show trust in God, and black for those that do not.

- If someone hurts me, I will hurt them 10 times worse in return.
- It is ok to cheat in my exams because God wants me to pass.
- I pray and read the Bible everyday so I can know what God is saying to me.
- I cannot be kind to my neighbour because he is mean to me.
- I am not rich, but I give some of my pocket money to poor people so they can have something to eat.
- When someone is unkind to me, I will be kind to him or her.
- After I have prayed to God, I still worry because I'm not sure if God will answer my prayer.

Activity: Put numbers in the circles to arrange the boxes according to the story of Joseph in prison.

#__

The chief cup-bearer forgot about Joseph.

#__

While Joseph was in prison, the Lord was with him and continued to bless him and grant him favour.

#__

Joseph interpreted the dreams of the chief cupbearer and the chief baker.

#__

The chief cup-bearer and the chief baker were thrown into the same prison as Joseph.

#__

The chief cupbearer and the chief baker did something to displease their master.

#__

Joseph was put in charge of the whole prison and everyone in it.

#__

Pharaoh restored the chief cupbearer to his old position, and hanged the chief baker.

Application:

If you were Joseph and had been wronged by others, what would you do? Find a partner in class and tell him or her your answer. Then listen to your partner's answer.

Think:

When Jesus was wrongly blamed, did he fight back? No, he remained obedient to God's purpose for Him on the Cross.

Response:

What can I do to show that I continue to trust God in difficult situations? Circle the right words to complete the phrase:

Don't

get / go / give

down / up / sideways

Prayer: Lord Jesus, help me to give my best in everything I do, all the time. When I am wrongly blamed for something, help me to remember how you quietly endured suffering and continued to be obedient. In Your name, Amen.

Genesis Volume 2

Lesson 23: THE DREAMER AND THE KING

Theme:

Wisdom is from God.

Lesson Aim:

To live righteously.

Bible Passage:

Genesis 41: 1- 46



Learn

Lessons from the story:

Despite helping the cupbearer, Joseph is forgotten and left in prison. He still has to be patient. He then interprets Pharaoh's dream correctly. Finally, after 13 years of slavery and imprisonment, Joseph is made Pharaoh's most senior minister.

Memory Verse:

The fear of the Lord is the beginning of wisdom; all who follow his precepts have good understanding. – Psalm 111:10

Activity: Colour Joseph below



Test your knowledge: True or False?

Write T for true and F for false in the blanks after the following sentences:

1. All the court magicians and wise men could not interpret Pharaoh's dream. ____
2. The chief baker remembered Joseph and told Pharaoh. ____

3. Joseph could interpret dreams without God's help. _____
4. Pharaoh said to Joseph, "God has revealed all this to you." _____
5. Pharaoh made Joseph king over Egypt. _____
6. God prepared Joseph through unique experiences so that Joseph would be made ready for the task God has for him. _____
7. Pharaoh gave Joseph a new name and a wife. _____
8. Joseph had to wait patiently for his own dreams to be fulfilled. _____

Quick Quiz:

- a) What does "interpret" mean? _____
- b) What did the seven fat cows and the seven good ears of corn represent?

- c) What did the seven skinny cows and the seven bad ears of corn represent? _____
- d) What is a "famine"? _____
- e) How did Joseph know what the dreams meant? _____

REMEMBER: Live righteously. Other people may forget you, but God will never forget you and the good that you do. When the time comes, God delivers those who trust in Him.

THINK! Even Pharaoh believed that God was with Pharaoh (Gen 41:38). When we live righteously and have God's wisdom, others will notice too and realise that we are different.

Extra memory verse!

The one that sows righteousness reaps a sure reward.
(Proverbs 11:18)

Prayer: Lord God, give me your wisdom and help me to live righteously so that others may see how amazing you are. In Jesus' name, Amen.

Genesis Volume 2

Lesson 24: FROM PRISONER TO PRIME MINISTER

Theme:

Blessing others

Lesson Aim:

Our obedience to God and hard work can bring blessings to others.

Bible Passage:

Genesis 41: 47 – 42:26



Learn

Lessons from the story:

1. Joseph works hard to prepare Egypt for the famine. Egypt is blessed with enough food because of Joseph and this is noticed by Pharaoh.
2. Joseph's brothers come to buy food. Joseph must now confront his hurt feelings and anger at his brothers for what they did to him.

Memory Verse:

All hard work brings a profit, but mere talk leads only to poverty.
– Proverbs 14: 23

Activity: Unscramble the following words and use them to fill in the blanks on the next page.

anaCna	pederten	dofu	sopeJh
rebstohr	efiman	Tiprernreet	pewt

1. There were seven years of rich harvest and seven years of _____ in Egypt.
2. When people went to Pharaoh to ask for food, he would tell them to “go to _____ and do what he tells you.”

3. People from surrounding countries travelled to Egypt to buy _____.
4. Joseph recognised his _____ when they came to buy food.
5. The brothers did not realise that Joseph could understand them since he spoke to them through an _____.
6. Joseph was deeply moved by what his brothers said, so he turned away and quietly _____.
7. Joseph's brothers had to leave Simeon in Egypt and return to _____.
8. Joseph was not seeking revenge, but he wanted to test his brothers to see if they had _____.

Draw a picture of Joseph talking to his 10 brothers.



Response: Unscramble the letters to find the answers

Because of Joseph's hard work, Egypt had enough food during the famine and could even supply food to other countries. When we are given a task, what should be our attitude towards our work?

ARHD GORKWIN _____

Joseph had been hurt by his brothers long ago. What should you do when someone wrongs you?

GROFIEV _____

Prayer: Dear Lord, help me not to be lazy but to be faithful to the tasks that you have given me. May I be a blessing to others just like Joseph through my obedience and hard work. Amen.

Genesis Volume 2

Lesson 25: JACOB'S DILEMMA

Theme:

Be trustworthy

Lesson Aim:

Learn to be a reliable person.

Bible Passage:

Genesis 42: 27 – 44: 13



Learn

Lessons from story:

Jacob does not trust Reuben but when Judah takes responsibility, Jacob agrees to let his youngest son Benjamin go to Joseph. Joseph is also not sure if he can fully trust his brothers and so is not ready to reveal himself yet.

Memory Verse:

Blessed is the one who perseveres under trial because having stood the test, that person will receive the crown of life that the Lord has promised to those who love him. – James 1: 12

Activity: Check the Bible verses (NIV) to see what Judah said and fill in the blanks.

“Your servant _____ the boy’s safety to my father. I said, ‘If I do not bring him back to you, I will bear the _____ before you, my father, all my life!’” (Gen 44: 32)

“Now then, please let your servant _____ here as my lord’s slave in place of the boy, and let the boy _____ with his _____. How can I go back to my _____ if the boy is not with me?” (Gen 44: 33-34)


Building trust : Blindfold maze challenge

Find a partner. Get a blindfold from your teacher.

Ask your partner to blindfold you. Then take a pencil and get ready to find your way out of the maze from 'Start' to 'Finish'. Your partner must help you find the way by holding your hand and guiding you.

When you are finished, do the same for your partner.

Did you trust your partner to help you find your way out of the maze?
Were you able to help your partner?
Are you a friend who can be trusted?



Application:

Joseph has difficulty trusting his brothers so he gives them a test by trying to take Benjamin away from them.

Sometimes, the problems we go through are ways to test us. Are we learning from these tests to be a trustworthy person?

Prayer: God, please help me to be someone others can trust.
In Jesus' name, Amen.

Genesis Volume 2

Lesson 26: FAMILY CONFRONTATION AND RECONCILIATION

Theme:

Forgiveness and repentance

Lesson Aim:

To receive forgiveness, we need to repent.

Bible Passage:

Genesis 44: 14 – 46: 7



Learn

Lessons from the story:

The brothers refuse to abandon Benjamin even if it means losing their own freedom. Joseph sees that they have truly repented for what they did to him, and reveals himself. Joseph knows that God has used this situation to save his family from the famine and bring them together in Egypt.

Memory Verse:

If we confess our sins, he is faithful and just and will forgive us our sins and purify us from all unrighteousness.
- 1 John 1: 9

Quick Quiz: Circle the correct answer

1. Joseph told his brothers, “God sent me ahead of you to (preserve / disperse) for you a (remnant / nation) on earth and to (save / destroy) your lives.” (Gen 45:7)
2. Joseph sent his brothers back and said to them, “Do not (play, quarrel) on the way!” (Gen 45:24)
3. So Israel set out to Egypt with all that was his, and when he reached Beersheba, he offered (his children / sacrifices) to the God of his father Isaac. (Gen 46:1)

Test yourself: True or False

1. Joseph wanted revenge on his brothers. _____
2. Joseph invited his family to live in Goshen. _____
3. Israel's family was not united again. _____
4. Pharaoh did not allow Joseph's family to live in Egypt. _____
5. Joseph said it was God who sent him to Egypt to save his family. _____

THINK:

Joseph wanted to know if his brothers were sorry. So he gave them a test. From their answers about Benjamin, he could tell they were sorry.

Unscramble the letters to find the answer:

When we do wrong and want forgiveness, what should we do first?

TENREP

Response:

When others who wrong you ask for your forgiveness, will you forgive? Think about Jesus who has died on the cross for our sins and is ready to forgive us if we ask Him to.

Prayer: Dear God, please help me to forgive others because you have forgiven me, too. In Jesus' name, Amen.

Genesis Volume 2

Lesson 27: GENESIS EPILOGUE - FROM TRIBAL CLAN TO NATION

Theme:


God is a loving God who fulfils His plans through us.

Lesson Aim:

To review the major themes of Genesis.

Bible Passage:

God is a loving Creator. He created us and will always love and care for us. He sent Jesus Christ to die for our sins so that we can be in right relationship with Him again.



Learn

Key Themes:

1. God created us to have a fellowship with Him but disobedience and sin separate us from God. (Adam and Eve)
2. To reconcile us to Himself, God provides Jesus as the sacrifice for our sins. (Abraham and Isaac) God guides, protects and rescues His people. (Abraham, Lot, Noah and Joseph)
3. God keeps His promises. (covenants)
4. God uses us as part of His plans. (Joseph)

Memory Verse:

For God so loved the world that he gave his one and only Son, that whoever believes in him shall not perish but have eternal life. - John 3:16

Draw arrows connecting the names of fathers to sons to show how God formed the nation of Israel from one clan, Abraham's family.

Isaac

Abraham

Joseph/
Israelite nation in
Egypt

Jacob/
Israel

Think about it:

God kept His promise to Abraham and made his family into a great nation. God promised Abraham that “all people on earth will be blessed through you”. How did God do this?

Look at Matthew 1.

What is the first name of Jesus’ ancestors? A _ _ _ h _ m

Through Abraham’s line, God sent Jesus as a Saviour to the world, so that everyone who believes in Him can become part of God’s great, big family!

What does it mean to be part of God’s great family? Draw and colour what you think in the box below. You can include people of many races, ages, cultures and occupations! Don’t forget to draw in yourself!



Response:


God is a loving Creator who wants a relationship with each of us. Will you trust His Son Jesus Christ by faith? That means deciding to trust Him with your life and to follow Him. Ask your teacher to pray with you about this.

Prayer: Dear God, I want Jesus to be Lord of my life. Please forgive my sins and help me to trust you. In Jesus’ name, Amen.


SAMPLE

SAMPLE


The Visual Bible Explorer Series




Genesis - In the Beginning




Moses and the Exodus




Joshua and the Judges




Kings and Prophets



The Gospel Story



Epic of the Apostles Vol.1



Epic of the Apostles Vol.2



Visit us at www.pristine-world.com
For inquiries e-mail us at
pristineworld@gmail.com