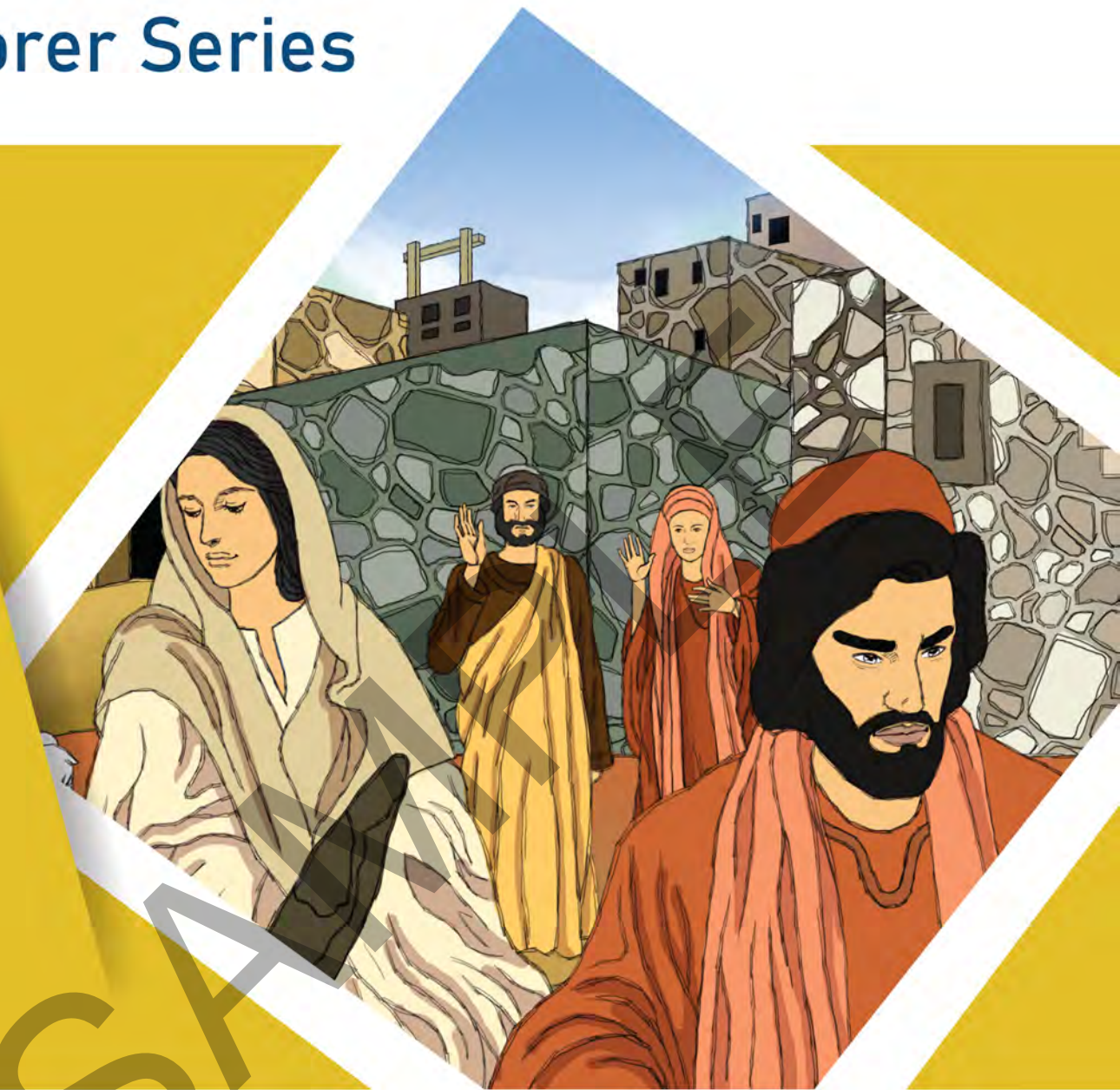


Student Workbook for The Visual Bible Explorer Series



The Gospel Story

Vol.1: Jesus - From Birth to Transfiguration

Vol.2: Jesus - The Messiah

Pre-School
Ages 5 - 6

SAMPLE

Student Workbook for
The Visual Bible Explorer Series

The Gospel Story

Vol. 1: Jesus - From Birth to
Transfiguration

Vol. 2: Jesus - The Messiah

Ages 5 - 6

Copyrights



First published in Malaysia in 2010 by Pristine World Sdn Bhd
Copyright © 2010, 2018, 2023 Pristine World Sdn Bhd, Malaysia

All rights reserved. No part of this publication or multimedia may be reproduced, stored in a retrieval system or transmitted in any form or by any means, electronic, mechanical, photocopying, recording, scanning or otherwise, without the prior written permission of the copyright owner.

Scripture taken from the **HOLY BIBLE, THE GOOD NEWS BIBLE**® . Copyright © 1973, 1978, 1984 by International Bible Society. Used by permission of Zondervan Publishing House. All rights reserved.

The “NIV” and “New International Version” trademarks are registered in the United States Patent and Trademark Office by International Bible Society. Use of either trademark requires the written permission of International Bible Society.

Acknowledgements

Pristine World would like to say thank you to Goh Kim Guat, Lydia Wong Hwei Ming, Chew Bee Bee and Samantha Yong for taking time out to help develop the Student Workbooks for this series.

Summary Chart of Christ's Ministry

Event	Place	Date (approx)
1. Birth of Jesus	Bethlehem	4 -6 BC
2. Baptism of Jesus	Jordan River	26 AD
3. Jesus is tempted by the Devil	Wilderness	26 AD
4. Jesus calls his first disciples	Capernaum Sea of Galilee	27 AD
5. Jesus selects the 12 disciples	Capernaum	28 AD
6. The Sermon on the Mount	Galilee	28 AD
7. Jesus calms the storm and heals Jairus's daughter	Sea of Galilee Capernaum	28 AD
8. 12 disciples sent out to preach and to heal	Capernaum	28 AD
9. Herod Antipas murders John the Baptist	Machaerus	29 AD
10. Jesus feeds the multitude and then walks on water	Near Bethsaida Sea of Galilee	29 AD 29 AD
11. Peter says that Jesus is the Son of God	Caesarea Philippi	29 AD
12. Jesus is transfigured	Mountain top	One week later
13. Jesus raises Lazarus from the dead	Bethany	Late 29 AD
14. Jesus begins His last trip to Jerusalem	Bethany	30 AD
15. Jesus meets with Zacchaeus	Jericho	30 AD
16. Jesus enters Jerusalem and spends the final week there	Jerusalem	30 AD Sunday to Thursday
17. Crucifixion	Jerusalem	Friday
18. Resurrection	Jerusalem	Sunday
19. Jesus appears to ten disciples	Jerusalem	Sunday
20. Jesus appears to the eleven disciples (including Thomas)	Jerusalem	One week later
21. Jesus talks with some disciples	Sea of Galilee	
22. Jesus ascends to Heaven	Mt. of Olives, Jerusalem	40 days later

* Dates are approximated up to + or - 2 years

The Gospel Story Vol. 1

CONTENTS

Lesson 1	The Birth of John the Baptist Foretold	6
Lesson 2	The Birth of Jesus Foretold	8
Lesson 3	The Birth of Jesus	10
Lesson 4	The Magi and the Star	12
Lesson 5	John the Baptist	14
Lesson 6	The Temptation of Jesus	16
Lesson 7	I Will Make You Fishers of Men	18
Lesson 8	The Calling of the 12 Disciples	20
Lesson 9	The Power to Heal and Forgive Sins	22
Lesson 10	The Authority to Forgive Sins	24
Lesson 11	The Beatitudes	26
Lesson 12	The Sermon on the Mount	28
Lesson 13	Faith, Power and Authority	30
Lesson 14	Jesus and Jairus' Daughter	32
Lesson 15	Feeding the Great Crowd	34
Lesson 16	Peter Proclaims Jesus the Messiah	36
Lesson 17	The Transfiguration	38

The Gospel Story Vol. 2

CONTENTS

Lesson 18	The Samaritan Woman And The Good Samaritan	40
Lesson 19	The Importance Of Being Humble	42
Lesson 20	Parables Of The Lost And Found	44
Lesson 21	Jesus And Lazarus	46
Lesson 22	Jesus And Zacchaeus	48
Lesson 23	Jesus Enters Jerusalem	50
Lesson 24	Jesus And Nicodemus	52
Lesson 25	The Lord's Supper	54
Lesson 26	The Passover Meal And Its Meaning	56
Lesson 27	The Garden Of Gethsemane	58
Lesson 28	Jesus Is Tried By The Jews	60
Lesson 29	Jesus Stands Before Pilate	62
Lesson 30	The Crucifixion	64
Lesson 31	The Hour After The Crucifixion	66
Lesson 32	The Resurrection	68
Lesson 33	The Last Breakfast	70
Lesson 34	The Great Commission	72
	Notes	74


The Gospel Story Vol. 1

Lesson 1: THE BIRTH OF JOHN THE BAPTIST FORETOLD

Theme: God chooses us.

Lesson Aim: God has a plan for our lives.

Bible Reference:
Luke 1:5-25



Learn

Bible Truth





1. John's mission in life was given even before his birth.
2. John's mission was to prepare the way for the Messiah.

Memory verse

“For I know the plans I have for you,” declares the Lord, “plans to prosper you and not to harm you, plans to give you hope and a future.”

Jeremiah 29:11

Circle the correct picture.

1. Zechariah and Elizabeth did not have a ( / ).
2. Elizabeth has to name her son (Adam / John).
3. Zechariah could not ( / ).

Photostat, colour, cut and paste.


Then punch a hole to make a bookmark.



“For I know the plans I have for you,” declares the Lord, “plans to prosper you and not to harm you, plans to give you hope and a future.” Jeremiah 29:11



Name: _____



Respond

What can we learn from Zechariah and Elizabeth in this story?

Prayer

Thank you God for loving us so much to send your Son, Jesus for us. In Jesus' name, Amen.

The Gospel Story Vol. 1

Lesson 2: THE BIRTH OF JESUS FORETOLD

Theme: God fulfills His promises.

Lesson Aim: To trust God.

Bible Reference:
Luke 1:26-56



Learn

Bible Truth

Mary believed in the angel and submitted to God's plans.

Memory verse

"I am the Lord's servant," Mary answered. "May it be to me as you have said."

Luke 1:38

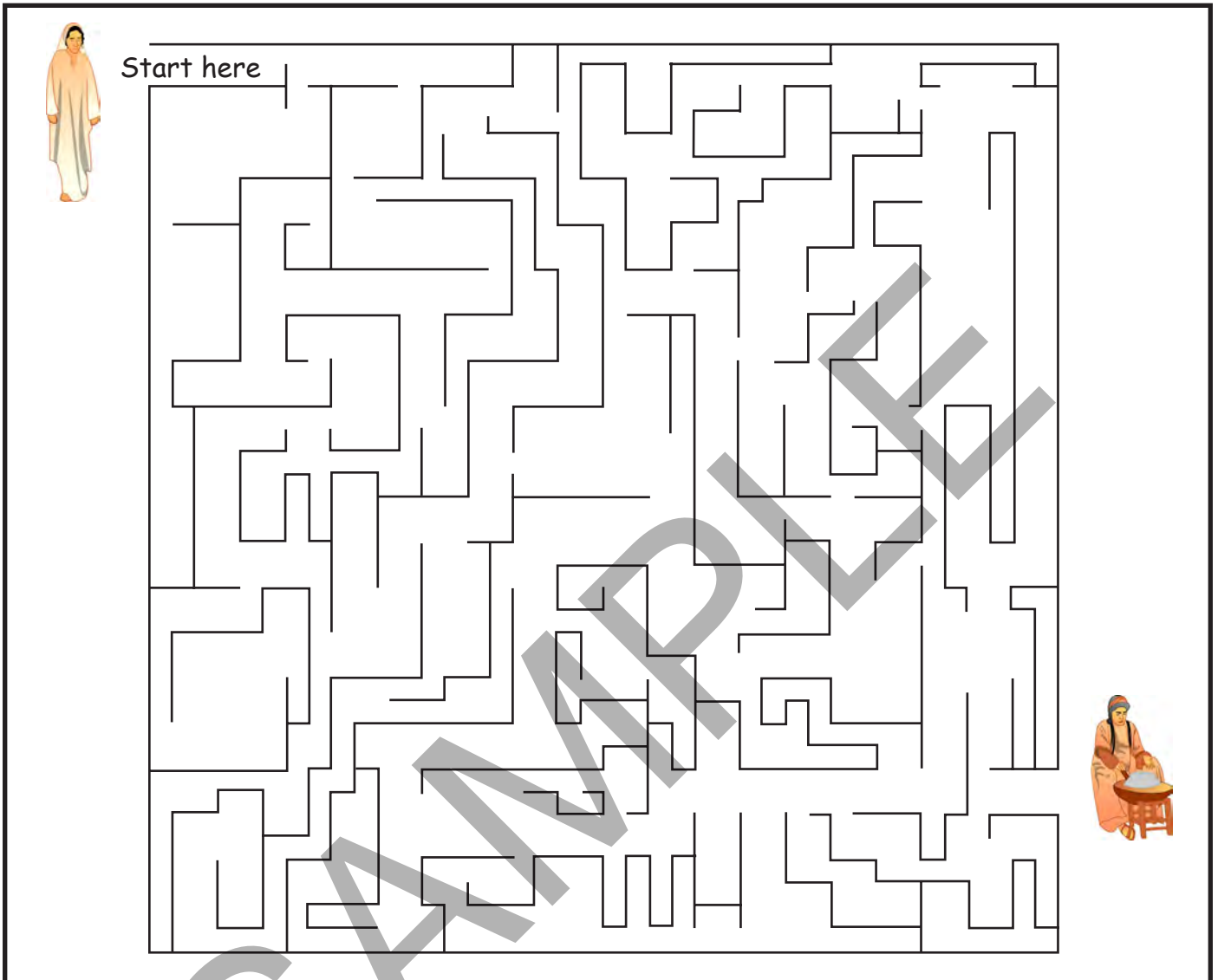
Discover

Fill in the Blanks

1. God sent the angel, G __ briel to Nazareth.
2. Mary was afr __ id.
3. Mary said: "I am the Lord's servan __."

Find the way

Lead Mary on her way to stay with her cousin, Elizabeth.



Respond

Write some words to describe Mary in this story. Eg. humble.

Prayer

Dear God, please help me to obey Your commands. In Jesus' name, Amen.

The Gospel Story Vol. 1

Lesson 3: THE BIRTH OF JESUS

Theme: Jesus is born.

Lesson Aim: To obey God.

Bible Reference:
Luke 2:1-20
Matthew 1:18-25



Learn

Bible Truth





Joseph obeyed God and married Mary.

Memory verse

“To obey is better than sacrifice.”

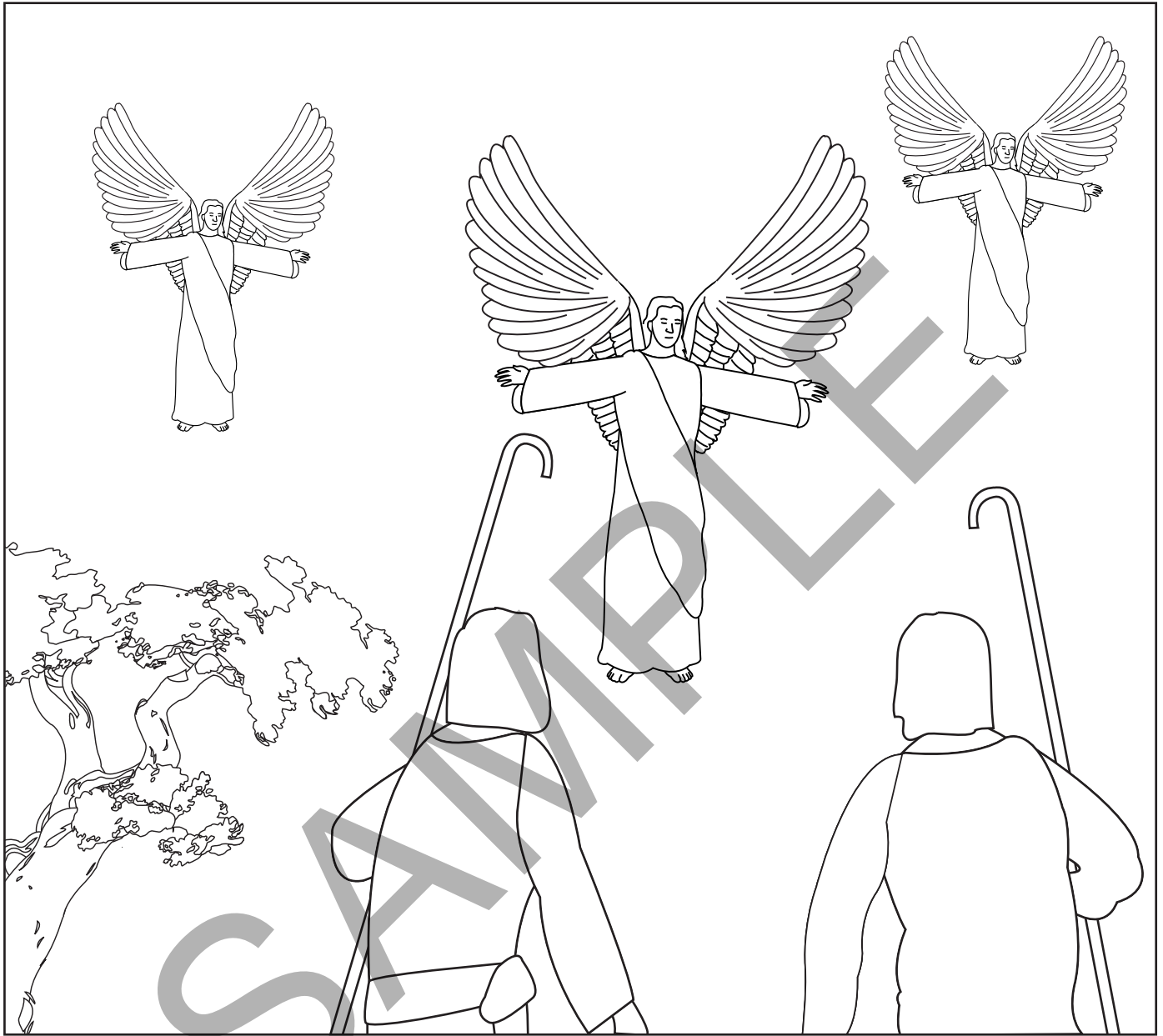
1 Samuel 15:22b

The right picture? Circle the correct picture.

1. The shepherds looked after their ( / ).
2. ( / ) appeared to the shepherds.

Colour it

Angels appeared to the shepherds.



Respond

What can we learn from the shepherds in this story?

Prayer

Dear God, thank you for giving us Your Son, Jesus. In Jesus' name, Amen.

The Gospel Story Vol. 1

Lesson 4: THE MAGI AND THE STAR

Theme: God is our protector.

Lesson Aim: God will protect us.

Bible Reference:
Matthew 2:1-23



Learn

Bible Truth

1. Jesus was born in a manger in Bethlehem.
2. He will be worshipped by everyone.
3. God protected Joseph and his family.

Memory verse

“Because he loves Me,” says the Lord, “I will rescue him; I will protect him, for he acknowledges My name.”

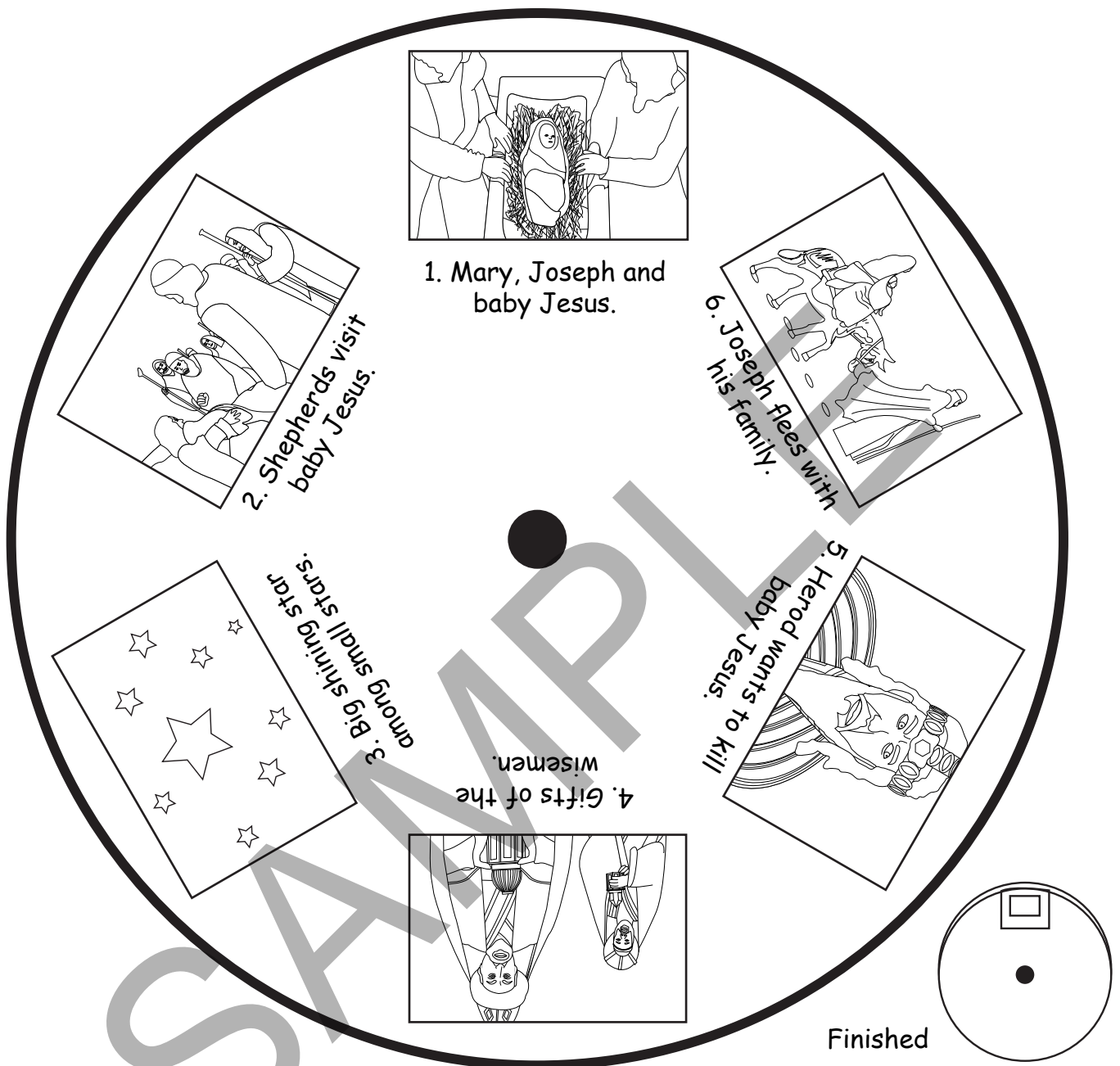
Psalm 91:14

Discover

Fill in the Blanks

1. The M __ gi had seen a sign in the stars.
2. They followed the st __ r to Jerusalem.
3. Herod wanted to kill all b __ ys below two years old.
4. God told Joseph to flee to __ gypt.

Photostat, colour and cut.



Respond

What can we learn from the Magi in this story?

Prayer

Dear God, please help me to trust you to protect me from everything. In Jesus' name, Amen.

The Gospel Story Vol. 1

Lesson 5: JOHN THE BAPTIST

Theme: Baptism.

Lesson Aim: Jesus was obedient to God's will.

Bible Reference:
Luke 3:1-22



Learn

Bible Truth







1. John preached the message of repentance and proclaimed the coming of Jesus.
2. Jesus was obedient to God and was baptised.

Memory verse


“Although he was a son, he learned obedience from what he suffered.”

Hebrews 5:8

The right picture? Circle the correct picture.

1. John said that every tree that does not bear good fruit will be cut down and thrown into the ( / ).
2. John baptised people with ( / ).
3. The Spirit of God came down on Jesus like a ( / ).

Colour the picture.



Prayer

Dear God, help me to obey your will for me. In Jesus' name, Amen.

The Gospel Story Vol. 1

Lesson 6: THE TEMPTATION OF JESUS

Theme: God's word provides us with strength.

Lesson Aim: The Bible helps us face temptation.

Bible Reference:
Matthew 4:1-11



Learn

Bible Truth

1. Jesus does not use His powers for selfish motives.
2. He does not allow the devil to interfere with His mission on earth.

Memory verse

Jesus answered, "It is written: 'Man does not live on bread alone, but on every word that comes from the mouth of God.'"

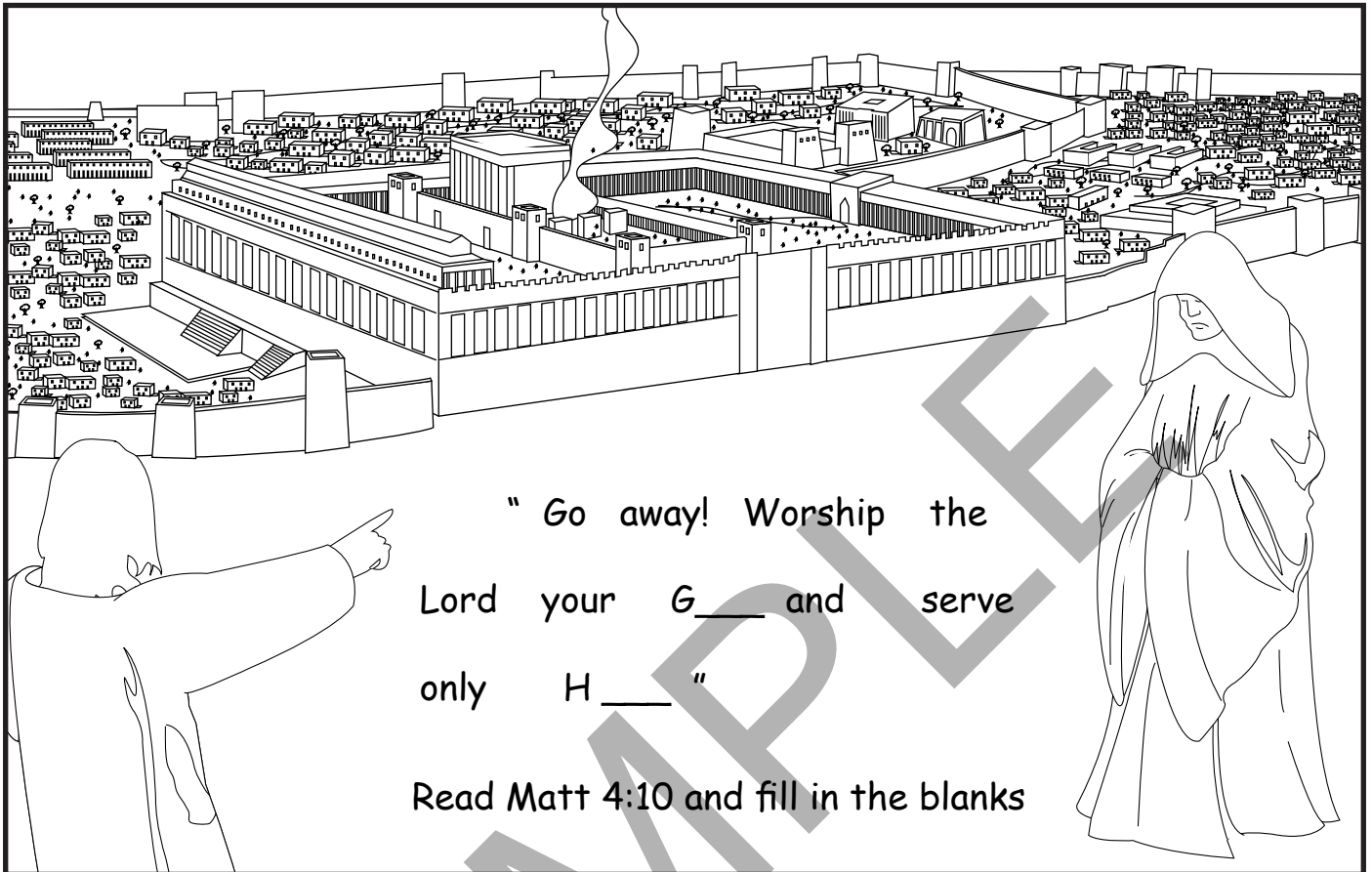
Matthew 4:4

Discover Fill in the Blanks

1. Jesus fasted and prayed for 4__ days and nights.
2. Jesus was hun __ ry.

What did Jesus say?

Colour and write down what Jesus said to the devil.



Yes or No? Circle the correct answer

1. Jesus refused to bow down and worship the devil. Yes/No
2. Jesus turned the stones to bread because He was hungry. Yes/No

Respond

What can we learn about Jesus from this story?

Prayer

Dear God, please give me the strength to turn away from temptations and obey You. In Jesus' name, Amen.

The Gospel Story Vol. 1

Lesson 7: I WILL MAKE YOU FISHERS OF MEN

Theme: Following Jesus.

Lesson Aim: God looks at our heart.

Bible Reference:
Luke 5:1-11



Learn

Bible Truth

Jesus doesn't look at qualifications, but at the heart and willingness to follow him.

Memory verse

"The Lord does not look at the things man looks at. Man looks at the outward appearance, but the Lord looks at the heart."

1 Samuel 16:7b

Discover Fill in the Blanks

1. Jesus went on Simon's b _ at.
2. Peter and his friends caught a lot of fi _ h.
3. Jesus told them to follo _ him.


Would you follow Jesus?

Draw yourself and write your answer inside the arrow.

Jesus said, "Follow Me." Will you follow Him?



Answer: _____



Respond

How can I be a fisher of men?

Prayer

Dear God, thank you for everything. In Jesus' name, Amen.

The Gospel Story Vol. 1

Lesson 8: THE CALLING OF THE 12 DISCIPLES

Theme: Prayer.

Lesson Aim: To know God's will.

Bible Reference:
Luke 6:12-16



Learn

Bible Truth

1. Jesus prays before picking his disciples.
2. The disciples will walk with Jesus and learn from Him.

Memory verse

“Do not be anxious about anything, but in everything, by prayer and petition, with thanksgiving, present your requests to God.”


Philippians 4:5

Discover Fill in the Blanks


1. Jesus went up the hill to p __ ay.
2. He selected __ __ men.
3. He named them a __ ostles.

Colour it

Jesus said: "I will make you fishers of men."



The right picture? Count and circle the correct picture
How many disciples did Jesus have altogether?



Respond

What do you think of the men Jesus called to become His disciples?

Prayer

Dear God. Thank you for choosing me to be your child, Amen.


The Gospel Story Vol. 1

Lesson 9: THE POWER TO HEAL

Theme: Healing.

Lesson Aim: To care for people who are rejected.

Bible Reference:
Matthew 4:23-25,
Luke 5:12-16



Learn

Bible Truth

1. Jesus travels all over Galilee.
2. Jesus heals a leper.

Memory verse

“Therefore, as God’s chosen people, holy and dearly loved, clothe yourselves with compassion, kindness, humility, gentleness and patience.”

Colossians 3:12

Circle the correct picture.

1. When the leper saw Jesus, he fell with his face to the

( / ).

2. After Jesus healed him, the leper has skin like a ( / ).

Who did Jesus heal?

Photostat, colour, cut and fold.

“Lord, if you are willing, you can make me clean” Luke 5:12.



Jesus



Leper



Leper healed

Luke 5:13 “I am willing.” Jesus said “Be clean!” And immediately the leper was healed.

Respond

How do you think the followers of Jesus felt when he reached out to touch the leper?

Prayer

Dear God, thank you for loving each and every one of us. In Jesus’ name, Amen.

The Gospel Story Vol. 1

Lesson 10: THE AUTHORITY TO FORGIVE SINS

Theme: God forgives our sins.

Lesson Aim: Jesus has the authority to forgive sins.

Bible Reference:
Mark 2:1-12



Learn

Bible Truth

Jesus shows His authority by healing a paralysed man.





Memory verse

“If we confess our sins, he is faithful and just and will forgive us our sins and purify us from all unrighteousness.”

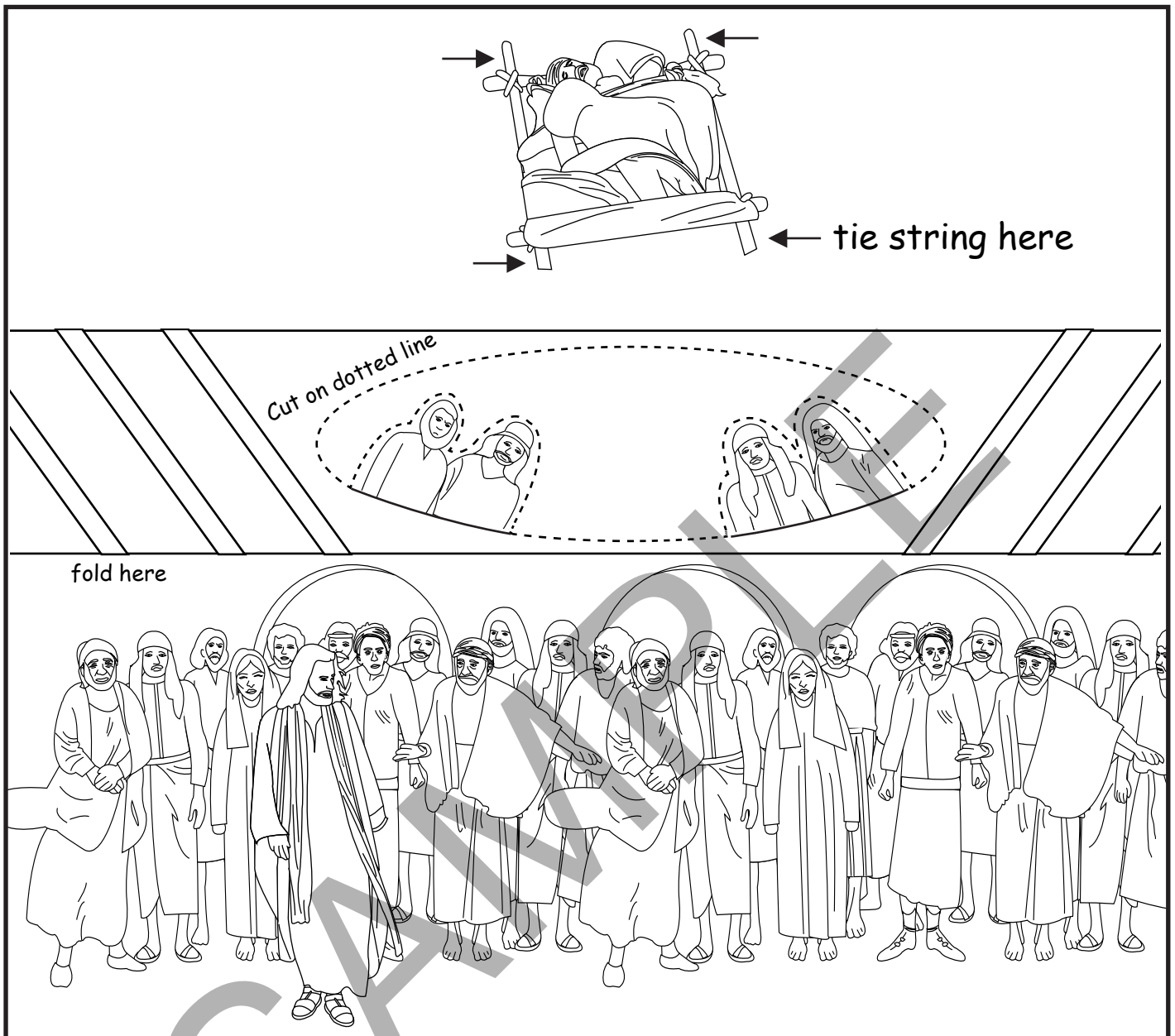
1 John 1:9

What did Jesus say?
Circle the correct picture.

Jesus told the paralysed ( / ): “Get up, pick up your

( / ) and go ( / ).

Photostat, colour and cut. Make a house.



Respond

What does this story teach us about the character of the friends of the paralysed man?:

Prayer

Dear God, please forgive me for all the wrong things I have done. Thank you for forgiving my sins. In Jesus' name, Amen.

The Gospel Story Vol. 1

Lesson 11: BEATITUDES

Theme: The right way to live.

Lesson Aim: That the children will be encouraged to know that they are blessed as they do what is right in God's eyes.

Bible Reference:
Matthew 5:3-12,
17-48



Learn

Bible Truth

Blessed are those who do what is right in God's eyes.

Memory verse

“Blessed are the pure in heart, for they will see God.”

Matthew 5:8

Discover

Fill in the Blanks

1. Jesus taught at the m_____n side.
2. There were many p_____e who wanted to see Jesus.
3. Jesus wanted to teach the crowds what G____ expects from us.

Lesson 12: THE SERMON ON THE MOUNT

Theme: Living a life that pleases God.

Lesson Aim: That the children will act on living in ways they know will please God.

Bible Reference:
Matthew 5:17-48



Learn

Bible Truth

Jesus wanted His disciples to have a clear understanding of how God wants His people to live.

Memory verse

“In the same way, let your light shine before men, that they may see your good deeds and praise your Father in heaven.”

Matthew 5:16

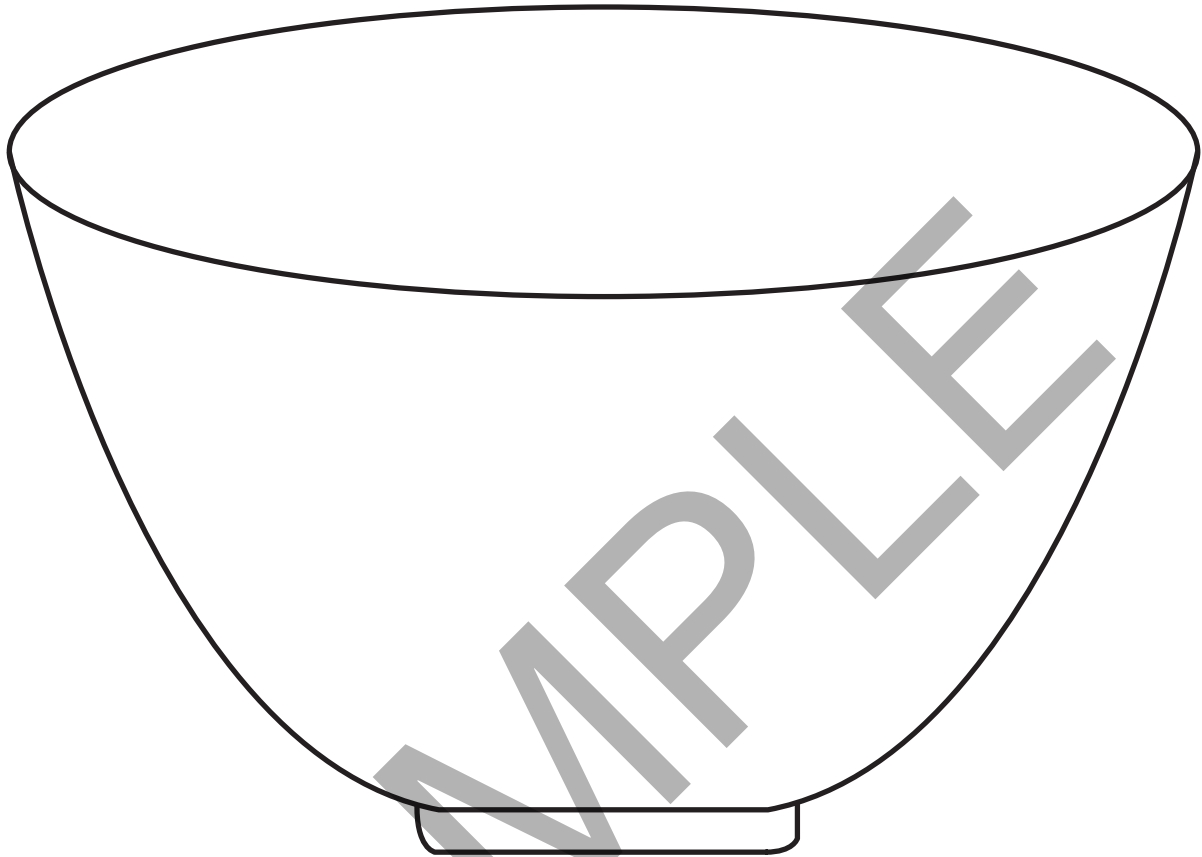
Discover

Fill in the Blanks

1. Jesus wanted to give a better u_____g of the law.
2. People found it difficult to accept Jesus' te_____.
3. Jesus taught with au_____.

Salt of the World.

Jesus: "You are the salt of the earth." Matt. 5:13



Draw some of your favourite food inside the bowl that you would like salted and colour it.

Respond

How can you be salt of the earth?

Prayer

Dear God, help me to live a life that will make you happy. In Jesus' name, Amen.

The Gospel Story Vol. 1

Lesson 13: FAITH, POWER AND AUTHORITY

Theme: Trust in Jesus

Lesson Aim: That the children will entrust their fears of sickness or evil spirits to Jesus because He has authority over all things.

Bible Reference:
Matthew 8:5-13;
Mark 4:35-41; 5:1-20



Learn

Bible Truth

1. Jesus praises the faith of the Roman centurion and heals his servant.
2. Jesus shows His authority over the forces of nature by calming a storm.
3. Jesus shows His authority and power to chase out evil spirits.

Memory verse

They were terrified and asked each other, "Who is this? Even the wind and the waves obey him!"

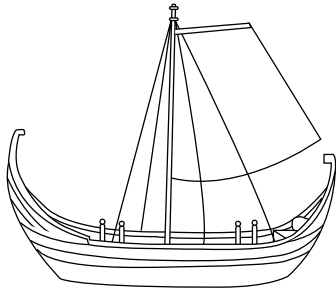
Mark 4:41

Discover Fill in the Blanks

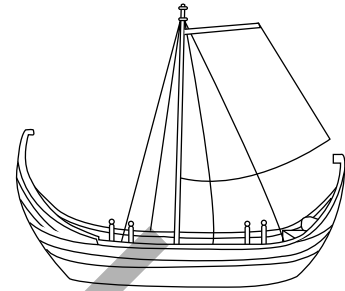
Jesus performed 3 miracles, they were:-

- a) _____
- b) _____
- c) _____


Draw a comic story.



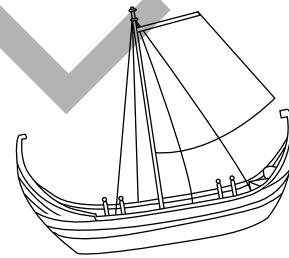
Jesus and his disciples sailed in a boat



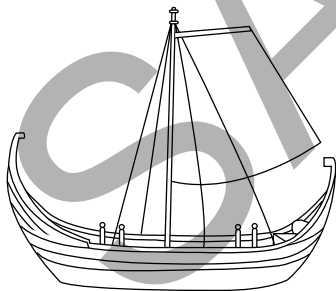
Jesus took a nap while the boat was sailing



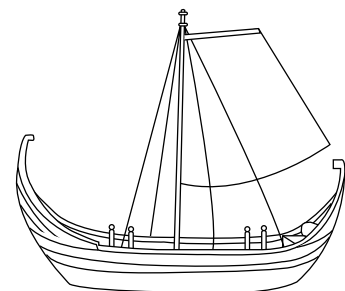
A strong wind started to blow



The waves started to spill over the boat



Jesus ordered the wind and the waves to be still



The sea was calm again

Prayer

Dear God, there is nothing in this world you cannot do. Because of this we trust and have faith in You. In Jesus' name, Amen.

The Gospel Story Vol. 1

Lesson 14: JESUS AND JAIRUS' DAUGHTER

Theme: Jesus heals.
We are to have faith.

Lesson Aim: That the children will learn to place their trust in God even when others around them do not believe.

Bible Reference:
Mark 5:21-43



Learn

Bible Truth

Bible Truth Jesus teaches us to have faith and trust in Him.

Memory verse

Ignoring what they said, Jesus told the synagogue ruler, "Don't be afraid; just believe."

Mark 5:36


Discover

Fill in the Blanks

1. J_____ pleaded with Jesus to come and heal his daughter who was ill.
2. The woman who had suffered from bleeding was considered un_____.

Make a Badge.

Photostat, colour, cut and paste.



Respond

How can you be an encouraging disciple when you see someone in need?

Prayer


Dear God, nothing is impossible for you. We believe that you are the God who can do all the impossible things. In Jesus' name, Amen.

Lesson 15: FEEDING THE GREAT CROWD!

Theme: God will take care of us.

Lesson Aim: That the children will praise God for caring for their physical needs.

Bible Reference:
Matthew 14:13-21;
John 6:1-33



Learn

Bible Truth

Jesus provides for all the needs of the people.

Memory verse

“The Lord is my shepherd, I shall not be in want.”

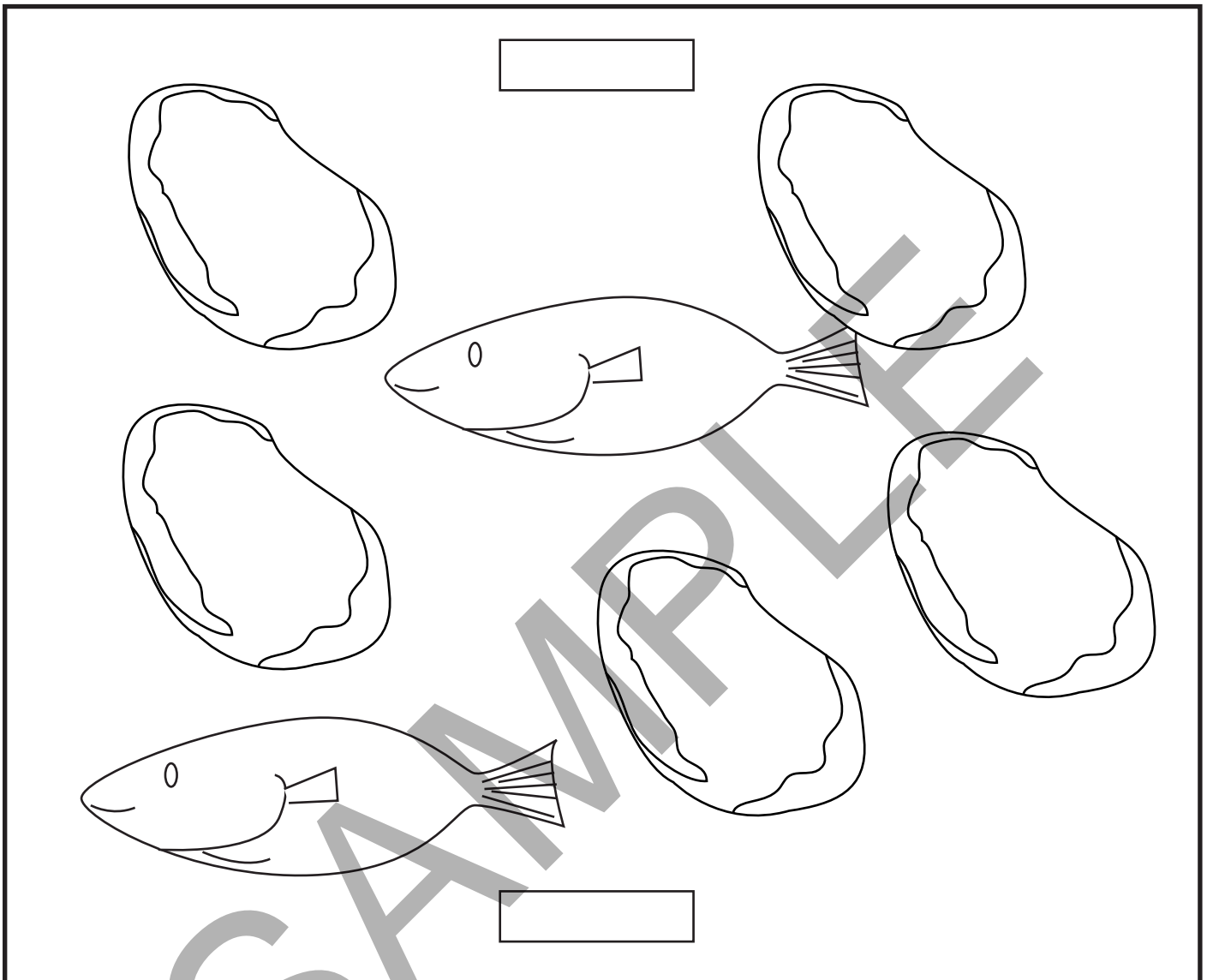
Psalm 23:1

True or False? Circle the correct answer.

1. Jesus sent the crowd away so they could buy food for themselves. (Yes / No)
2. There was more than enough food for the crowd. (Yes / No)
3. Peter was able to walk on water. (Yes / No)

Make a Lunch Basket.

Photostat, colour and cut.



Respond

What can we learn about the boy who offered the 2 fish and the 5 loaves?

Prayer

Dear God, Thank you for taking care of me. In Jesus' name, Amen.

The Gospel Story Vol. 1

Lesson 16: PETER PROCLAIMS JESUS THE MESSIAH

Theme: Jesus asks the disciples who they think He is.

Lesson Aim: That the children will commit their lives to Jesus in response to His dying as a sacrifice for their sins.

Bible Reference:
Matthew 16:13-26



Learn

Bible Truth

Bible Truth Jesus is the Messiah sent by God to suffer and die as a sacrifice for the sins of the world.

Memory verse

Simon Peter answered, "You are the Christ, the Son of the living God."

Matthew 16:16

Discover

Read Matthew 16:13-26. Then circle the correct answer.

1. In this story, Jesus brought His disciples into Jerusalem. True / False
2. Some thought Jesus was John the Baptist. True / False
3. Peter said to Jesus, "You are the Messiah, the Son of the Living God." True / False

Colour the picture.



Respond

Say in your own words who Jesus is to you?

Prayer

Dear God, thank you for sending Jesus the Messiah to die for my sins.

Help me to _____


The Gospel Story Vol. 1

Lesson 17: THE TRANSFIGURATION

Theme: Jesus reveals His glory to His 3 closest disciples.

Lesson Aim: That the children will discover that as they are faithful to God, He will show them the things that are close to His heart.

Bible Reference:
Matthew 17:1-13



Learn

Bible Truth

Jesus is the Son of God.

Memory verse

While he was talking, a shining cloud came over them, and a voice from the cloud said, "This is my dear Son, whom I love; with him I am well pleased. Listen to Him!"

Matt 17:5

Discover

Circle the disciples who witnessed the Transfiguration of Jesus.

Andrew

Thaddeus

Jonah

Philip

John

Nathaniel


Judas

Peter

Matthew

James

Circle the 2 figures who were seen standing next to Jesus and colour them.



Respond

Imagine you were at the mountain top and saw what happened in this story. How will you tell your friends what you saw?

Prayer

Tell Jesus how much you love Him and desire to grow closer to Him.

The Gospel Story Vol. 2

Lesson 18: THE SAMARITAN WOMAN AND THE SAMARITAN

Bible Truth: Jesus teaches us to love and help other in need regardless of their race, gender and differences in outlook.

Objective: Make efforts to care for others who are in need regardless of how different these people might be from you.

Bible Reference:
John 4:1-42; Luke 10:25-37

Memory verse: "Love your neighbour as yourself."
Matthew 22:39



Lessons from Story:

1. Jesus breaks the traditional barriers between the Jews and Samaritans and between men and women.
2. Jesus purposely portrayed the Samaritan as the hero.
3. Jesus teaches us to love our neighbour.

Match the correct Answer

Write down the correct answers.



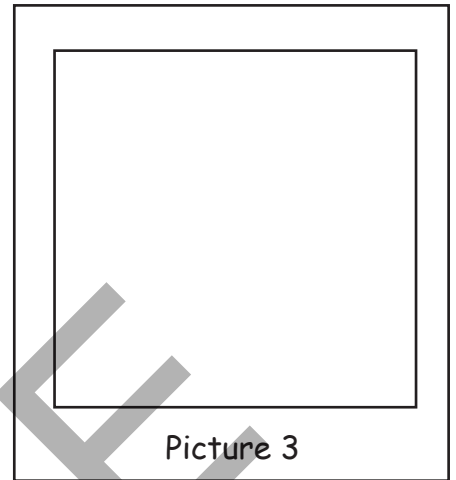
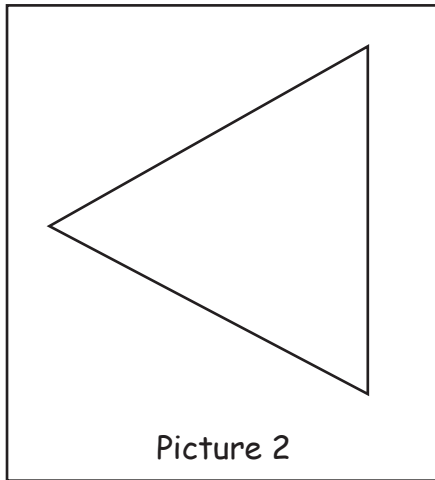
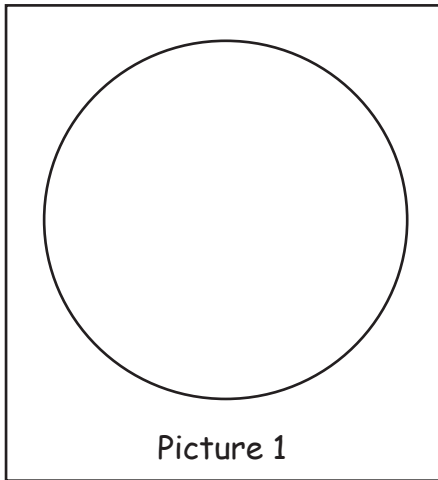
“ _____ as _____ .”

👤 👤 👤 👤 👤

👤 👤 neighbor ❤️ Love 👤 your/yourself

Photostat, Cut and Match

Match the correct shapes. Then colour the pictures and write down what the Good Samaritan did to the man in the pictures below.



Respond

Jesus would like you to help Him to love and care for others who are in need. How can you help?

Application

Make a love card which can be given to someone who is not well.

Prayer

Dear God, please teach me how to love my neighbor as myself. In Jesus' name. Amen.

The Gospel Story Vol. 2

Lesson 19: THE IMPORTANCE OF BEING HUMBLE

Bible Truth: Jesus calls us to be humble because it is the humble who touches God's heart.

Objective: Ask God to help you to be humble.

Bible Reference:

Luke 18:9-14; Matthew 18:1-6

Memory verse: "For those who make themselves great will be humbled, and those who humble themselves will be made great."

Luke 18:14 (Good News)




Lessons from Story:


Jesus uses a little child to show His disciples that the Kingdom of Heaven honours those who humble themselves and become innocent and trusting like little children.

Humble or not?


Draw a smiling face for the humble and a sad face for the proud.



1. Jeremy brings a box of chocolate to class, but he does not share with anybody.



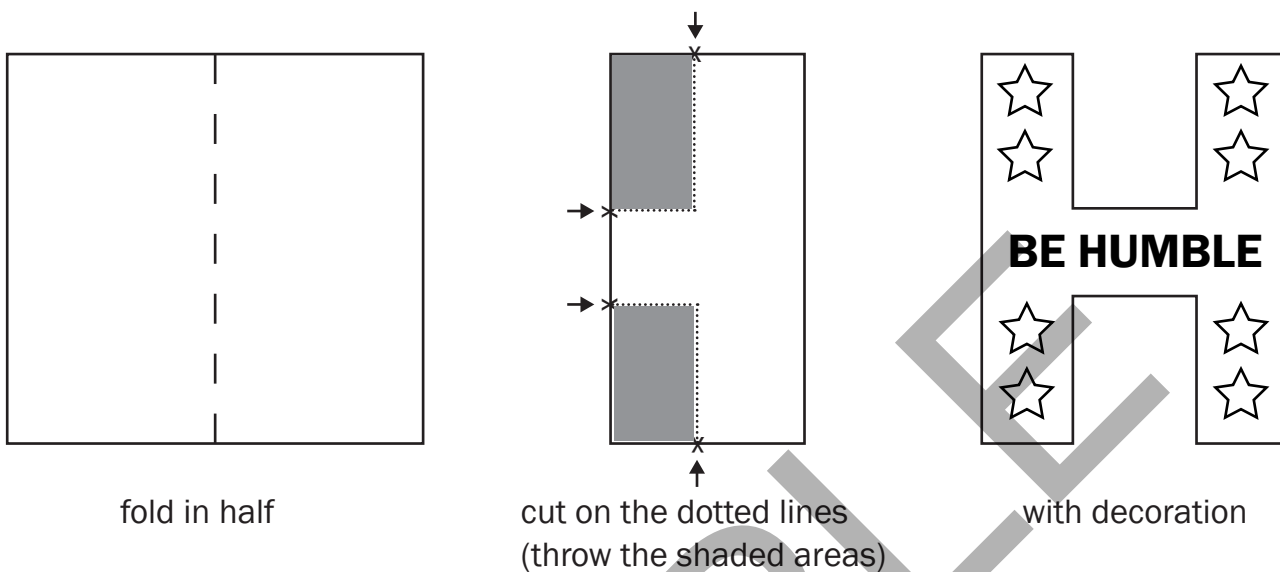
2. Paul's neighbour does not respond when he greets him good morning.



3. Tina doesn't mind washing feet for the grandmothers and grandfathers at the old folks' home.

Be Humble

Using a hard artcard of any size, cut out a letter 'H' and write "BE HUMBLE" anywhere visible. Then, decorate it.



Respond

Do you have humble friends?

Yes / No

Application

Perform an act of humbleness at least twice in the next week. Tell your teacher what you can do:

Prayer

Dear God, please help me to learn to be humble and not a proud person. Thank you.
In Jesus' name, Amen.

The Gospel Story Vol. 2

Lesson 20: PARABLES OF THE LOST AND FOUND

Bible Truth: God is like the father of the prodigal son who loves us so much that He welcomes us back with much rejoicing when we return to Him.

Objective: Praise and thank God for rejoicing as you go back to Him.

Bible Reference: Luke 15:1-31

Memory verse: "...there is rejoicing in the presence of the angels of God over one sinner who repents."
Luke 15:10




Lessons from Story:

1. God rejoices over a sinful person who is willing to repent rather than over a sinful person who thinks he is righteous and does not need to repent.
2. We are like the lost son who needs to repent. God is like the loving father who reaches out to his lost son.
3. Caution: Do not be proud like the older brother in the story.

The story

Write the answers according to the images.

1. The younger son asked his father to give him  _____.

2. When the younger son spent all his money, he had no food to eat, so he took




_____ food to eat.

3. Finally, the younger son went  _____ and repented to his father.

Help him!

Help the lost son to find his way back home. Color the correct path, using one colour and the rest of the picture with other colours.



Respond

The father was happy that his son said sorry and came home. Did you say sorry to God when you did something wrong? If you did, God rejoices over it.

Application

Close your eyes and say sorry to God now for something bad you did. If you are truly sorry about it, God will forgive you.

Prayer

Dear Lord Jesus, I'm sorry for what I did. Please forgive me. In Jesus' name, Amen.

The Gospel Story Vol. 2

Lesson 21: JESUS AND LAZARUS

Bible Truth: Whoever believes in Jesus will be raised to life when Jesus comes again and will live with Him forever.

Objective: Learn to trust that God will raise you to life again when Jesus comes back; then you will live with Jesus forever.

Bible Reference: John 11:1-57

Memory verse: "I am the resurrection and the life. He who believes in me will live, even though he dies." John 11:25




Lessons from Story:

Jesus raised Lazarus from death to life. By doing that, He did that to prove to his disciples and the people that He is the Son of God.

Show it

Fill in the blanks on the next page according to the corresponding sizes.






John 11:25

What to do?

Jesus promised that you can live with Him forever and ever and there's only one way. What is it? Colour the correct answer.



Respond

Jesus promised that if we believe in Him and invite Him into our heart, He will give us eternal life. What should we do if we have not yet invited Him into our heart?

Application

Write down the memory verse with colour markers. Then share it with someone who is afraid of death.

Prayer

Dear Lord Jesus, please help me to learn to trust you and rely on you. I invite you to come into my heart. In Your name, Amen.

The Gospel Story Vol. 2

Lesson 22: JESUS AND ZACCHAEUS

Bible Truth: When we are truly sorry for the wrong things we have done, we will show it in our actions.

Objective: Learn to show through actions when you are sorry for the wrong things you did.

Bible Reference:
Luke 18:35-43; 19:1-10

Memory verse: “The good man brings good things out of the good stored up in him...”
Matthew 12:35




Lessons from Story:

1. The blind man had faith and boldness in asking for God's mercy.
2. A chief tax collector shows his repentance and receives forgiveness from Jesus.
3. It is not the proud self-righteous people like the Pharisees who are on the right path to heaven. Rather it is those who are repentant and seek God's forgiveness who will receive salvation.

Connect the dots

Complete the picture by connecting all the dots.
Then, colour it.



Are they right or wrong?

The children did something. Put a tick in the box of 'Right' if what they did is right, and 'Wrong' if what they did is wrong.

Joseph stole money from his father.

Right

Wrong

Maggie likes to yell and kick her brother.

Right

Wrong

Nicole got a cigarette from her friend and smoked.

Right

Wrong

Josh curses his mother whenever she asks him to finish his homework.

Right

Wrong

Ronald played the music very loudly late at night.

Right

Wrong

Respond

Did Zacchaeus do the right thing in the end? Yes No.

Have you done something wrong and is hoping that Jesus will forgive you too?

Yes No.

Application

Together with your friend, decide and do ONE thing to show that you are sorry for ONE wrong thing you both did (can be two things; each per person).
For example: Say sorry to your brother for arguing with him yesterday.

Prayer

Dear Lord, please help me to learn from Zaccheus – to say sorry bravely.
In Jesus' name, Amen.

The Gospel Story Vol. 2

Lesson 23: JESUS ENTERS JERUSALEM

Bible Truth: Jesus is the King of kings who came to earth to reign as king in our lives, and not as an earthly ruler.

Objective: Allow Jesus to reign as king in your lives.

Bible Reference:
Matthew 21:1-11; Mark 11:15-19

Memory verse:
“On his robe and on his thigh he has this name written: King of Kings and Lord of Lords.”
Revelation 19:16




Lessons from Story:

1. As Jesus enters Jerusalem, there is a large crowd waiting to hail him as king. But setting up a new earthly government was not what Jesus had in mind. His mission was not to bring Israel out of bondage of the Romans, but out from slavery to evil and sin.
2. Jesus clears the temple of the wicked traders in the Temple courtyard.

Who is the King?

The Bible tells us that Jesus is the King of kings. Who is the King in your life? Is it Jesus or someone else? Draw him/her in the box below.



Jesus vs. kings

Can you tell what is different or the same about Jesus from other kings?
Circle the answers that fit Jesus in today's bible lesson.

super rich	ride on colt	has authority	wears a crown
has many followers	serve others	can sleep anywhere	feasting everyday

Respond

Where is Jesus' throne in your life? Do you allow Him to reign as King or do you order Him to serve you?

Take some time to check if Jesus is the King in your lives..

1. Do you pray everyday? Yes Often Sometimes Never
2. Do you read the Bible? Yes Often Sometimes Never
3. Do you trust in Jesus' power? Yes Often Sometimes Never
4. I _____ when I feel sad or disappointed.
5. When I play or study, I remember Jesus' teachings.
 Yes Often Sometimes Never

Application

Though it's not easy letting Jesus take over your lives, it's worth the effort. Remember that if you let Jesus be on the throne in your lives, you will not get lost.

Prayer

Dear Jesus, please be my King and help me to treat you as a King. In Jesus' Name, Amen.

The Gospel Story Vol. 2

Lesson 24: JESUS AND NICODEMUS

Bible Truth: God did not send Jesus into the world to condemn us, but He sent Jesus into the world to save us from our sins because He loves us.

Objective: Thank God for loving you so much that He sent Jesus into the world to save you from your sins.

Bible Reference:

John 3:1-21

Memory verse: “For God so loved the world that he gave his one and only Son, that whoever believes in him shall not perish but have eternal life.”

John 3:16



Lessons from Story:

When Jesus encounters Nicodemus, he explains the true reason for His coming to the world. This is recorded for us in John 3:16 which says, “For God so loved the world that he gave his one and only Son, that whoever believes in him shall not perish but have eternal life.”

Match them up

Write down the correct numbers in the stars.

1. _____ came to visit Jesus at night.



born

2. Nicodemus believed that Jesus was sent by _____.



God

3. Jesus said to Nicodemus that in order to see the Kingdom of God, he has to be _____ again.



Nicodemus


4. For God so loved the world that He gave His one and only _____, that whoever believes in Him shall not die but have eternal life.



Son

Finding Jesus

Find your way to Jesus.



Respond

Colour the boxes of your answers.

God sent His only Son into the world for you and I .

I God's love.

Application

I can say thank you to God for loving me through

- prayer.
- songs.
- my attitude.
- loving others.

Prayer

Dear Lord, thank you for loving me so much even though I do not deserve it. In Jesus' name, Amen.

The Gospel Story Vol. 2


Lesson 25: THE LORD'S SUPPER

Bible Truth: Jesus calls us to imitate His example of loving and serving one another with a servant's heart.

Objective: Follow Jesus' example of serving others with a servant's heart.

Bible Reference:
Matthew 26:14-30; John 13:1-34

Memory verse:
"...Love one another. As I have loved you, so you must love one another." John 13:34



Lessons from Story:

1. Judas plots with the chief priests to betray Jesus.
2. Jesus washes the feet of His disciples. By doing so He gives us an example of the humble and servant spirit that must be adopted by all His followers.

At your service

Draw ONE service that others have given to you (choose your favorite one).

Example of services: Someone brings you a cup of ice water when you are thirsty. OR You dropped all your pens and pencils, someone helps you to pick them up.

A large empty rectangular box for drawing a service.

How do you serve others?

Colour the hearts RED beside the sentences that show a servant's heart for others, and color the hearts BLACK for the opposite.


- ♥ 1. It's dinner time, I just sit at the table waiting to eat.
I do not help.



- ♥ 2. I help my grandma carry the grocery bags.



- ♥ 3. Mother, I'm very thirsty. Bring me a cup of water now.



- ♥ 4. After school, the class was very dirty and untidy.
I helped to sweep the floor.



Respond

Jesus was the Son of God but He washed the feet of His disciples one by one. Are you willing to follow Jesus' example? Yes / No

Application

Have you ever tried doing something good for others? Make it a challenge for yourself this week to do something good. For example, pour water, serve rice, empty the waste paper basket for your family members.

- Yes, I will do it! I feel _____
- No, I don't want to do it. I feel _____

Prayer

Dear Jesus, teach me how to serve the others with a servant's heart.
In Jesus' name, Amen.

The Gospel Story Vol. 2

Lesson 26: THE PASSOVER MEAL AND ITS MEANING

Bible Truth: God makes a new covenant with us through the shedding of Jesus' blood to atone for our sins.

Objective: Understand why the shedding of Jesus' blood was able to take away your sins.

Bible Reference:

Mark 14:22-26; John 13:18-38

Memory verse:

"This is my blood of the covenant, which is poured out for many for the forgiveness of sins."

Matthew 26:28




Lessons from Story:

1. Jesus tells them He is going to be betrayed.
2. Jesus uses the Passover meal to illustrate what He is about to do. Jesus announces a New Covenant, where His death will be the final sacrifice made to pay and deliver all believers from sin.

What is Passover meal?

Identify all the items used during a Passover meal (Refer Identify #1). Draw them on the table and colour it.


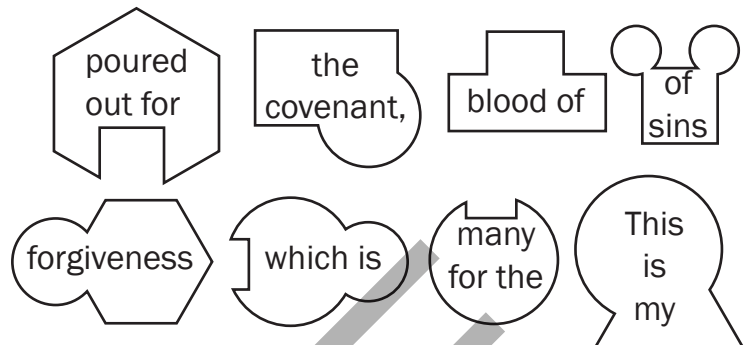


Identify #1

bread	meat
juice	ice
cup	wine

Identify #2

Identify the matching shapes and fill in the blanks.



Respond

Jesus was going to die and sacrifice himself like the Passover lamb. He did it so that God will pass over and forgive your sins. Today, you should be thankful for the shedding of Jesus' blood. Jesus did it all because of you, so that you do not have to die forever.

Application

Next time at the Communion Sunday Service, remember what Jesus did, pray to God a thankful prayer, and rejoice together with the other believers.

Prayer

Dear Jesus, now I understand the significance of your shedding of blood--that is to forgive me. Thank you Jesus. In Jesus' name, Amen.

The Gospel Story Vol. 2

Lesson 27: THE GARDEN OF GETHSEMANE

Bible Truth: No matter how difficult things may be, we are called to submit our will to God and follow Him.

Objective: Choose to follow God even when there is difficulty.

Bible Reference:
Mark 14:27-42, 47-56

Memory verse:
“Abba, Father,” he said, “everything is possible for you. Take this cup from me. Yet not what I will, but what You will.” Mark 14:36




Lessons from Story:


1. Jesus tells Peter that he will soon deny his Master. He said this so that later, Peter will be able to look back and repent.
2. Jesus knows the suffering He will soon undergo at the cross, but He submits to the will of His Father in heaven.

Following God

Sometimes it's difficult to follow God, but don't worry, just trust in Him and follow Him faithfully.



Colour the Picture and Give It a Title



Respond

Do you believe that God is the wisest?

If so, would you follow the plans He has for you?

Application

Create a "special watch reminder" for yourself: STOP, PRAY & THINK before you ACT. Is your action the will of God?

Example:



Material A (choose one):
Paper, artcard, cloth...

Use a material
that matches
Material A.

Prayer

Dear Jesus, help me to be a strong Christian always. In Jesus' Name, Amen.

The Gospel Story Vol. 2


Lesson 28: JESUS IS TRIED BY THE JEWS

Bible Truth: When people treat us badly, we are to follow Jesus' example and not respond to them in the same way.

Objective: Learn not to respond the same when you are treated badly by others.

Bible Reference:
Mark 14:53-72

Memory verse:
"Do not repay evil with evil or insult with insult, but with blessing..." 1 Peter 3:9a




Lessons from Story:

1. The trial of Jesus was not carried out with justice. The Jewish leaders put forward false witnesses who contradicted each other. In the end, they convicted Him for blasphemy.
2. But because they could not impose a death sentence on Jesus, they sent Him to the Roman Governor Pilate.

Hard times for Jesus

Color the correct answers to both picture below.



They accused Jesus ...

of stealing.

of blasphemy.

of killing the animals and flocks.



Before the rooster crows twice

the sun rises.

the rain drops.

Peter denied Jesus three times.

Respond

The Bible teaches all believers to do this when treated badly by others. Draw a line to connect the bible verse of the day. (1 Peter 3:9a)

Do thank evil evil rejoice

Savior. not repay with or insult

God with insult. with

blessing. heal but

Application

Pray for people in the world who face bad treatment or who are suffering or Pray for someone who treated you badly.

Prayer

Dear Lord, please help me to respond in the right way when someone treats me badly. In Jesus' name, Amen.

The Gospel Story Vol. 2

Lesson 29: JESUS STANDS BEFORE PILATE

Bible Truth: We must not be afraid to stand up for what is right even if the people around us do not agree with us.

Objective: Learn to stand up for what is right even when others think differently from you.

Bible Reference:

John 18:28-19:16; Matthew 27:24-26

Memory verse: “But even if you should suffer for what is right, you are blessed.” 1 Peter 3:14




Lessons from Story:

1. Pilate does not care about their religious rules. So in front of Pilate the chief priests quickly change the accusation against Jesus from blasphemy to dangerous political trouble-maker.
2. Pilate correctly judges that Jesus has not committed any crime. But he is afraid of the priests who threaten to cause a riot. He then agrees to sentence Jesus to crucifixion.

Who?

Connect the dots and colour.



Name of this person in the story

Declare it!

It is important to stand up for what is right in God's eyes. There's no need to be afraid because God is the ruler of everything! Decorate and colour the picture (ask teacher for a copy). You can do it!

**NO FEAR.
STAND UP FOR
THE TRUTH!**

Respond

If you are not sure what is right in God's eyes, what can you do?

- Read the Bible
- Attend Sunday School regularly
- Pray to God for wisdom
- Ask your parents
- Ask your Sunday School teachers
- Others _____

Application

Write ONE thing you should do when someone is asking you to do something wrong.

Prayer

Dear Lord, please give me strength to stand up for what is right. In Jesus' Name, Amen.

The Gospel Story Vol. 2

Lesson 30: THE CRUCIFIXION

Bible Truth: At the cross, Jesus asked for forgiveness for those who were responsible for his crucifixion.

Objective: Choose to forgive those who have hurt you.

Bible Reference:
Luke 23:26-43; John 19:24-27

Memory verse: “Forgive us our sins for we also forgive everyone who sins against us.” Luke 11:4




Lessons from Story:

1. Jesus is crucified. The priests and crowd mock Him. Two men are crucified next to Him. One mocks him, while the other asks for forgiveness. Jesus assures him of forgiveness.
2. Jesus gives final instructions to His disciple and to His mother.

Forgiveness

What you need: crayons, safety scissors, hole-punch, yarn, glue

Collect 3 heartshapes, and 3 artcards from your teacher. On each heartshape, write down the words (as shown in example). Then, glue onto an artcard. Make 2 hole punches on the top of the artcards and string the yarn through the holes.



On the cross

Jesus said something when He was hanging on the cross. What did he say?

: what
Ω : don't
@ : forgive
∞ : know

Jesus: " _____ @ _____ them, Father!
They _____ Ω _____ ∞ _____ # _____ they
are doing..."

Respond

Only if you want to follow Jesus then you pray the prayer below. Before you pray, try to fill in the blanks first. God bless you!

Your full name

Dear Lord Jesus, I am

I know I am not a perfect person, I have been

List 3 bad attitudes you have. Example: proud, greedy, selfish, hateful, violent, etc.

And I did many things that made you unhappy...

I...

- stole lied cheated gossiped hated someone
 argued yelled at my parents judged others was jealous
 _____ _____

Please forgive me of my wrong doings.

1st, 2nd or 3rd

I accept you as King in my heart and put you in my life.

In Your Name I pray, Amen.

The Gospel Story Vol. 2

Lesson 31: THE HOUR AFTER THE CRUCIFIXION

Bible Truth: In order to save us from our sins and to remove the barrier between us and God. Jesus had to suffer and be crucified on the cross.

Objective: Respond in love to Jesus as they realize how much suffering He went through in order to save them from their sins.

Bible Reference:

Matthew 27:45-61; John 19:30-37

Memory verse: "...by his wounds you have been healed." 1 Peter 2:24



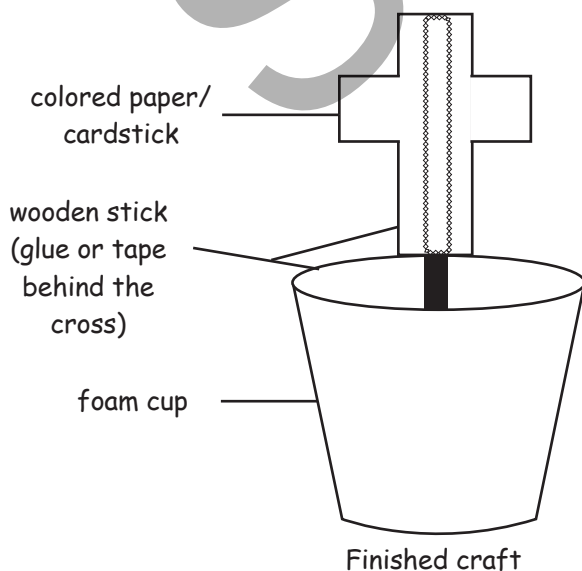
Lessons from Story:

Jesus is crucified. The priests and crowd mock Him. Two men are crucified next to Him. One mocks him, while the other asks for forgiveness. Jesus assures the second one of forgiveness.

Fresh reminder

Let's make a flower pot with the customised reminder of Jesus' sufferings on the cross for you and me. Materials needed: (per person) one foam cup, one stick, one A4 color paper.

Other materials: (recommended) glue, tape, pens, markers, crayons, scissors.



Cross:

Write 'Jesus' on the cross using marker pen or crayon.

Foam cup:

Write/draw/color the cup with words of thanksgiving to Jesus for His love for you.

Example:


Thank you Jesus. I love You.

Optional:

Put in some soil or sand into the foam cup to make it stand firm. Or plant flowers in the cup.

Think

In the heartshape, draw or write in details of two things that hurt you very much.



Respond

Below are the ways to respond in love to what Jesus did for you. Which ones are you able to offer to Jesus?

Sing songs to
praise Him

Behave myself

Help those in
need

Share with my
friends about
Jesus

Not doing things
that are bad

Application

Try to find a calendar at home, ask your teacher or parents when Good is Friday. Mark it and remember it for what Jesus did for you on that day.

Prayer

Pray to God and ask Him to help you to love Jesus more from now on.

The Gospel Story Vol. 2

Lesson 32: THE RESURRECTION


Bible Truth: God raised Jesus from the dead just as He promised in His Word.

Objective: Be encouraged to know that God has the power to fulfill all that He has promised in His Word.

Bible Reference:

Matthew 27:62-66; 28:1-10;
John 20:3-29

Memory verse: "God has raised this Jesus to life...." Acts 2:32



Lessons from Story:

1. The Jewish authorities request the Roman Governor to send a team of soldiers to seal and guard the tomb of Jesus. The team of soldiers would have prevented ordinary thieves or even the disciples from stealing the body of Jesus.
2. Jesus is raised from the dead on the third day after His crucifixion accompanied by a violent earthquake and the appearance of an angel.

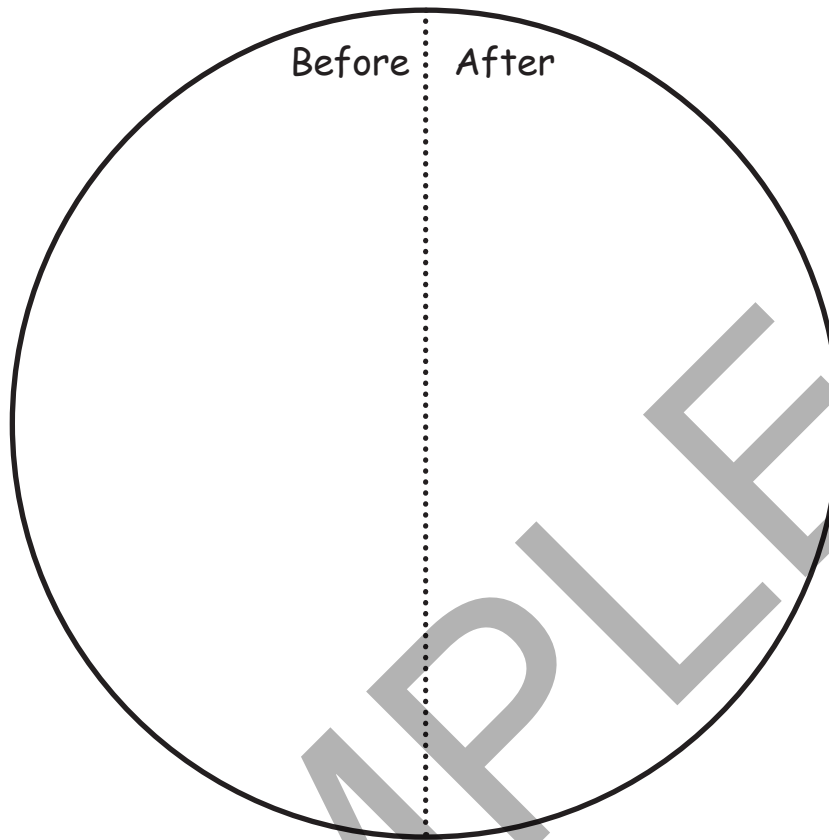
Jesus no longer in the tomb

Draw the music notes in correct sequence.

Diagram for a music sequence activity. It consists of two rows of musical notes. The first row has four notes with stems pointing up, each with a word in a black oval below it: "this", "God", "Jesus", and "to life". The second row has five notes with stems pointing down, each with a word in a black oval below it: "2 :", "32", "has", "raised", and "Acts".

What do you know?

In your own opinion, draw the scene before Jesus resurrected and the scene after Jesus was no longer in the tomb (could be things or people).



Respond

Do you believe that Jesus died and was resurrected? Why?

Yes I believe No, I don't believe I'm not sure.

Application

Learn to keep your promises just like God promised to raise Jesus from death.

Prayer

Dear God, thank you for Jesus and thank you for His resurrection. In Jesus' Name, Amen.

The Gospel Story Vol. 2

Lesson 33: THE LAST BREAKFAST

Bible Truth: God loves us so much that He does not give up on us even though we sin against Him.

Objective: Be assured that God loves you so much that He will always forgive you when you repent, no matter what you have done before.

Bible Reference:

John 21

Memory verse: “The Lord is compassionate and gracious, slow to anger, abounding in love.” Psalm 103:8

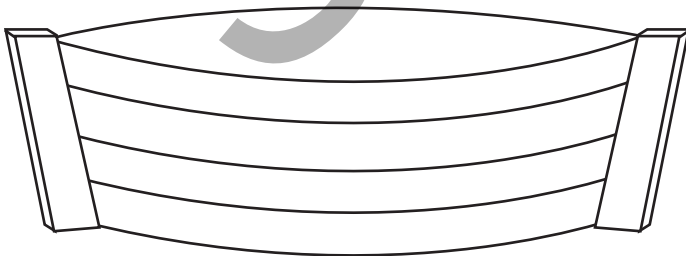


Lessons from Story:

1. Jesus lovingly restores Simon Peter as His disciple and the leader of His followers.
2. John explains the reason why he had recorded all the events.

A fantastic breakfast

Draw out the scene when Jesus went to help the disciples to catch fish.



Do you love me?

Put a tick in the box beside the picture of the sin you have. Draw a picture in the box of the sin you have committed and put a tick in the smaller box beside it

I lied.

I was rude to my friends.

I stole.

I was rude to my parents.

Respond

Do you think you deserve Jesus' love?

Application

Yes, Jesus will forgive you when you say sorry to Him. But remember also that Jesus does not give you permission to sin, and wants you to repent!

Prayer

Dear Lord, please help me to rely on you when I'm about to sin. In Jesus' Name, Amen.

The Gospel Story Vol. 2

Lesson 34: THE GREAT COMMISSION


Bible Truth: Jesus' last words to His disciples were to go out into the world and witness to what He has done and teach people to become His disciples.

Objective: Take to heart Jesus' command to witness to others about what Jesus has done for you.

Bible Reference:

Matthew 28:11-20; Luke 24:44-53;
Acts 1:10-11; Luke 1:1-4

Memory verse: "Therefore go and make disciples of all nations..."
Matthew 28:19-20



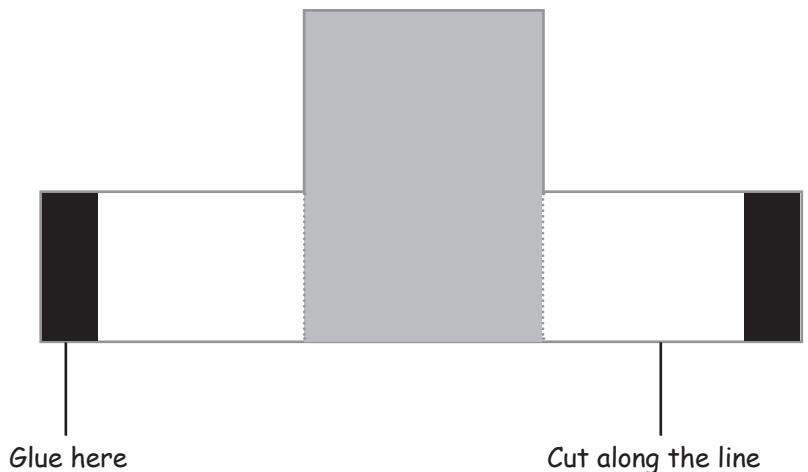
Lessons from Story:

1. The Jewish authorities bribe the Roman guards to spread a false report that the disciples had stolen the body of Jesus and proclaiming His resurrection.
2. Jesus gives His disciples the Great Commission. They are to take the Good News of God's salvation to the whole world to make disciples of anyone who believed.
3. Jesus tells them to wait for the coming of the Holy Spirit who will guide and empower them as they take His message to the whole world.

Your role


Characters: Jesus, Jesus' disciples, Jewish authorities, and guards.

Your role: choose one character from today's bible passage, draw the character's face in the gray box. Then, cut on the solid lines and glue or tape both ends together (black). Using it as a puppet, together with your teacher and other children, retell today's bible story.



Photostat, colour, cut and paste

Color the picture below, cut on the black lines, mix it and paste the puzzle together.



Respond

Do you tell others about Jesus? Yes... No...

Application

One of the many ways to tell others about Jesus' love is to help someone in their difficulties. Create a 'Sharing Jesus' love Voucher' similar to the example below (you can add more words), then give it to the person you would like to help.

✠ Sharing Jesus' Love Voucher ✠

To: _____

I'm willing to help you _____ to tell you that Jesus' loves you.

From _____


Prayer

Dear Lord, please remind me always to share with others about what you did for us. In Jesus' Name, Amen.


SAMPLE

SAMPLE


The Visual Bible Explorer Series




Genesis - In the Beginning




Moses and the Exodus




Joshua and the Judges




Kings and Prophets



The Gospel Story



Epic of the Apostles Vol.1



Epic of the Apostles Vol.2



Visit us at www.pristine-world.com
For inquiries e-mail us at
pristineworld@gmail.com