



Student Workbook for

Ages

11-12



Based on
The Children's Bible Explorer Series
Joshua and the Judges

SAMPLE

Student Activity Workbook

for Ages 11 - 12

Based on

The Children's Bible Explorer Series

Joshua and the Judges

Contents

Lesson 1	Joshua and the Spies of Jericho	2
Lesson 2	The Israelites Cross the Jordan	4
Lesson 3	Joshua and the Battle of Jericho	6
Lesson 4	The Battle of Ai	8
Lesson 5	Judges – Deborah Leads Israel	10
Lesson 6	Prophetess Deborah vs. Commander Sisera	12
Lesson 7	The Calling of Gideon	14
Lesson 8	Gideon and the Midianites	16
Lesson 9	Samson – An Unusual Birth and Wedding Story	18
Lesson 10	Samson vs. the Philistines	20
Lesson 11	Samson and Delilah	22
Lesson 12	Epilogue to Joshua and the Judges	24

Michelle Chan
Edited by Debbie Loh

Joshua and the Judges

Lesson 1: Joshua and the Spies of Jericho

Bible Truth:

God gives us His strength and presence to do His will.

Objective:

To learn that God is with us wherever we go.

Bible Reference:

Joshua 1: 1-10 & 2: 1-24

Memory Verse:

“Have I not commanded you? Be strong and courageous. Do not be terrified; do not be discouraged, for the LORD your God will be with you wherever you go.”
Joshua 1:9



Lessons from the Story:

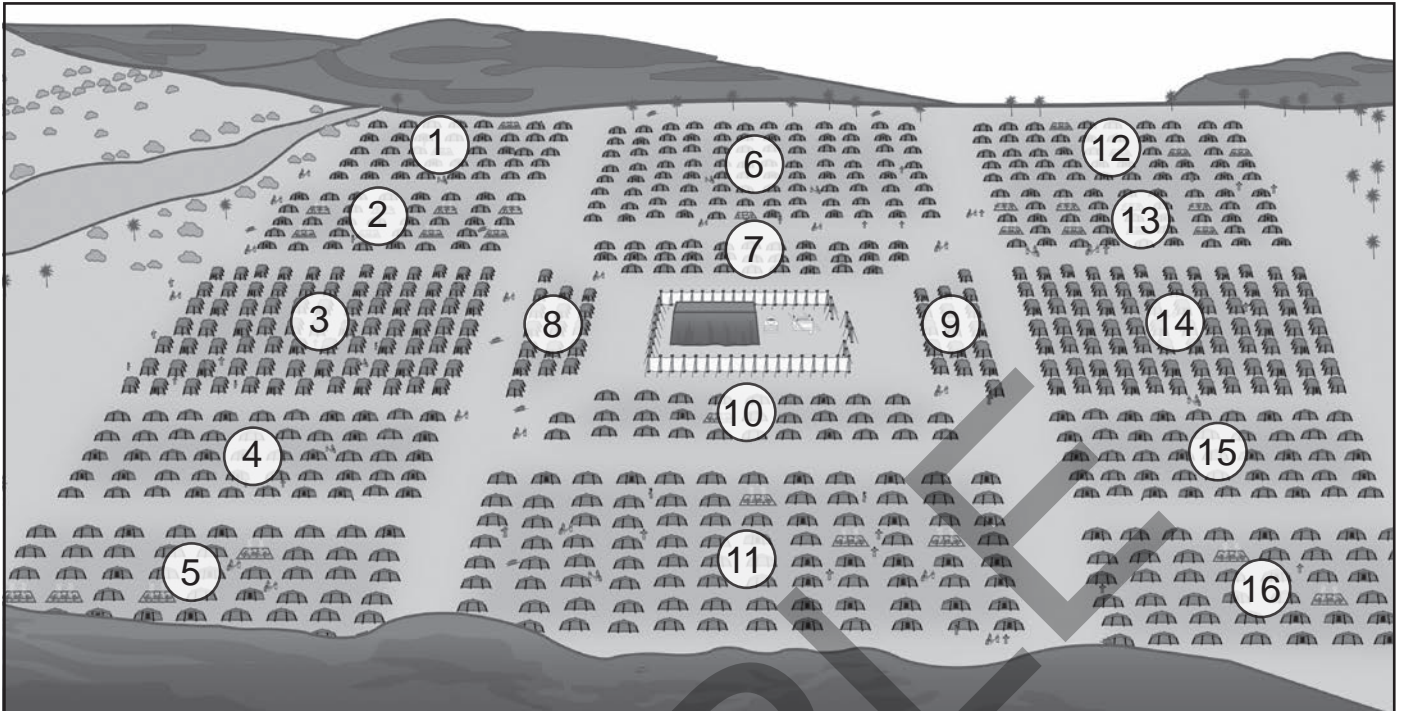
1. Joshua is the new leader of Israel and he is leading the people to the land God has promised to give them.
2. Joshua sends spies to Jericho, a town occupied by Israel's enemy.
3. In Jericho, the spies meet Rahab, a woman who chooses to obey Israel's God by protecting the spies and helping them escape to safety.

Know the story:

Find one mistake in each sentence and cross it out. Then write the correct word above it, if necessary. Not every sentence needs a correct word.

1. Joshua is the leader of the Jericho City.
2. Three spies were sent to scout the land around Jericho.
3. Rahab believed in the Israelites' God because she knew He had not parted the Red Sea.
4. The spies and Rahab agreed that she would be safe if she tied a blue cord at her window.

Refer to Numbers 2:3-34 and fill in the blanks in the picture below - name the tribes.



- | | |
|----------------|-----------------------------|
| 1. _____ | 9. Moses, Aaron and Priests |
| 2. _____ | 10. Kohathites |
| 3. _____ | 11. _____ |
| 4. _____ | 12. _____ |
| 5. _____ | 13. Issachar |
| 6. _____ | 14. Judah |
| 7. Merarites | 15. Zebulun |
| 8. Gershonites | 16. _____ |

Application:

The scarlet (red) rope saved Rahab and her family from death. In the same way, Jesus' blood is the only way to save us from the punishment of sin and eternal death.

Prayer:

Lord God, thank You for providing us the blood of Jesus to save us from sin and eternal death. Help to have faith like Rahab, by trusting in Jesus. Amen.

Joshua and the Judges

Lesson 2: The Israelites Cross the Jordan

Bible Truth:

Remembering what God has done in our lives helps to build our faith.

Objective:

To always remember the things God has done for us.

Bible Reference:

Joshua 3-4

Memory Verse:

“This is how you will know that the living God is among you.”
Joshua 3:10a



Lessons from the Story:

1. To get to Jericho, the Israelites must cross the river Jordan. They send the Ark of the Covenant (God's presence) in front of them and follow behind. When the Ark reaches the river, it stops flowing.
2. The Israelites cross the river safely and build a memorial to remember what God did for them that day.

Put the story in order:

Number the boxes 1 to 4 in the correct order.

The water stops flowing when the feet of the priests carrying the Ark touch the water.

The Ark of the Covenant starts the journey ahead of the people.

The people of Israel cross the Jordan, walking on dry ground.

Joshua gathers the people to listen to what God has to say about the crossing.

Activity:

Build a memorial together

Materials needed: Small, smooth stones – one for each student, permanent marker pens.

Everyone sits in a circle. Each child gets a stone. Write one thing you thank God for and write your name on the stone. When everyone is finished, go round the circle telling out loud what you are thankful for. Then come to the middle of the circle and arrange your stones together (like a pyramid) to make a memorial. Listen as your teacher explains why memorials are important. When class is over, take your stone home and put it where you can see it to praise God daily.

Prayer:

Dear God, help me never to forget how amazing You are. Thank You for _____ (your own answer) in my life. In Jesus' Name, Amen.

Joshua and the Judges

Lesson 3: Joshua and the battle of Jericho

Bible Truth:

When we obey and trust God, we bring blessing to other people.

Objective:

To learn about blessing others when we are obedient to God.

Bible Reference:

Joshua 6

Memory Verse:

“Trust in the LORD with all your heart and lean not on your own understanding; in all your ways acknowledge him, and he will make your paths straight.”
Proverbs 3:5



Lessons from the Story:

1. Although Joshua is the leader of the Israelites, he takes instructions from God. God is the real leader in the battle. The Israelites won because they obeyed God's instructions.
2. Rahab is a Canaanite from Jericho. She and her family are saved after she helps the Israelites. This shows God's mercy and grace to those who turn to Him.


Activity 1: Fill in the blanks

1. Joshua and his men were to march around the city _____ a day for _____ days.
2. When the priests gave one long blast on the rams' horns, the people had to _____ as loudly as they could.
3. No one could _____ until Joshua asked them to shout.
4. Only Rahab and those with her were saved because she _____ the spies.
5. Because Joshua _____ the Lord's commands, Israel was successful in their battle against Jericho.

Activity 2: Indoor Marching Game

This is a really fun activity! First, mark the path of your march route on the floor with masking tape. Using the stiff paper or card, cut out large shapes like circles, rectangles and squares. Scatter these along the march path some distance apart. Choose a march leader. Everyone else marches behind that person. When the leader comes to a shape, he or she must do an action (e.g. jumping jacks, hop on one foot) that the other marchers must follow. Do a different action at each shape. Take turns to be the leader.

Activity 3: Colour the picture



Application:

Think about the marching game you played earlier. Were some of the actions your leader chose, funny?

Think about God's instruction to the Israelites to march around the city walls for seven days before attacking. Do you think this was a strange instruction? Why not attack immediately?

Think about Rahab's obedience to tie the scarlet rope in her window. How did it bring blessing to the rest of her family?

Sometimes, God's instructions may seem strange to us, but He knows best. Our job is to trust and obey what He has told us to do.

Prayer:

Dear God, help me to trust and obey You even with it's hard and I don't know what will happen next. You are a faithful God and You know best. In Jesus' Name, Amen.

Joshua and the Judges

Lesson 4: The Battle of Ai

Bible Truth:

We need not be afraid when we confess our sins, because Jesus forgives and takes away our sin.

Objective:


Learn to confess our sins.

Bible Reference:

Joshua 7 - 8

Memory Verse:

"If we confess our sins, he is faithful and just and will forgive us our sins..." 1 John 1: 9



Lessons from the Story:

1. Achan's disobedience caused Israel's defeat. The punishment on Achan and his family should be a warning for us that we cannot hide our sins from God.
2. Joshua reminds the people to obey God's commands written down by Moses.

Activity 1:

What did Achan steal? Use the clues to figure out the words.

Clues:


1. Something to wear: _ _ b _

2. Money : _ _ l v _ _ _ h _ _ e l _

3. A precious metal: _ _ _ d

Find the hidden objects:

The objects at the bottom of the picture are "hidden" in the bigger picture above. Find and colour the hidden objects.



Application:

I can never / sometimes / always keep secrets from God.
(underline your answer)

How does knowing this change the way I behave?

Is there anything you need to ask God's forgiveness for?

_____ Tell a partner in class and pray together.

Prayer:

Lord God, thank you that You know everything about me. And yet, You accept me and love me, and forgive me whenever I confess my sin to You. Remind me of Your commands so that I won't sin against You. In Jesus' Name, Amen.

Joshua and the Judges

Lesson 5: Judges – Deborah Leads Israel

Bible Truth:

God is patient and merciful, but He also holds us accountable for our actions and thoughts.

Objective:

To not take God's grace for granted.

Bible Reference:

Judges 2: 10-19 and 4: 1-8

Memory Verse:

"The Lord is gracious and compassionate, slow to anger and rich in love" Psalm 145: 8



Lessons from the Story:

1. After Israel settled in the Promised Land, they became disobedient and God sent oppressors to punish them. However, God also sent judges to deliver the people.
2. Deborah was a judge who had courage and faith in God. Barak was a fearful man who would only lead the battle if Deborah went with him.

Activity 1:

Thank You God, for...

In this game, each student will have a chance to say aloud what he/she is thankful for! It can be anything – from the sunshine to your new pet. Sit in a circle and throw a ball to someone sitting opposite you. Whoever catches the ball must say aloud what they are thankful for. Make sure everyone has a chance! Being thankful helps us to be more joyful people!

Activity 2:


Complete the word puzzle.

Down:


1. Being grateful

Across:

1. God's favour
2. God's character of compassion
3. Being responsible or answerable



Frustrated! Imagine what it must be like for a leader like Deborah to lead the Israelites who often forget their God. In the speech bubble, write what you think Deborah might have said about the Israelites.



Respond:

God sent Deborah to help the Israelites return to Him and save them from their enemies, even though they took Him for granted and did a lot of wrong things. Besides Deborah, God also sent many other judges to save the Israelites. What words can you use to describe God?

Application:

In what ways am I taking God's grace for granted? How can I change?

Answer: _____

Prayer:

Dear God, I'm sorry that I might sometimes take Your love and grace for granted. Help me remember to have a thankful heart and show it to those around me by being patient, loving and kind to others. Amen.

Joshua and the Judges

Lesson 6: Prophetess Deborah vs. Commander Sisera

Bible Truth:

God has a plan for your life.

Objective:

Be part of God's plan by stepping out boldly.

Bible Reference:

Judges 4:10-23

Memory Verse:

"Many are the woes of the wicked, but the LORD's unfailing love surrounds the man who trusts in him." Psalm 32:10




Lessons from the Story:

Barak was afraid to lead the Israelites. But God still delivered the Israelites despite Barak's fears. However, the glory of victory did not go to him because he did not trust God fully.

Activity 1: Have you met a brave person, or have you been brave?

Draw and colour a picture in the box below to show what being brave is about. Then explain your picture to the class.



Now, discuss with a partner, briefly, how Deborah and Barak were different from each other. Then listen as your teacher tells the story of Deborah and Barak going to battle.

Circle: Which of these characteristics describe Deborah?

Faith in God

Fear

Courage

Doubt

Confidence

Makes excuses

Determined

Activity 2:

After listening to your teacher's explanation of courage, can you now draw a picture of what being brave means? How is your second picture different from the first?



Application:

We can share in God's glory and be part of His plans when we accept Jesus into our lives and obey Him (Romans 8:16-17). Will you do that today?

Prayer:

Dear God, thank You that You have a plan for my life. Give me courage like Deborah to be a part of Your plans. With Jesus in my life, help me trust You so that You can work out Your plans in my life. In Jesus' name, Amen.

Joshua and the Judges

Lesson 7: The Calling of Gideon

Bible Truth:

God uses unlikely people and gives them strength and wisdom.

Objective:

To learn that our obedience matters more to God than our strength or abilities.

Bible Reference:

Judges 6: 1-16

Memory Verse:

“But Lord,” Gideon asked, “how can I save Israel? My clan is the weakest in Manasseh, and I am the least in my family.” The LORD answered, “I will be with you...”
Judges 6:15 – 16a



Lessons from the Story:

1. God can choose ordinary people to do mighty things.
2. God called Gideon, the son of a farmer to lead an army. Gideon was not sure of God's calling and he asked three times for signs to confirm it.

Game:

Let's play "Simon Signs". This is an adaptation of the "Simon Says" game where players must only do the actions by the leader if the leader begins by saying "Simon Says". This time, no spoken words are used in this game. Instead, before playing, get everyone to agree on a signal that the leader must do before the actions. If the leader does not give this signal, the players must not do the following action. They must only do actions where the leader gives the signal beforehand.

Break the code: What did the angel call Gideon when they first met?
Use the code in the box below.



Code:

A	B	C	D	E	F	G	H	I	J	K	L	M
N	O	P	Q	R	S	T	U	V	W	X	Y	Z

Activity: Work with a partner. Discuss and write a list of things or responsibilities you were asked to do (e.g. be class monitor, look after younger siblings, plan something). Then tick the ones that you found easy to obey. Mark “X” next to those that were hard to do.

1. _____
2. _____
3. _____
4. _____

Application:

Think of one difficult thing you have to do this week. Tell your partner. Then say to each other: “You are God’s mighty hero!”

Prayer:
Lord, whatever the task before me, help me to be obedient for You can use an obedient heart. You are the one who gives me strength and success. In Jesus’ Name, Amen.

Joshua and the Judges

Lesson 8: Gideon and the Midianites

Bible Truth:

God is gracious when we doubt Him, but He wants us to learn to trust him fully.

Objective:

God wants you to know Him for yourself, and not because your parents asked you to.

Bible Reference:

Judges 7

Memory Verse:

"Taste and see that the LORD is good, blessed is the man who takes refuge in him." Psalm 34:8



Lessons from the Story:

1. After testing God three times, Gideon was finally sure that God had called him.
2. Under God's leading and protection, Gideon led an army to victory even though they were outnumbered.

Game: Faith, Trust, Walk

The objective of this game is to learn about listening and following God's voice, even when other voices are calling. You will need: two blindfolds, chairs arranged in the room like an obstacle course.

1. Split the class into two teams. Ask for one volunteer from each team. Blindfold the volunteer.
2. Each team must guide its volunteer from one end of the room to the other, through the obstacle course. They must only use their voices. Team members can walk alongside the volunteer and give directions. However, the opposing team can also try to trick the rival volunteer by giving false directions.
3. If the volunteer bumps into a chair, he/she must remove the blindfold and leave the game. A new volunteer must replace him/her.
4. The volunteer who reaches the end of the room first wins a point for their team.
5. The game continues with the next volunteer from each team. This goes on until a team reaches five points and wins the game.

Know the story:

1. Name one way Gideon reduced the size of his army. _____
2. _____ men left while _____ men remained.
3. What did the men use to hide their torches? _____
4. Circle the feelings you think Gideon had when he led his men against the Midianites. You can circle all if you think that's what he felt!

confidence / excitement / nervousness / fear / trust in God

Response

What do you think Gideon's level of trust in God was this round?

not trusting 1 2 3 4 5 very trusting

Circle one:

To be able to trust God and allow Him to work in my life, I must
know God personally / let my parents know Him.

Prayer:

Dear God, thank You for being patient with me. Help me to know You more so that I can learn to trust You fully. Work in my life so that I can understand Your Word, the Bible. Amen.

Joshua and the Judges

Lesson 9: Samson – An Unusual Birth and Wedding Story

Bible Truth:

We are set apart for God when we believe in Jesus Christ.

Objective:

To learn about holiness and being set apart.

Bible Reference:

Judges 13 & 14

Memory Verse:

“But you are a chosen generation, a royal priesthood, a holy nation, a people belonging to God, that you may declare the praises of him who called you out of darkness into his marvelous light.”

1 Peter 2:9



Lessons from the Story:

1. Samson was going to be a special person – a Nazarite - set apart for God.
2. God gave Samson great strength, but Samson disrespected and disobeyed God's laws.

Which isn't true?

Circle the answer that does NOT fit the story of Samson.

1. The birth of Samson was special because:
 - a. his mother was not able to give birth
 - b. Joshua said so
 - c. an angel foretold this
2. The angel of the Lord
 - a. first met Manoah's wife
 - b. went up in the fire
 - c. ate a goat
3. Things Samson wasn't supposed to do:
 - a. eat honey from the lion
 - b. cut his hair
 - c. kill the lion
4. The woman in Timnah
 - a. looked good to Samson
 - b. was a Philistine woman
 - c. was the right woman to be Samson's wife

Activity:

Draw and colour in the boxes below.

God is pleased when I....

God is not pleased when I

Application:

God is a holy God. We, His people, should also be holy. We should not take holiness lightly, like Samson did when he gave a riddle during his wedding party. Look how badly things turned out at the end. What can we learn from this story about Samson?

To live as a child of God, I must _____

Prayer:

Dear God, help me to understand Your holiness. Thank You that You provide me the strength and help to live in a way that is holy to You, if I turn to You for help. In Jesus' Name, Amen.

Joshua and the Judges

Lesson 10: Samson vs the Philistines

Bible Truth:

Our gifts and talents come from God.

Objective:

To learn about our potential and to use it for God.


Bible Reference:

Judges 15:1-20

Memory Verse:

“Look to the LORD and his strength; seek his face always.”

1 Chronicles 16:11



Lessons from the Story:

1. Samson had the gift of strength, which came from God. As long as he kept his Nazirite vow, God would give him this strength.
2. Samson took revenge on the Philistines for killing his wife using a donkey's jawbone. It was an unfortunate incident but God was starting His work to use Samson to free Israel from their Philistine oppressors.

Discuss:

Get a partner. Discuss and write down two lists. The first is a list of material gifts. The second is a list of non-material gifts, like talents or things which you are clever at doing. When everyone else in class is ready with their lists, take turns to present each list to the rest of the class.

P	I	R	A	N	X	E	N	A	F
H	S	T	R	O	N	G	A	N	I
I	K	A	E	I	I	O	R	D	S
L	T	L	B	L	N	D	Y	E	R
I	F	E	E	E	Y	Y	W	R	A
S	E	N	A	Z	I	R	I	T	E
T	G	T	R	O	O	E	F	O	L
I	N	S	I	R	L	D	E	N	I
N	U	T	L	R	J	D	L	U	N
E	O	Y	J	U	D	G	E	P	G
S	Q	D	F	Y	A	H	O	O	F

Activity: Word Search

Find these words.

Lion

Bear

God

Philistines

Judge

Wife

Israel

Strong

Talents

Nazirite

Who's got talent?

Play this guessing game. You'll need a white board, paper stars and Blu tac.



1. Teacher prepares paper stars and hands them out to each child.
2. Children write a gift or talent they think they have on one star.
3. Teacher sticks the stars with Blu tac up on a white board.
4. Everyone takes time to read what is written on the stars.
5. Then, the children take turns to write someone else's name next to each star on the board, based on who they think has that gift talent.
6. Discuss their guesses with the children's opinion of themselves – be positive and encouraging!

Discuss

In this story, do you think Samson used his great strength for God's glory or for his own purpose? Would it have been different if he lived fully for God?

Application:

Write down a gift / talent that you can use this week. _____

How will you use it to help others? _____

Prayer:

Dear God, thank You for blessing me with talents and gifts. Help me not to waste them but to use them for Your glory. In this way, may I bring blessing to other people. Amen.

Joshua and the Judges

Lesson 11: Samson and Delilah

Bible Truth:

When we forget God, we can become proud and fall into temptation easily.

Objective:

To learn about walking closely with God always so that we won't easily fall away.

Bible Reference:

Judges 16:4-31

Memory Verse:

Matthew 26: 41

"Watch and pray so that you will not fall into temptation. The spirit is willing but the body is weak."



Lessons from the Story:

1. Samson used his strength from God for his selfish pleasure. He became proud and thought he would always be strong, but his disobedience caused God to take away his strength.
2. Samson was captured by the Philistines, but after he repented and turned back to God, God gave him the final victory over the Philistines.

Game:

Throw away your sins!

Materials needed: paper crumpled into a ball, one per child. Masking tape to divide the room or play area into half. Divide the children into two teams and give each a paper ball. Each team stands on opposite ends of the room, divided by the masking tape. The paper balls represent sin, and the kids must throw these sins away to the opposite team. Both teams will thus be throwing paper balls, including those that land on their side, back and forth at each other. After about 30 seconds of throwing, the team that has the least number of balls on their side will be the winner. Switch the teams around and play again.

Activity: Colour the picture



Think:

Samson was special. He was a Nazirite, dedicated to God. But being special is not enough. He did not walk closely with God and soon forgot His instructions.

Discuss and answer:

1. What can you do to make sure you walk closely with God each day?

2. How does having friends and family who know God help you to remember to walk closely with God?

Prayer:

Dear God, help me to know You more through reading the Bible, prayer and fellowship with other Christians so that I can recognise sin and avoid it. Amen.

Joshua and the Judges

Lesson 12: Epilogue to Joshua and the Judges

Bible Truth:

Jesus is the perfect Saviour and Redeemer. His death on the cross makes it possible for our sins to be forgiven. Once we believe and surrender our lives to Jesus, we can come to God and be part of His great, big family. We will belong to God and live with Him forever.

Objective:

Revising key themes in Joshua and Judges and connecting them to Jesus as the Perfect Saviour and King.

Memory Verse:

“But thanks be to God! He gives us the victory through our Lord Jesus Christ.” 1 Corinthians 15:57



Overview of lessons/themes:

1. God gives deliverance and victory if we are faithful and obedient.
2. God gives grace and forgiveness even though we are sinners.
3. God guides and gives instructions.
4. God calls unlikely people to do His work.
5. Beware of pride and disobedience.
6. In the days of Judges, God used different judges to deliver His people. Later, God sent Jesus to save and deliver all those who believe and surrender their lives to Him.

Game:

Test your understanding of the books of Joshua and Judges

How well do you understand the book of Judges? Play this game to find out! First, gather in a circle. Your teacher will make a list of actions – e.g. do 10 jumping jacks, running on the spot, make a monkey face, waddle like a duck, act like a horse, etc. Each action will be written on a piece of paper and put inside a bag. Your teacher will also have a list of questions about the lessons you have learnt so far. She will pick one student to draw a piece of paper from the bag. This student will read the required action in the list aloud. Then the teacher will ask the question. If the student answers correctly, the rest of the class will have to do the action on the paper. If the student answers wrongly, he or she will have to perform the action alone.

Yes or No game:

You will need: small pieces of paper, tape, marker.

1. Teacher chooses from the main characters studied in this workbook – Joshua, Deborah, Rahab, Barak, Sisera, Gideon, Samson, Delilah.
2. Write one name on one piece of paper, so that every child will have one.
3. Stick a paper on every child's back, so that each child will not know who she/he got. Remind the others not to say the names out loud.
4. Students take turns to stand in front of the class. He/She turns around to let everyone see (but NOT say) who he/she is supposed to be.
5. That child has to ask Yes/No questions to figure out his/her character. (e.g. Am I a woman? Am I a good guy? Did I fight in a battle? Was I very strong? etc...)
6. The class answers yes or no until the child in front guesses correctly.

Respond

In Joshua and Judges, we've seen that God uses many different types of people to save His people. Later, God will give the world the ultimate Saviour. Who do you think this is? _____

Prayer:

In pairs, share what Jesus means to you. Then pray with your teacher, admitting the things you have done wrong and thanking Jesus for taking away your sins. Tell Him you want Him to be your Lord and Saviour.

Joshua and the Judges

Notes

SAMPLE