



Student Workbook for Ages

4-6



Based on
The Children's Bible Explorer Series
Joshua and the Judges

SAMPLE

Student Activity Workbook

for Ages 4 - 6

Based on

The Children's Bible Explorer Series

Joshua and the Judges

Contents

Lesson 1	Joshua and the Spies of Jericho	2
Lesson 2	The Israelites Cross the Jordan	4
Lesson 3	Joshua and the Battle of Jericho	6
Lesson 4	The Battle of Ai	8
Lesson 5	Judges – Deborah Leads Israel	10
Lesson 6	Prophetess Deborah vs. Commander Sisera	12
Lesson 7	The Calling of Gideon	14
Lesson 8	Gideon and the Midianites	16
Lesson 9	Samson – An Unusual Birth and Wedding Story	18
Lesson 10	Samson vs. the Philistines	20
Lesson 11	Samson and Delilah	22
Lesson 12	Epilogue to Joshua and the Judges	24

Olivia Cheah Jeng Yee
Edited by **Debbie Loh**

Joshua and the Judges

Lesson 1: Joshua and the Spies of Jericho

Bible Truth:

God is with us wherever we go. He gives us strength and we do not have to be afraid.

Objective:

Learn that God is with us always and will give us strength and courage.

Bible Reference:

Joshua 1:1-10; Joshua 2:1-24



Memory Verse:

“Be strong and courageous. Do not be afraid. God is with you wherever you go.” Joshua 1:9



Lessons from the Story:

1. Joshua is the new leader of Israel. He leads God's people into the Promised Land of Canaan.
2. God reminds Joshua to obey His commandments just like Moses.
3. God tells His people not be afraid because God is with them.
4. God will protect His people, but they have to obey all the instructions given through Moses.




Activity 1:
Help Joshua and the Israelites find their way to Canaan!

Discuss

What are the things that make you feel afraid? (e.g. animals, people, noises – like thunder, etc.) Tell your classmates. Then listen as they tell you what makes them afraid.

The promise

After hearing about what God had done through Moses and the Israelites, Rahab decided to help the spies. In the picture below, show how Rahab helped the spies escape by drawing the missing rope and the spies climbing down and then colour the picture.



Respond

What is ONE instruction from my parents that I will obey this week?

Prayer:

Dear God, thank You that You are with me everywhere and all the time. Thank you that I do not have to be afraid. Help me to obey Your Word. Amen.

Joshua and the Judges

Lesson 2: The Israelites Cross the Jordan

Bible Truth:

God goes before us to guide us.

Objective:

Always remember what God has done for us.

Bible Reference:

Joshua 3 - 4

Memory Verse:

"You shall know that the living God is among you." Joshua 3:10a



Lessons from the Story:

1. The Israelites had to cross the Jordan river to get to Jericho.
2. Led by the Ark of the Covenant, God stops the flow of the water so that all the Israelites can cross on dry land.
3. The Israelites build a memorial using stones, to remind people of the miracle God did for them.

What was the most difficult thing you did recently?

(E.g. learn to ride a bicycle, swim, sing in front of an audience, etc...)

Draw it here:

A large, empty rectangular box with a double-line border, intended for a child to draw their answer to the question above.

Do you think that God helped you through that task?

Did it help to pray and ask God for help?

Memorials (a way to remember an event)

Is there something God has done for you or your family recently?

(E.g. someone was sick and became better, or you got a new brother or sister.)

Is there something you can do to remember what God has done?

(E.g. memorial of stones, card, paint a picture, etc.)

Activity & Reflection

Materials needed:

Rocks/Stones/Pebbles (child's palm size),
paint and brushes or markers.

Optional – glitter, stickers, glue.



JOSHUA

Each of you are important to God.

Write your name on the stone and decorate it. Whenever you face a difficult situation, remember that God loves you and is there to help you.

Prayer:

Dear God, thank You for being there for me to help me along the way. May I remember to give You thanks and praise every day. Amen.

Joshua and the Judges

Lesson 3: Joshua and the Battle of Jericho

Bible Truth:

God knows best. We will be blessed when we trust Him.

Objective:

Learn to trust God and obey His commands.

Bible Reference:

Joshua 6

Memory Verse:

“Trust in the Lord with all your heart.” Proverbs 3: 5



Lessons from the Story:

1. God instructs Joshua to lead the Israelites to march around the city walls of Jericho.
2. Joshua follows God's orders and on the seventh day, the walls came down and the Israelites conquer Jericho.
3. God save Rahab and her family because she believes that God is real and helped to hide the spies that Joshua sent.

Draw the order in which the Israelites were told to march around the walls of Jericho. Who went first? Use alphabets to represent each group (e.g. J = Joshua, AG = Armed Guards, AC = Ark of the Covenant, P = Priests, RG = Rear Guards).

JERICHO

The March

How many times did the Israelites march around the city of Jericho?

On the last day, how many times did they march around the city?

Important Instruments

The priests carried 'trumpets' when they marched around the city walls of Jericho. Those 'trumpets' are also called 'Shofars'.

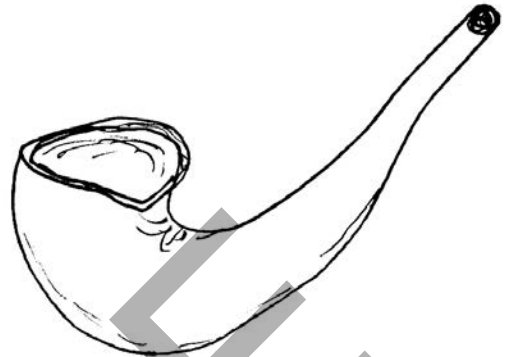
Make your own Shofar:

Materials needed: A4-sized brown card or thick paper, glue, cellophane tape
To decorate: Markers, stickers, glitter

Step 1: Roll the brown paper/card into a thin cone/ funnel shape. Tape to secure.

Step 2: Dent one end of the funnel to create a curve as shown in the picture.

Step 3: Decorate your shofar.



Respond

March around the room with your shofars and sing a song of praise to celebrate God's mighty deeds in your life.

(Sung to the tune of 'Here we go round the Mulberry Bush')

**Here we go round the Jericho Wall, Jericho Wall, Jericho Wall,
Here we go round the Jericho Wall,
Early in the morning.**

*This is the way we blow our horns (*Other verses)

*This is the way we quietly walk

*This is the way we shout out loud

*This is the way the walls fall down

Prayer:

Dear God, help me to trust that You know best and help me follow Your commandments. Thank you, Amen.

Joshua and the Judges

Lesson 4: The Battle of Ai

Bible Truth:

When we sin, it affects others.

Objective:


Learn that it is important to confess our sins and ask God for forgiveness.

Bible Reference:

Joshua 7 - 8


Memory Verse:

"If we confess our sins, He will forgive us." 1 John 1:9



Lessons from the Story:

1. Achan's disobedience caused the Israelites to lose the battle against Ai. Achan thought he could hide his sin, but he and his family were punished.
2. Joshua obeyed God's instructions given through Moses. He reminded the people of God's commandments and to always follow and obey them.



Activity: **What's Hiding?**

Sometimes we like to hide things. Can you find all the beavers in the picture? Circle and count each one!

TRUE or FALSE

1. Achan secretly kept some animals he took from Jericho. (True / False)
2. Achan hid the things he took in his cupboard. (True / False)
3. After Achan was punished, Israel fought against Ai and still lost. (True / False)

It is important to tell the truth and to obey God's instructions.

Respond

1. Is there something wrong you did this week that you need to tell God about?

2. Ask a friend or teacher to pray with you as you ask God for forgiveness.

3. What can you do to make things right? (E.g. If you told a lie to your parents, tell them the truth.)

Prayer:

Dear Lord Jesus, I am sorry for the wrong things I have done. Help me to always tell the truth and to do what is right. Amen.

Joshua and the Judges

Lesson 5: Judges – Deborah leads Israel

Bible Truth:

Following God's instructions can be difficult, but He knows best.

Objective:

Learn that God knows best and we are to trust Him and obey His commands.

Bible Reference:

Judges 4

Memory Verse:

"Some trust in chariots or horses.
But we trust in the Lord our God."
Psalm 20:7



Lessons from the Story:

1. Before Joshua die, he reminded the Israelites to always follow God's commandments given through Moses.
2. After Joshua died, God used judges (like Deborah) to lead His people. But the Israelites disobeyed God many times and were punished.
3. Deborah led the Israelites according to God's instructions and the nation was saved.

Discover!

Find and circle the letters that form the words

"TRUST"

and

"OBEY"

E	Y	L	E	G	T	E	U
D	F	P	S	J	L	S	D
S	M	T	I	U	H	P	T
P	H	D	R	J	M	P	F
O	S	R	Y	U	O	I	V
K	X	F	W	Q	S	U	R
V	A	O	B	E	Y	T	A
C	B	T	E	V	G	T	G

Trusting Leaders (Class Activity)

Materials needed: Blindfolds (long dark cloth), small objects (stone, book, cup, etc.)
Instructions:

Find a partner (pair up). One person is blindfolded. The 'blind person' must listen to his partner's instructions, to place the chosen object somewhere across the room in a box, under or on a table.

Everyone is to do it all at the same time. Once the blind person has successfully placed the object at the right place, the partner can exchange place and then be the one to give the instructions.

Discuss:

1) Was it easy to listen to your partner?

2) Could you trust your partner's instructions? Why? Why not?

3) How did you feel when you found the right place?

How can we be more like Deborah?

Circle the words you think show Deborah's character.



Brave

Fearful

Has faith

Did not believe

Trusted God

Respond

Which leader would you like to emulate – Deborah or Barak? Ask God to help you have courage and faith and to be brave.

Prayer:

Dear Lord Jesus, thank You for helping me when I am afraid. Help me to always trust You. Amen.

Joshua and the Judges

Lesson 6: Prophetess Deborah vs. Commander Sisera

Bible Truth:

God wants us to be a part of His plans.

Objective:


Learn to let God use us by being obedient.

Bible Reference:

Judges 4:8-23

Memory Verse:

“Arise! God has given Sisera to you!” Judges 4: 14b



Lessons from the Story:

1. God saved the Israelites again even though they turned from him.
2. God used ordinary people like Deborah and Barak to defeat Sisera and his army even though they had a bigger army and more weapons.
3. God will accomplish His plans even if we don't fully trust Him.

Let's catch Sisera – Obstacle course

Materials needed: Chairs, tables, boxes of different sizes, medium-sized doll, blindfold (or eye-sleep mask)

Instructions:

1. Teacher arranges the furniture and boxes around the room before children come in. For a young class, do not use too many obstacles. Place the doll (representing Sisera) in an area of the room where it CAN be seen.
2. Tell everyone that the objective of the game is to **find the doll/Sisera**.
3. Blindfold a child who volunteers.
4. The child must find his/her way through the obstacle course while the rest of the class shouts instructions to the 'blind-folded' person to guide him/her through the course to find the doll.
5. Take turns being blindfolded and completing the obstacle course.

Discuss the activity

How did it feel to be blindfolded? (Scared, nervous, worried, etc.)

Was it easy or difficult to find the doll?


Were your classmates' instructions helpful?

(Teacher's note: Remind the children that even though they may feel afraid because of obstacles, they can trust God to help. Help them understand that being blindfolded and relying on instructions given by those who could see is like trusting God.)

RESPOND

God loves His people and will carry out His plans. Will you help Him?

Write down the name or names of someone in the heart below, whom you think needs God's help today. Pray and ask God to help them be brave and to trust Him.



Prayer:

Dear Lord Jesus, thank You for loving me and using me in Your plans. Please help me to be brave and to do what is right. Amen.

Joshua and the Judges

Lesson 7: The Calling of Gideon

Bible Truth:

We may think we are weak but God looks for those who are obedient and gives them strength and success.

Objective:

Learn that God loves an obedient heart.

Bible Reference:

Judges 6

Memory Verse:

"Surely I will be with you, and you shall defeat the Midian its as one man." Judges 6:16



Lessons from the Story:

God chooses people whom we may not think are suitable. Gideon felt afraid and weak, but he was obedient, and God used him to defeat the Midianite army.

What's the Story?

Write the correct number in the box to show the order of the story of Gideon.

Gideon asks God for a sign.

The angel of the Lord appears to Gideon and tells him to lead Israel.

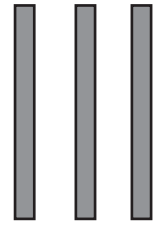
Gideon asks God for two more signs using fleece.

Gideon builds an altar to the Lord.

In the next lesson, we will see that Gideon and the Israelites did not use swords to defeat the Midianites. They only used torches and jars.

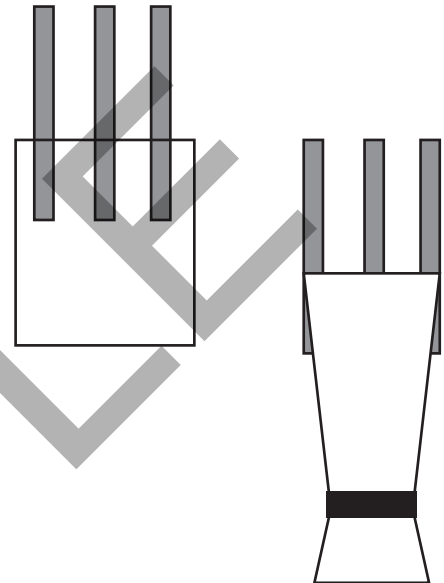
ACTIVITY – Make Torches

Materials needed: Wide transparent plastic bag, permanent marker, red/orange coloured paper, scissors, glue, cellophane tape.



Instructions:

1. Cut the coloured paper into strips.
2. Stick the strips of paper on the insides of the plastic bag.
3. Write your name on the end of the bag (near the opening).
4. Twist and secure the plastic bag with a string or cellophane tape on the bottom end. You can fasten this end to a stick or long wooden ruler. Your torch is ready!



The torch can help us remember that God will always be with us if we follow Him and do what He wants us to do.

Respond

Have you ever felt scared when asked to do something big, like Gideon?

What can you learn from Gideon's story?

Prayer:

Dear Lord Jesus, thank You for reminding me that You will guide me when I obey. Amen.

Joshua and the Judges

Lesson 8: Gideon and the Midianites

Bible Truth:

God is gracious even when we doubt Him. He will help us to believe and trust Him fully.

Objective:

Learn that we can experience and know God for ourselves (and not just from our teachers or parents).

Bible Reference:

Judges 7

Memory Verse:

"Taste and see that the Lord is good. Blessed is the man who takes refuge in him." Psalm 34:8



Lessons from the Story:

1. Even though Gideon doubted God (by asking God three times for a sign), God was gracious and provided Gideon with the assurance that he needed.
2. Gideon learned to trust God and obeyed immediately when God told him to reduce the number of his soldiers.

Activity: Instruments of battle

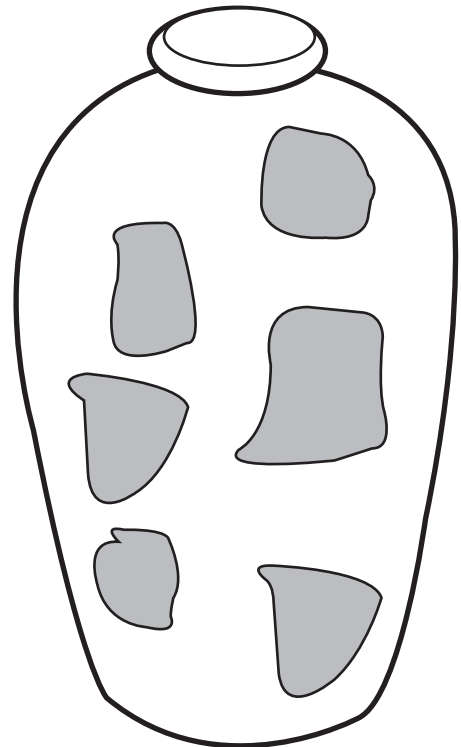
Last week, you made a torch. Gideon and his men also used 300 jars and 300 trumpets (ram's horns) to fight the Midianites.

Photocopy and enlarge the picture of the earthen jar.

To show how the jars were broken, use scraps of colored paper and glue them on the picture of the jar.

Picture taken from:

<http://www.mssscrafts.com/crafts/takeonejar/largejar.htm>



Circle the correct word in the verses below:

1. Judges 7:3 'Therefore tell the people, "whoever is timid or afraid may leave this mountain and go home."' So 22,000 of them went home, leaving only (10,000 / 20,000) who were willing to fight.'
2. Judges 7:6 'Only 300 of the men drank from their (CUPS / HANDS).'
3. Judges 7:22 'When the 300 Israelites blew their (FLUTES / TRUMPETS), the Lord caused the warriors in the camp to fight against each other with their swords.'

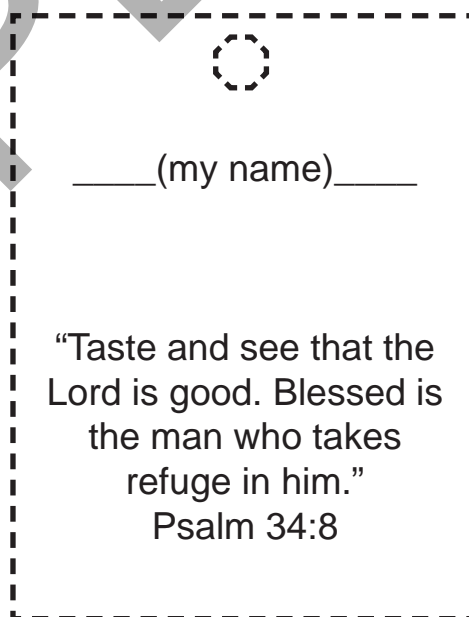
Respond

Gideon was a farmer, not a soldier. That's why he was scared at first to do what God asked him to do. But God uses the small and weak to do mighty things. We can learn from Gideon's story that if God asks us to do something, He will help us!

Write this week's memory verse on a card (see diagram) and write your name above it.

At the back of the bookmark, write down the words " I (name), AM SPECIAL!"

God will use us if we say Yes to Him!



_____ (my name) _____

"Taste and see that the Lord is good. Blessed is the man who takes refuge in him."
Psalm 34:8

Prayer:

Dear Lord Jesus, thank You for being with me all the time and for helping me when I need You. Amen.

Joshua and the Judges

Lesson 9: Samson – An Unusual Birth and Wedding Story

Bible Truth:

When we believe in Jesus, we are set apart for Him to do good works.

Objective:

Learn that God made each of us for a purpose.

Bible Reference:

Judges 13 & 14

Memory Verse:

“But you are a chosen people, a people belonging to God.”

1 Peter 2:9





Lessons from the Story:

1. Samson was a Nazirite who took a special vow (promise). This meant that he was set apart and dedicated for God's work. God used him as a judge over Israel.
2. Samson was not perfect and sometimes chose his own way rather than God's way.

The right picture? Circle the correct picture.

1. An ( / ) appeared to Manoah's wife.

2. As part of the Nazirite vow, Samson must never cut his ( / ).

3. Samson killed a ( / ) with his bare hands.

Colour & Paste

Colour the picture below. Give Samson his long hair by sticking pieces of black yarn or wool on his head.



Respond

God has a special plan for your life. Are you willing to let God use you?

Think of something simple you can do to bless a friend or your parents this week. Share with the class some ideas. _____

Prayer:

Dear Lord Jesus, please forgive me for the times I did foolish things. Help me to be a good example of one who follows Jesus. Amen.

Joshua and the Judges

Lesson 10: Samson vs. the Philistines

Bible Truth:

Our gifts and talents come from God. We can use them to bless others.

Objective:


Learn to use our gifts and talents for God's glory.

Bible Reference:

Judges 15:1-20

Memory Verse:

"Look to the Lord and his strength. Seek his face always."
1 Chronicles 16:11



Lessons from the Story:

1. Samson had a special gift from God – great strength. As long as he kept his vow not to cut his hair, he would always be very strong.
2. God used Samson to free the Israelites from the cruelty of the Philistines.

Discuss: GIFTS & TALENTS

What are you good at? For e.g. Music, Reading, Drawing, Colouring, Making Friends, Dancing, Singing, etc...

How can you help someone with what you are good at?

I can _____

Samson vs. the Philistines

Circle the pictures which show what Samson did to the Philistines and colour them.

1.



2.



3.



4.



5.



Respond

God has given us gifts and talents and has a special plan for each of us.

On a piece of card, write the name of a friend in class and the words "YOU ARE SPECIAL!"
Decorate it and give it to your friend.

____(your friend's name)____

YOU ARE SPECIAL!

Prayer:

Dear God, thank You that You have a special purpose for my life and that I am special. Amen.

Joshua and the Judges

Lesson 11: Samson and Delilah

Bible Truth:

When we fall into temptation, it is sin. God will help us when we turn to Him.

Objective:

Learn how to deal with temptation.

Bible Reference:

Judges 16:4-31

Memory Verse:

"Watch and pray so you do not fall into temptation." Matthew 26:41



Lessons from the Story:

1. Samson allowed himself to be tempted by the enemy, Delilah.
2. When Samson broke his Nazirite vow, God took away his great strength and Samson was punished by the Philistines.
3. Samson turned back to God and asked God for forgiveness and help. God gave him victory over the Philistines.

What is temptation?

It is wanting to have or do something that you know is wrong.

What are you tempted by? (E.g. things that you like but should not have, like eating sweets instead of your vegetables, video games instead of doing your homework, more toys when you already have a lot, etc...)

1. _____

2. _____

3. _____

Samson and Delilah

Samson knew his vow (promise) to God, but he sinned when he was tempted by Delilah and told her the secret of his strength.

Object lesson:

Materials required:

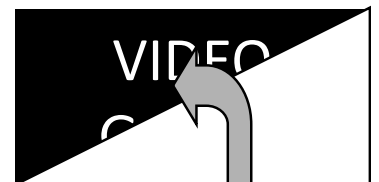
1. Black 'sugar' paper or black construction paper.
2. White ink pen or white chalk.
3. 'Blu tac'

Instructions:

1. Write down each of the 'temptations' that you listed down on previous page on small rectangular black pieces of paper (rectangle shape). Write one 'temptation' for each piece of paper.
2. Using 'blue tack', stick those black pieces of paper on a wall in a row.
3. When all the children have stuck up their papers, each child takes a walk along this 'wall of temptation'. As they pass by each 'temptation', turn from it by folding up each black paper (see 'video games' example).
4. The class teacher unfolds each paper and lets the next child take their turn.



VIDEO
GAMES



Prayer:

Dear Lord Jesus, please give me the strength to turn away when I am faced with temptations. Thank You for helping me to obey You. Amen.

Joshua and the Judges

Lesson 12: Epilogue to Joshua and the Judges

Bible Truth:

God used ordinary people to help His people. But later, He sent His only Son Jesus to be the Saviour of the world.

Objective:

Connecting themes in Judges and Joshua with Jesus as Saviour and Lord.

Memory Verse:

“Thanks be to God. We have victory in Jesus!”
1 Corinthians 15:57



Lessons from all Stories:

1. God helps and gives victory if we are faithful and obedient.
2. God forgives even though we are sinners.
3. God guides and gives instructions.
4. God calls unlikely people to do His work.
5. Beware of pride and disobedience.
6. In the days of Judges, God used different people to save Israel from their enemies. Later, God sent the perfect Saviour – Jesus Christ – to save us from our sins.

Let's REMEMBER...

Who is your favourite person from the stories of Joshua and the Judges? Draw him/her here and write his/her name:

Why do you like this person?


We can learn from ...

Write the answers. Then match the story with the correct picture.

They obeyed God's instructions to march around Jericho city for seven days. Who were they?



She was a brave woman who trusted God. Who was she?



He was scared but obeyed God. God helped him defeat the Midianites with only 300 men. Who was he? _____



He used his special gift to save the Israelites. Who was he?



Respond

In the books of Joshua and Judges, God used ordinary people to save the people of Israel. Later on, God sent Jesus as the Perfect Saviour to die on the cross to take away our sins and help us obey God.

Do you want to know Jesus more? Are you ready to let Him be Lord of your life? Ask your teacher or an adult to pray with you.

Prayer:

Dear Jesus, Thank You for dying on the cross for me. Thank You for loving me so much. Help me to follow You always. Amen.

Joshua and the Judges

Notes

SAMPLE