



# Student Workbook for Ages

9-10



Based on  
The Children's Bible Explorer Series  
**Joshua and the Judges**

SAMPLE

# **Student Activity Workbook**

## **for Ages 9 - 10**

### **Based on**

# **The Children's Bible Explorer Series**

## **Joshua and the Judges**

---

### **Contents**

Lesson 1	Joshua and the Spies of Jericho	2
Lesson 2	The Israelites Cross the Jordan	4
Lesson 3	Joshua and the Battle of Jericho	6
Lesson 4	The Battle of Ai	8
Lesson 5	Judges – Deborah Leads Israel	10
Lesson 6	Prophetess Deborah vs. Commander Sisera	12
Lesson 7	The Calling of Gideon	14
Lesson 8	Gideon and the Midianites	16
Lesson 9	Samson – An Unusual Birth and Wedding Story	18
Lesson 10	Samson vs. the Philistines	20
Lesson 11	Samson and Delilah	22
Lesson 12	Epilogue to Joshua and the Judges	24

**Miriam Loh**  
**Edited by Debbie Loh**

# Joshua and the Judges

## Lesson 1: Joshua and the Spies of Jericho

### Bible Truth:

God gives us strength and saves us if we trust Him.

### Objective:

To know that God is with us wherever we go. He asks us to be strong and courageous.

### Bible Reference:

Joshua 1: 1-10 & 2: 1-24

### Memory Verse:

“Be strong and courageous. Do not be afraid; do not be discouraged, for the LORD your God will be with you wherever you go.” Joshua 1: 9



### Lessons from the Story:

1. God tells Joshua that His commandments are to be obeyed if Israel is to be successful in taking over Jericho.
2. Rahab's faith in God saves her and her family from the Israelite attack later.

## **Know the story:**

**Find one mistake in each sentence and cross it out. Then write the correct word above it, if necessary. Not every sentence needs a correct word.**

1. Joshua is the leader of the Jericho City.
2. Three spies were sent to scout the land around Jericho.
3. Rahab believed in the Israelites' God because she knew He had not parted the Red Sea.
4. The spies and Rahab agreed that she would be safe if she tied a blue cord at her window.

## Find the window:

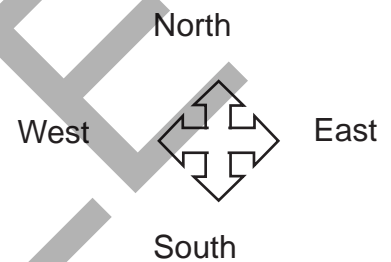
Follow the directions to help the spies find Rahab's window. Colour the window red to represent the red cord Rahab tied to her window.

### Directions

1. Start at E3.
2. Go two squares West.
3. Go two squares North.
4. Go one square East.
5. Go one square North.
6. Go two squares East.
7. Go one square North.
8. Go two squares East.
9. Go one square South – you've found Rahab's window!

A			🏠			
B	🏠				🏠	🏠
C			🏠		🏠	
D		🏠		🏠		
E			🏠		🏠	
	1	2	3	4	5	6

Rahab's window is



## Connecting ideas to life

Name two things that are red in colour. 1. \_\_\_\_\_ 2. \_\_\_\_\_  
Is it important they are red? Talk about why they are red instead of another colour.

### Think about it:

Now think about the red cord Rahab tied to her window so that she and her family would be saved. Write out some ideas about the red cord and the blood of Jesus.

Tying the red cord to her window meant that Rahab and those with her will be \_\_\_\_\_.

Rahab made a \_\_\_\_\_ with the spies.

I know the blood of Jesus \_\_\_\_\_ me.

To be saved by the blood of Jesus I must enter into \_\_\_\_\_ with God.

### Prayer:

Dear God, thank You for giving us strength and courage when we might feel weak and afraid. I want to be like Rahab in the way she believed in You and trusted You. Teach me, Lord. Amen.

# Joshua and the Judges

## Lesson 2: The Israelites Cross the Jordan

### **Bible Truth:**

Memorials are important to help us see God's work in our lives.

### **Objective:**

To remember the things God has done.

### **Bible Reference:**

Joshua 3-4

### **Memory Verse:**

"This is how you will know that the living God is among you."

Joshua 3:10a



### **Lessons from the Story:**

1. God leads the Israelites with the Ark of the Covenant at the head of their journey.
2. God stops the flow of the Jordan river to let the Israelites cross safely.
3. Joshua is told to build a memorial to remember that miracle.

## **Put the story in order:**

**Number the boxes 1 to 4 in the correct order**

1. The water stops flowing when the feet of the priests carrying the Ark touch the water.
2. The Ark of the Covenant starts the journey ahead of the people.
3. The people of Israel cross the Jordan, walking on dry ground.
4. Joshua gathers the people to listen to what God has to say about the crossing.

## **Game: Cross the river!**

**Materials needed: Three rectangles of newspaper folded into A5 sizes (half an A4). For a very big class, use five rectangles.**

1. Have the class agree on an imaginary 'river' on the floor. Or demarcate the river on the floor by drawing with chalk or masking tape.

2. Children gather on one side of the 'river bank'. They have to cross the river, only two at a time, by stepping on the newspaper rectangles. Anyone who 'falls' into the river will have to sit out of the game.
3. Give the children a few minutes to figure out the crossing by themselves (see Teacher's Guide book for solution). If they can't, the teacher steps in to help.

### **Reflect**

Was it difficult to think of a way to cross the river two at a time?

The Israelites had God's help to cross the river.

How would you feel if you were one of the Israelites that day?

Would you feel amazed at the water flowing back for you to cross on dry ground?

### **Respond: Build a memorial**

You will need: A few pebbles for each child (about the size of half your palm), coloured permanent markers. Optional: stickers, glitter, glue.

1. Distribute the pebbles.
2. The children write their names on the pebbles and decorate them.
3. Have the children sit in a circle.
4. The children take turns to come to the centre of the circle to stack their pebbles one by one. As each child puts down their pebble, he/she says something they are thankful to God for (i.e. helping me remember what I studied for my exams, giving me wonderful parents, helping a sick grandparent feel better, etc.).
5. Each child takes home their pebble after class. Place it in an area where you can see it often and use it as a reminder to praise and thank God daily.

### **Prayer:**

Dear God, thank You for all the things You've done for me, like (your own answer) \_\_\_\_\_. Help me to always remember You and to thank and praise You. Amen.

# Joshua and the Judges

## Lesson 3: Joshua and the Battle of Jericho

### Bible Truth:

Our obedience and faith can bring blessing to others.

### Objective:

Learn about bringing blessing to others.

### Bible Reference:

Joshua 6

### Memory Verse:

“Trust in the LORD with all your heart and lean not on your own understanding” Proverbs 3:5



### Lessons from the Story:

1. Joshua, the leader of the Israelites, follows God's instructions closely and Israel is successful in battle.
2. Rahab the Canaanite and her family are spared from death. This shows God's grace and mercy to those who choose Him.

## Fill in the blanks

1. Joshua and his men were to march around the city \_\_\_\_\_ a day for \_\_\_\_\_ days.
2. When the priests give one long blast on the rams' horn, the people had to \_\_\_\_\_ as loudly as they could.
3. No one could \_\_\_\_\_ until Joshua asked them to shout.
4. Only Rahab and those with her were saved because she \_\_\_\_\_ the spies.
5. Because Joshua \_\_\_\_\_ the Lord's commands, Israel was successful in their battle against Jericho.

## Game:

“Do What I Say, Not What You See”.

Listen carefully to your teacher. Your teacher may say one thing but do something different. Do only the things your teacher SAYS, not what she or he does.

After a few rounds, children can take turns to be leader. The other children must only do what the leader SAYS, not what they see the leader do.

### Talk about it

Discuss the game you just played.

Did your leader/s give easy or hard instructions? Or was there a mix?

---

---

---

What are some things in real life that you see others do (e.g. friends using bad language) which your parents or teachers have told you not to follow?

---

---

---

What are some situations in real life that when instructions are followed, other people benefit, or are blessed, or kept safe, or are happy?

---

---

---

Why do you think Joshua was successful in the end?

---

---

---

### Prayer:

Dear God, sometimes doing the right thing is very hard. Be with me and help me to obey and trust Your Word so that I may also be a blessing to others like Joshua and Rahab. Amen.

# Joshua and the Judges

## Lesson 4: The Battle of Ai

### Bible Truth:

There will be more problems if we hide our sins.

### Objective:


To learn that it is important to confess our sins and that we have forgiveness from Jesus.

### Bible Reference:

Joshua 7 - 8

### Memory Verse:

'If we confess our sins, he is faithful and just and will forgive us our sins...' 1 John 1: 9



### Lessons from the Story:

1. Israel lost the battle the first time because of Achan's disobedience. His sin affects not only himself but his family.
2. The punishment of Achan and his family is a warning that we cannot hide our sin from God because He sees everything.

## What did Achan steal?

Use the clues to figure out the words. Then find all the words in the puzzle.

Clues:

1. Something to wear: \_ \_ \_ \_ \_
2. Money : \_ \_ \_ \_ \_
3. A bar of precious metal: \_ \_ \_ \_ \_

r	s	a	c	d	h	e	v	s	l	d	t	p
f	e	e	g	e	s	o	w	h	t	y	n	l
z	g	w	b	h	n	a	m	e	m	i	g	k
w	m	o	x	b	i	f	j	k	d	h	d	g
w	r	t	l	s	i	l	v	e	r	g	c	h
d	n	u	o	d	g	s	c	l	d	a	e	e
i	l	v	g	s	z	e	x	s	t	r	u	o

## Remembering:

After Israel defeated Ai, Joshua built an altar and copied the instructions God had given Moses on to the stones to remind the Israelites about God's laws. Make a list of five actions you should remind yourself about (help with tidying up, say 'please' and 'thank you', hug your parents everyday, help set the table for dinner, etc.). Put this list where you'll see it everyday.

Materials - Thick paper /manila card, hole puncher, ribbon or wool, markers, crayons, colour pens or pencils, or stickers to decorate.



## Respond

1. I can never / sometimes / always keep secrets from God.  
(underline your answer)
2. When I do something wrong and sin, I don't need to be afraid to admit what I have done because Jesus \_\_\_\_\_  
\_\_\_\_\_  
\_\_\_\_\_.

## Prayer:

Dear God, thank You for Jesus who has forgiven my sins. I don't need to fear. Remind me always of Your Word and instructions. Amen.

# Joshua and the Judges

## Lesson 5: Judges – Deborah leads Israel

### Bible Truth:

God our Heavenly Father is loving and merciful even though we sin repeatedly.

### Objective:

To not take God's grace for granted.

### Bible Reference:

Judges 2: 10-19 & 4: 1-8

### Memory Verse:

"The Lord is gracious and compassionate, slow to anger and rich in love" Psalm 145: 8



### Lessons from the Story:

Israel turns away from God repeatedly. Each time, God punishes Israel by sending different cruel enemies to oppress the Israelites. But He also always sends a judge to save the people.

## Tell your teacher

What do you think 'taking something for granted' might mean? Talk about it. Then draw or write down some things/people in your life you think you might take for granted (e.g. parents, toys, going to school, siblings, etc.).

Now, think of someone who has done a lot for you and loves you. Make them a card to say 'Thank You' for being who they are and how much you appreciate having them in your life.

Materials : Paper, crayons/ markers/colour pencils, stickers.

**Frustrated!** Imagine what it must be like for a judge or leader like Deborah to lead the Israelites who often forget their God. Draw Deborah, her expression, and the things around her. What might she be thinking of?



**Respond:**

God sent Deborah to help the Israelites return to Him and save them from their enemies, even though they took Him for granted and did a lot of wrong things . Besides Deborah, God also sent many other judges to save the Israelites. What words can you use to describe God?

**The God I worship is** \_\_\_\_\_

\_\_\_\_\_

**Prayer:**

Dear God, I'm sorry that I might sometimes take Your love and grace for granted. Help me remember to have a thankful heart and show it by being patient, loving and kind to others. Amen.

# Joshua and the Judges

## Lesson 6: Prophetess Deborah vs. Commander Sisera

### Bible Truth:

God works through people to accomplish His plans.

### Objective:

To know that God wants us to be part of His plans.

### Bible Reference:

Judges 4:8-23

### Memory Verse:

“Many are the woes of the wicked, but the Lord’s unfailing love surrounds the man who trusts in him.” Psalm 32:10



### Lessons from the Story:

Barak was fearful and did not fully trust God. In contrast, Deborah was a brave woman. Even though Barak was weak, God still accomplished His plan to save Israel. But Barak could not share in the glory of success because of his fear.

**Match:** Which of these characteristics describe Deborah?

Deborah

Faith in God

Fear

Doubt

Courage

**Time for Action:** Capture Sisera! - Obstacle Course

Materials - chairs/ tables/ boxes to create obstacles, a doll to represent Sisera, a blindfold.

Instructions -

1. Arrange chairs/tables/boxes to create obstacles around the class.
2. Place Sisera doll somewhere within reach (not hidden).
3. Get a volunteer to be blindfolded and to ‘capture’ Sisera.
4. The rest of the class shouts out directions to help lead the blindfolded person to Sisera.
5. Take turns being blindfolded to find Sisera. Put the doll in a different place.

## Talk about the game.

How did you feel when you were blindfolded (excited, anxious, scared etc.)?

How hard was it to trust the directions you heard? Circle a number on the scale:

**very hard**

1

2

3

4

5

6

**very easy**

7

Why was it hard or easy?

Barak was told God would give the enemies to him. How should he have responded when Deborah told him to go after Sisera?

## Respond

What do you want to be when you grow up? Draw.



How might this future job glorify God?  
How can He use you in His plans?

---

---

Are there things you can already do now to start preparing for that job? What are they?

---

---

Get a friend and pray for each other.  
Pray about what your friend wants to be when he/she grows up.

### **Prayer:**

Dear God, thank You for including me in Your plans. Give me the courage to be part of Your plans. Help me to trust You completely so that You can work through me.

# Joshua and the Judges

## Lesson 7: The Calling of Gideon

### Bible Truth:

Our obedience to God is more important than great strength.

### Objective:

To know that God loves an obedient heart.

### Bible Reference:

Judges 6

### Memory Verse:

“But Lord,” Gideon asked, “how can I save Israel? My clan is the weakest in Manasseh, and I am the least in my family.” The Lord answered, “I will be with you.....”

Judges 6:15-16





### Lessons from the Story:

1. God can use you even if you think you aren't good enough, like Gideon.
2. Gideon asked God for three signs to be sure of his calling.

### **Activity:**

Put the story in order by numbering the pictures 1 - 4. Then tell the story in your own words to a friend in class.



## Discuss.

Have you ever been given a big responsibility? (e.g. asked to be class monitor, to look after your younger siblings, given a chance to plan something.)

How did you feel being given this responsibility?

What helped you to be successful?

**Break the code:** What did the angel call Gideon when they first met?  
Use the code in the box below.



Code:

A	B	C	D	E	F	G	H	I	J	K	L	M
N	O	P	Q	R	S	T	U	V	W	X	Y	Z

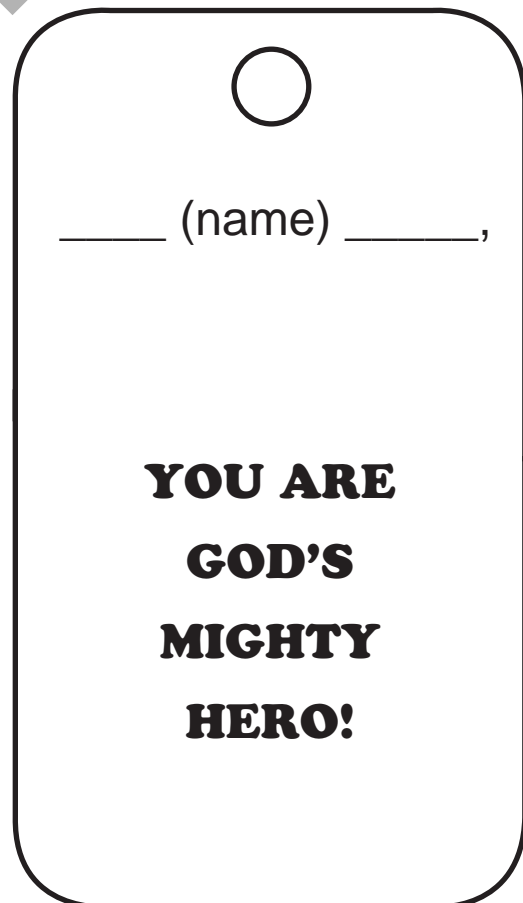
## Respond

Tell a friend in class  
"You are God's Mighty Hero!"  
Make him/her a bookmark  
that will remind him/her.

Materials: Thick paper or card,  
yarn or ribbon, hole puncher

### Prayer:

Dear God, thank You that You  
give us strength and ensure  
our success. We don't have to  
be strong or big, but You just  
want us to be obedient.  
Help me be obedient, Lord.  
Amen.



# Joshua and the Judges

## Lesson 8: Gideon and the Midianites

### **Bible Truth:**

God wants us to know Him.

### **Objective:**

To know that we can experience God personally.

### **Bible Reference:**

Judges 7

### **Memory Verse:**

"Taste and see that the LORD is good; blessed is the one who takes refuge in him." Psalm 34: 8



### **Lessons from the Story:**

1. Gideon is learning to trust God more and more. Unlike before, he now obeys without question when God asks him to reduce the number of his soldiers.
2. With God's guidance and protection Gideon is successful even though his army has less people.


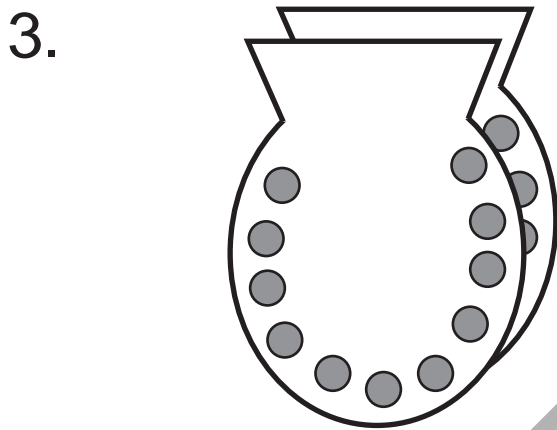
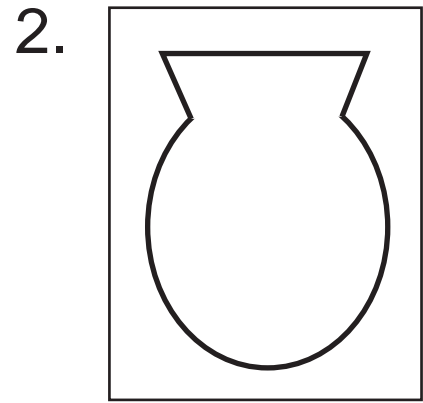
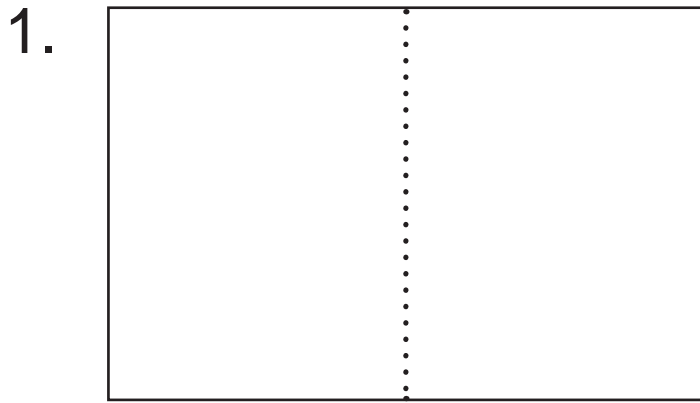
## **Know the story**

1. Name one way Gideon reduced the size of his army. \_\_\_\_\_
2. \_\_\_\_\_ men left while \_\_\_\_\_ men remained.
3. What was used to hide the torches the men used? \_\_\_\_\_
4. Circle the feelings you think Gideon had when he led his men against the Midianites. You can circle all if you think that's what he felt! Confidence / excitement / nervousness / fear / trust in God.

**Craft:** Make a remembrance jar of God's light in your life. (See next page)

**Materials:** Card, markers, stickers and crayons to decorate, hole puncher, yarn or shoe laces.

1. Fold the sheet of card paper about the size of two of these pages (A3).
2. Draw an outline of a jar as shown.
3. Cut out the jar shape, then punch holes along the sides as shown. You should have two outlines of the jar to tie together. Thread the yarn through the holes, leaving an opening at the top. Write the memory verse on the jar and decorate it.
4. Everyday this month, write on another paper something which God has challenged you with. Place the note in the jar. At the end of the month, 'break' the jar open (by taking out the papers) and reading the things you wrote. Think about your walk with God.



## Response

What do you think Gideon's level of trust in God was this time around?

not trusting   1   2   3   4   5   very trusting

### Circle one:

To be able to fully trust God and allow Him to work in my life, I must have  
***a direct personal friendship / my parents' friendship*** with Him.

### Prayer:

Dear God, show me how to fully trust You even though it might be hard. Help me grow closer to You, Lord, that I might experience the trust Gideon had in You. Amen.

# Joshua and the Judges

## Lesson 9: Samson – An Unusual Birth and Wedding Story

### Bible Truth:

God is holy and His people must be holy, too.

### Objective:

Learn about God's holiness and that we are different from others when we follow God.

### Bible Reference:

Judges 13 & 14

### Memory Verse:

"You are a chosen people, a royal priesthood, a holy nation, God's special possession, that you may declare the praises of him who called you out of darkness into his wonderful light." 1 Peter 2:9



### Lessons from the Story:

1. Samson was a special person called a Nazirite because he was set apart for God (dedicated to God).
2. God gave Samson great strength under certain conditions, but Samson was disobedient.

## Which isn't true?

Circle the answer that does NOT fit the story of Samson.

1. The birth of Samson was special because:
  - a. his mother was not able to give birth
  - b. Joshua said so
  - c. an angel foretold this
2. The angel of the Lord
  - a. first met Manoah
  - b. went up in the smoke
  - c. ate a goat
3. Things Samson wasn't supposed to do:
  - a. eat honey from the lion
  - b. cut his hair
  - c. kill the lion
4. The woman an in Timnah
  - a. looked good to Samson
  - b. was a Philistine woman
  - c. was the right woman to be Samson's wife

## Think and write

Being dedicated to God means that we are chosen by Him. This means there are some things we should not do, like Samson.

What are some things you know you should not do?

Think about your answer than quickly run to the board and write it down. (Teacher should have enough markers available.)

## “You are God’s chosen!”

Make a bookmark with this week’s memory verse. Decorate it and give it to someone else in your class.

**Materials:** Thick paper or card, marker pens, colour pencils.

### Instructions:

1. Cut out a shape of how you’d like your bookmark to be.
2. Write your friend’s name on one side and the verse on the other.
3. Decorate.
4. When you give it to your friend say “You are God’s chosen!”

## Respond

Jesus died to forgive my sins and I am now a child of God. As God’s child, I am \_\_\_\_\_.

To live like a child of God, I must \_\_\_\_\_.

## Prayer:

Dear God, thank You for choosing me to be Your child. Help me learn what it means to be dedicated to You and how to live everyday. Amen.

# Joshua and the Judges

## Lesson 10: Samson vs. the Philistines

### Bible Truth:

Our gifts and talents come from God.

### Objective:

To learn about our potential and to use it for God.


### Bible Reference:

Judges 15:1-20

### Memory Verse:

“Look to the LORD and his strength; seek his face always.”

1 Chronicles 16:11



### Lessons from the Story:

1. Samson had the gift of strength, which came from God. As long as he kept his Nazirite vow, God would give him this strength.
2. Samson took revenge on the Philistines for killing his wife using a donkey's jawbone. It was an unfortunate incident but God was starting His work to use Samson to free Israel from their Philistine oppressors.

## Scrambled letters


Unscramble the letters for the correct answer.

1. Samson went to \_\_\_\_\_ (hanimT), to look for the woman he was to have married.
2. Angry Samson destroyed the Philistines' \_\_\_\_\_ (dineyarvs).
3. After taking revenge on the Philistines, Samson stayed in a \_\_\_\_\_ (vace) in Etam.
4. The people of \_\_\_\_\_ (huadJ) turned Samson over to the Philistines.
5. Samson used a donkey's \_\_\_\_\_ (bawonej) to kill a thousand men .

## Who's got talent?

Play this guessing game. You'll need - a white board, paper stars.

1. Teacher prepares paper stars and hands them out to each child.
2. Children write a gift or talent they think they have on one star.
3. Teacher sticks the stars up on a white board.
4. Everyone takes time to read what is written on the stars.
5. Then, the children take turns writing someone else's name next to each star on the board, based on who they think has that gift or talent.
6. Discuss their guesses with the children's opinion of themselves – be positive and encouraging!

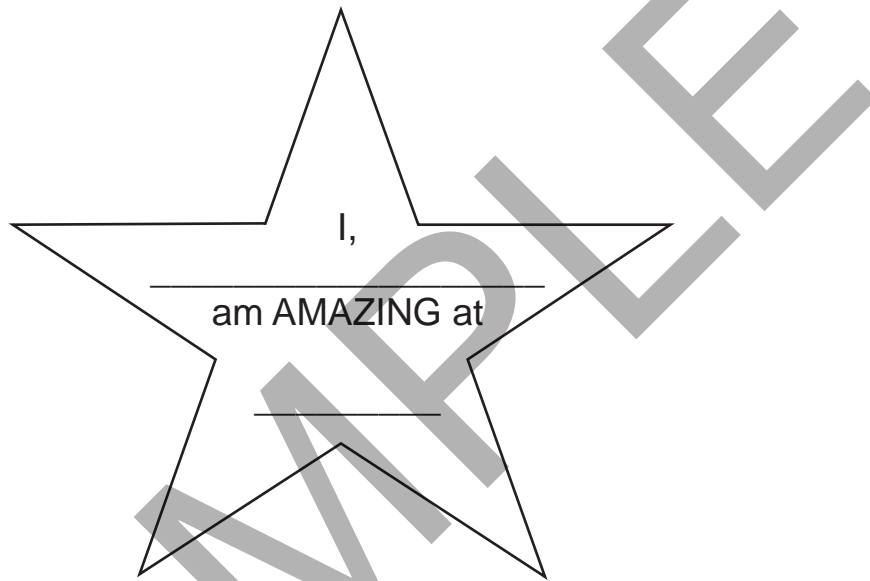


## Talent badges

Affirm each other with 'Talent Badges'. (Be sure every child gets one - have each child draw secret lots with each other's names. Each child should not know who will be making theirs.)

You'll need: Safety pins, scissors, strong masking tape/fabric tape, cardboard/ mounting board, paper, markers, and other desired materials for decoration.

1. Draw a star on your piece of cardboard/ mounting board. Cut it out.
2. Write "I, (name of child), am amazing at (talent)". Decorate.
3. Attach a safety pin at the back of the star and secure with tape.
4. Give the star badge to that person.



## Discuss

In this story, do you think Samson used his great strength for God's glory or for his own purpose? Would it have been different if he lived fully for God?

## Respond

Write and circle your own answer.

My gifts and talents come from \_\_\_\_\_.

I must use them **wisely to help others and glorify God / to show off.**

## Prayer:

Dear God, thank You for the gifts and talents You have given me. Help me find ways to use them for Your glory and to help others. Amen.

# Joshua and the Judges

## Lesson 11: Samson and Delilah

### **Bible Truth:**

Temptations distract us from our purpose and potential.

### **Objective:**

To know that the Word of God helps us turn away from temptation.

### **Bible Reference:**

Judges 16:4-31

### **Memory Verse:**

“Watch and pray so that you will not fall into temptation. The spirit is willing, but the flesh is weak”  
Matthew 26:41



### **Lessons from the Story:**

1. Samson was tempted by the enemy Delilah. He used his strength to have fun with Delilah.
2. God took away Samson's strength because he was disobedient, and Samson was captured and punished by the Philistines. But God use this to punish the Philistines as well.

## **Make the connection:**

Draw arrows to connect the events so they are in order

**START:** Samson fell in love with another Philistine woman, Delilah.

Delilah tempts Samson into telling her the secret of his strength.

Philistines finally capture Samson.

Delilah agrees to help the Philistines catch Samson.

But he tells her lies for a while.

Delilah cuts Samson's hair.

Samson asked to hold on to the pillars.

**FINISH:** The temple is destroyed along with Samson and the Philistines.

When he cannot stand Delilah's nagging, Samson tells her about his Nazirite vow.

Samson was blinded and people made fun of him.

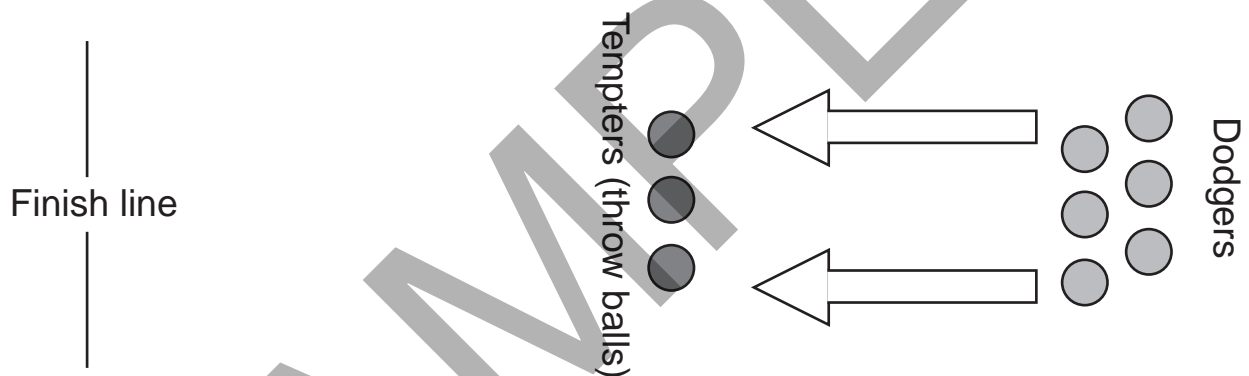
He prayed to God to be remembered again, and to be given strength one more time.

# The temptation game.

You will need: Ping pong balls, umbrellas, space to do move around.

There are two rounds to this game.

1. Teacher tells the class that the ping pong balls represent different temptations. Let the children name the balls with different temptations.
2. Divide the children into two groups. One-third of the class are the tempters - those who will throw the balls. The rest are temptation dodgers.
3. The tempters stand in the middle of the room and the dodgers at one end (see diagram). The dodgers must get from one end of the room to the other end/ finish line, without getting hit.
4. When it is time to start, the tempters are to throw the balls at the dodgers, and the dodgers have to avoid them.
5. In the second round, the dodgers hold the umbrellas which have a label "Word of God" attached (Teacher should prepare this ahead of time).
6. The dodgers have to get to the other side of the room, but this time they can use the umbrellas to protect themselves. Beware! The tempters may still try to hit them despite these shields.



## Respond

Which round was easier to get across without getting hit? The first round or the second?

Why?

In life, what can you do to recognise temptation and avoid it?

## Prayer:

Dear God, thank You for Your Word which gives me instructions for living. Help me to know the Bible so that I can avoid temptation. Amen.

# Joshua and the Judges

## Lesson 12: Epilogue to Joshua and the Judges

### Bible Truth:

God used ordinary people to help the Israelites. But later, God sent His only Son Jesus to be the Saviour of the world.

### Objective:

Revising key themes in Joshua and Judges and connecting them to Jesus as the Perfect Saviour and King.

### Memory Verse:

"But thanks be to God! He gives us victory through our Lord Jesus Christ." 1 Corinthians 15:57



### Overview of lessons/themes:

1. God helps us and gives us victory if we are faithful and obedient.
2. God gives grace and forgiveness to sinners.
3. God guides and gives instructions.
4. God calls unexpected people to do His work.
5. Stay away from pride and temptation.
6. In the days of Judges, Israel had no king. So God used different people to rescue Israel from their enemies. Later, God sends the perfect Saviour - Jesus Christ – who gives eternal salvation to all who believe in Him and live for Him. Jesus will return again as King.

## Who am I?

Key characters and lessons. Draw and answer

1. I am a woman who helped some spies by hiding them. Who am I?

-----

2. I stole some things and caused my people to lose a battle. Who am I?

-----

3. I was called by the Lord to lead the Israelites after Moses died. Who am I?

-----

4. I was well respected by commander Barak. I went into battle with him. Who am I? -----

5. I asked God for signs to make sure He wanted me to lead. Who am I? -----

6. I have a weakness for Philistine women and I have a bad temper. But God still used me. Who am I?

-----

## Yes or No game:

You will need: small pieces of paper, tape, marker.

1. Teacher chooses from the main characters studied in this workbook – Joshua, Deborah, Rahab, Barak, Sisera, Gideon, Samson, Delilah.
2. Write one name on one piece of paper, so that every child will have one.
3. Stick a paper on every child's back, so that that child will not know who she/he got. Remind the others not to say the names out loud.
4. Students take turns to stand in front of the class. He/She turns around to let everyone see (but NOT say) who he/she is supposed to be.
5. That child has to ask Yes/No questions to figure out his/her character. (e.g. Am I a woman? Am I a good guy? Did I fight in a battle? Was I very strong? etc...)
6. The class answers yes or no until the child in front guesses correctly.

## Respond

In Joshua and Judges, we've seen that God uses many different types of people to save His people. Later, God will give the world the ultimate Saviour. Who do you think this is? \_\_\_\_\_

## Prayer:

In pairs, share what Jesus means to you. Then pray with your teacher, admitting the things you have done wrong and thanking Jesus for taking away your sins. Tell Him you want Him to be Lord and Saviour in your life.

# Joshua and the Judges

## Notes

SAMPLE