

STUDENT ACTIVITY




WORKBOOK

Based on

The Visual Bible Explorer Series

Kings and Prophets



Ages



years

SAMPLE



Student Activity Workbook

Based on
The Visual Bible Explorer Series
Kings and Prophets

Ages



years

Copyrights



First published in Malaysia in 2018 by Pristine World Sdn Bhd
Copyright © 2018 Pristine World Sdn Bhd, Malaysia

All rights reserved. No part of this publication or multimedia may be reproduced, stored in a retrieval system or transmitted in any form or by any means, electronic, mechanical, photocopying, recording, scanning or otherwise, without the prior written permission of the copyright owner.

Scripture taken from the **HOLY BIBLE, NEW INTERNATIONAL VERSION®**.
Copyright © 1973, 1978, 1984 by International Bible Society. Used by permission of Zondervan Publishing House. All rights reserved.

The “NIV” and “New International Version” trademarks are registered in the United States Patent and Trademark Office by International Bible Society. Use of either trademark requires the written permission of International Bible Society.

Acknowledgement

I would like to take this opportunity to thank Eleanor Woo and Eva Hew for their help in producing this set of Student Activity Workbooks.

Peter C. T. Lim
General Editor

Kings and Prophets

Contents

Lesson 1	Prophet Samuel – Last Judge of Israel	4
Lesson 2	Samuel the King Maker	6
Lesson 3	David and Goliath	8
Lesson 4	David the Fugitive	10
Lesson 5	David Becomes King	12
Lesson 6	David brings the Ark to Jerusalem	14
Lesson 7	David and Bathsheba	16
Lesson 8	David and Absalom	18
Lesson 9	Solomon Succeeds David	20
Lesson 10	Solomon Builds the Temple	22
Lesson 11	Solomon and the Queen of Sheba	24
Lesson 12	The Kingdom Divided	26
Lesson 13	Prophet Elijah and the Contest on Mt Carmel	28
Lesson 14	Elijah, Ahab and Naboth's Vineyard	30
Lesson 15	The Prophet Elisha and Naaman	32
Lesson 16	Jonah – The Reluctant Prophet	34
Lesson 17	King Hezekiah and the Prophet Isaiah	36
Lesson 18	King Josiah, Reforms and the Fall of Judah	38
Lesson 19	Daniel of Babylon	40
Lesson 20	Daniel – The Writing's on the Wall	42
Lesson 21	Ezra and the Return of the Exiles	44
Lesson 22	Daniel in the Lion's Den	46
Lesson 23	The Story of Esther	48
Lesson 24	Prophecies and Promises of the Future	50

Lesson 1: Prophet Sameul - Last Judge of Israel

Book/DVD-R Chapter 1

Theme:

God calls His believers to special responsibilities and gives many chances. But if we continue to disobey Him, then God can choose someone else to replace us in carrying out His instructions.

Lesson Aim:


That the children will trust and obey when God calls them to do something.

Bible Passage:

1 Sam 3:10-21; 4:1-18; 8:1-22

Memory Verse:

1 Sam 3:10 (NIV)



Activity 1

True/False

1. Samuel heard a voice calling his name when he was sleeping near the Ark of the Covenant True / False
2. Eli was obedient to God's instruction, so God continued to use him True / False
3. God wants obedience from His servants True / False
4. Samuel said, "Speak, for your servant is listening," when he heard the Lord's voice for the fourth time. True / False
5. Samuel was eager and happy to tell Eli his vision of what would happen to Eli's family True / False

Activity 2

Discuss and write down things we can do to listen and obey various people listed below.

*Samuel listened and obeyed God.
How can we listen and obey God?*

GOD

MUM

DAD

BIBLE

FRIENDS



Application/Response:

Do you feel that God is asking you to do something? It does not need to be something very fantastic. List down two ways you can obey and trust God to help you for the coming week.

Prayer:

Dear God, teach me to recognise your calling and to trust you always. In Jesus' name, Amen.

Lesson 2: Samuel the King Maker

Book/DVD-R Chapter 2

Theme:

Obedience to God's instruction is more important than a ritualistic sacrifice. We cannot hide our sins from God.

Lesson Aim:

That the children understand that sins cannot be hidden from God. Man looks on the outside but the Lord looks at the heart – or the inside.

Bible Passage:

1 Sam 15:1 – 16:7

Memory Verse:

1 Sam 15:22 b (NIV)



Activity 1

Questions - Who said these words? and why were they said?

1. "Now go, attack the Amalekites and totally destroy all that belongs to them"
2. "May the Lord bless you!"
3. "I have carried out the Lord's command!"
4. "Then what is all this bleating of sheep and goats and the lowing of cattle I hear?"

5. "Listen ! Obedience is better than sacrifice and submission is better than offering the fat of rams."

6. Rebellion is as sinful as witchcraft and stubbornness as bad as worshipping idols"

7. "The Lord has torn the kingdom of Israel from you today"

8. "You look on the outside but the Lord looks at the heart"

Characters:

1. God 2. Samuel 3. Saul

Application/Response:

When have you been tempted to think that you can please God by doing something "traditional" or "ritual" and substituting it for obedience to what the Bible teaches us in practical situations

Prayer:

Dear God, teach me not to make excuses, but to confess and repent from the sin I am guilty of. In Jesus' name, Amen.

Lesson 3: David and Goliath

Book/DVD-R Chapter 3

Theme:

God chooses the faithful follower to perform great tasks.

Lesson Aim:

That the children understand that God has called us to be faithful and He is able to protect and provide when we serve and follow Him.

Bible Passage:

1 Sam 16:5 – 18:8


Memory Verse:

1 Sam 17:32



Activity 1

Search for word puzzle.



1. The Israelite army was camped at (1)_____.
2. The Philistine challenger was a (2)_____ and he came from (3)_____.

3. The giant's helmet and coat of mail was made from (4)_____.
4. Saul offered a huge (5)_____ to anyone who could defeat the giant....
5. David said "I come to you in the name of the (6) _____ the God of the armies of Israel."
6. The giant fell (7)_____ after being hit by the stone from David's sling.
7. The Israelite army proclaimed "Saul has slain his thousands, but (8)_____ his ten thousands."
8. From that day on wards, Saul became (9)_____ of David.

Application/Response:

1. Is God preparing you for some difficult tasks ahead of you?

2. What assurances do we have that God will help us through difficult times?

3. Share some challenging tasks you have faced and how God helped you overcome it.

Prayer:

Thank you God, that we can always depend on You to help us through the difficulties that sometimes come our way. In Jesus' name. Amen.

Lesson 4: David the Fugitive

Book/DVD-R Chapter 4

Theme:

Obedience to God requires us to have faith that He will accomplish His purposes and we must be patient sometimes.

Lesson Aim:

That the children understand that God does not want us to break His laws or do anything against what the Bible teaches..... in thinking that we are helping to accomplish His purposes.

Bible Passage:

1 Sam 21-24; Psalm 23

Memory Verse:

Psalm 23:1



Activity 1 *Read Psalm 23*

1. Who does David compare God with?
2. Why does David not have to fear anything even when walking through the darkest valley?
3. List down the number of things David had done for Saul to earn his favour?
4. Who did Saul give in marriage to David?
5. Ahimelech was the priest in which town?

6. What did Ahimelech give to David?

7. Who was the person who told Saul what Ahimelech had done?

8. What was Saul's reaction and what did he do?

9. When David had a chance to kill Saul, what did he do?

10. From 1 Sam 24:12-17, what did Saul admit in front of David?

Application/Response:

Read Psalm 23

1. How did knowing that the Lord was his shepherd and protector influence David's decision when he discovered he had the chance to kill Saul?

2. How does knowing God's laws, and that the Lord is our shepherd and in Him, we have everything that we need, help us when we are faced with a temptation of using un-lawful ways to achieve profit?

Prayer:

Dear Lord, help me to submit to you and the teachings in the Bible and to trust that whatever happens, you are in control. In Jesus's name, Amen.

Lesson 5: David Becomes King

Book/DVD-R Chapter 5

Theme:

Unrepentant disobedience to God leads to silence from Him.

We must not resort to any wrong-doing in the name of achieving God's purposes

Lesson Aim:

We must follow David's example (to be innocent) and not do anything that is against the teachings of the Bible. Trust that God will help us to achieve His plan for us.

Bible Passage:

1 Sam 28 - 2 Sam 5

Memory Verse:

2 Samuel 5:10 (NLT)



Activity 1 Questions

1. The Philistine army set up camp at _____ while Saul gathered the Israelites and camped at _____.
2. How did Saul feel when he saw the vast Philistine army?
3. Why was Saul not able to get advice from Samuel?
4. What did Saul do to get advice from Samuel?
5. What did Samuel say to Saul when he saw Saul?

6. What happened at the battle between the Israelites and the Philistines?
7. How did David feel when he heard about what happened at the Battle of Mt. Gilboa?
8. Which tribe first came to anoint David as their king?
9. From which city and how long did David rule there?
10. What reward did David give to the two men who killed and then reported the death of Ish-Bosheth, Saul's son, to him?
11. In which city did all the remaining tribes of Israel make him their king?
12. David conquered _____ from the _____ and made it his capital.

Application/Response:

When we are faced with great difficulties, who should we call on for help? Give 2 examples of difficulties you have faced.

Prayer:

Dear Father, thank you that You are our refuge and strength, an ever present help in trouble. Help us to trust in You always. In Jesus's name, Amen.

Lesson 6: David brings the Ark to Jerusalem

Book/DVD-R Chapter 6

Theme:

Give our highest honour to God and He will honour us.

Lesson Aim:

Children will examine their lives to see if they are giving God honour by following what God wants them to do.

Bible Passage:

2 Sam 6-8; Psalm 19

Memory Verse:

Psalm 19:9 (NIV)



Activity 1 Questions

1. Name one important symbol of Israel's national identity?
2. When the Ark first arrived in Jerusalem, what was David wearing and what was he doing?
3. Where did David place the Ark in Jerusalem?
4. What offerings did David make when the Ark arrived in Jerusalem?
5. What did David give to the people who were present in the crowd?
6. What did David want to do for the Lord?

7. What did the Lord say to David through the prophet Nathan?
8. _____ proclaim the glory of God the skies display His _____.
9. What did the Psalmist say about what God has done with the Sun?
10. How does David, the Psalmist describe the instructions of the Lord and what it does for the Soul.
11. What does the Psalmist say about the Lord's:
- a) decrees _____
 - b) commandments _____
 - c) laws _____
12. What does the Psalmist say should be our response to God? Psalm 19 v.9, 10, 11, 12, 13

Application/Response:

We can honour God by obeying / following what He wants us to do. Give an example.

Prayer:

Heavenly Father, thank you that we have examples from Your word to show and guide us in obeying You. Give us the strength to do so. In Jesus' name, Amen.

Lesson 7: David and Bathsheba

Book/DVD-R Chapter 7

Theme:

God forgives when there is a genuine desire for mercy and repentance but we may have to live with the terrible consequences of our sin

Lesson Aim:

Children will encourage one another to act in ways that are right in God's eyes and pleasing to Him.

Bible Passage:

2 Sam 11-12

Memory Verse:

Psalm 51:12 (NIV)



Activity 1 Questions

1. With whom did David send Joab and the Israelite army to fight?
2. Where did the fighting take place?
3. Late one afternoon, after his _____, David got out of _____ on the roof of his palace when he saw _____ taking a bath.
4. When David heard that he had made Bathsheba pregnant, what did he do?
5. Why didn't Uriah the Hittite go back to his house to sleep with his wife?
6. What did David instruct Joab his general to do?

7. After Uriah had died what did David do with Bathsheba? Did it please God?

8. What message did prophet Nathan give to David?

9. Name all the commandments that David had broken in this story?

10. How did David respond to the message given by Nathan?

11. Even though his sins were forgiven, what was David's punishment?

Application/Response:

Sing: "Be careful little eyes what you see." When we see something we want, let's name two things that we already have and thank the person/s who gave them to us.

Prayer:

Dear God, we know we cannot cover up our errors from You. Help us, like David, to beg for Your forgiveness and be prepared to do what we can to come back to you. In Jesus' name, Amen.

Lesson 8: David and Absalom

Book/DVD-R Chapter 8

Theme:

"You reap what you sow". When David fails to correct or punish his children for their sins, God sees the sin and ensures there is justice. Divine justice is carried out even when human justice fails. God's justice cannot be stopped.

Lesson Aim:

The children will be obedient to their parents and authorities eg. teachers, as long as they do not go against the teachings of God

Bible Passage:

2 Sam 13-18

Memory Verse:

Psalm 51:16-17 (NIV)



Activity 1 Questions

1. Who was obsessed with Tamar and how were they related?
2. After he had raped Tamar, how did Amnon feel about her?
3. When they heard about what had happened to Tamar, what did:
 - a) David do?
 - b) Absalom do?
4. Describe Absalom. What did he do to take revenge for his sister Tamar?

5. How did Absalom plot to overthrow his father king David?

6. What happened when Absalom approached Jerusalem with his army? What did David do?

7. Who helped David during this time and what did he do?

8. When the battle between David's forces and Absalom's army was about to begin, what was David's instructions to Joab his general?

9. What happened during the battle?

10. What happened after the battle?

SAMPLE

Application/Response:

Absalom was a very handsome prince and very good with his words. However, his heart was not for God. How important are good looks and saying nice words compared to obeying God?

Prayer:

Dear Father, help us to be obedient to our parents who are teaching and showing us to obey you. In Jesus' name, Amen.

Lesson 9: Solomon succeeds David

Book/DVD-R Chapter 9

Theme:

Humbly acknowledging one's need for God's help to rule His people, i.e. praying for others and giving glory to God, brings who much more than wisdom. God bestows on him wealth and honour.

Lesson Aim:

Children should always give praise and honour to God no matter what.

Bible Passage:

1 Kings 1-3

Memory Verse:

James 1:5 (NLT)



Activity 1 Questions

1. When David was very old, what did Adonijah do?
2. Who was Adonijah? Who supported him?
3. What did prophet Nathan do?
4. After Bathsheba and Nathan spoke to David, what did he do?
5. Who anointed Solomon king of Israel?

6. When Adonijah pleaded for mercy what did Solomon do? But what happened after that?

7. What did God say to Solomon in the dream recorded in 1 Kings 3:1-15?

8. What was Solomon's reply?

9. Was the Lord pleased with Solomon's reply? How do we know?

10. Have a role play: 2 prostitutes, King Solomon and a guard who commands the women to speak or keep silent! Act out the scene described in 1 Kings 3:16-28. Have the guard to act as Narrator or another person can be Narrator.

Application/Response:

How can we pray like the way Solomon did, so that we can do good for others?

Prayer:

Dear Father, teach us to pray for others and to make requests not for our selfish gains but for Your glory. In Jesus' name, Amen.

Lesson 10: Solomon Builds the Temple

Book/DVD-R Chapter 10

Theme:

God's command to Solomon is to follow His commandments. God is pleased with the Temple that Solomon had built, but He still requires Solomon to be obedient to the commandments.

Lesson Aim:

Children to understand that God created the heavens and the earth, yet He chooses to live inside us, who believe in Him. Therefore, we must honour God with our bodies and our lives.

Bible Passage:

1 Kings 6-8

Memory Verse:

1 Corinthians 6:19-20 (NIV)

Activity 1

Write a description for each picture below based on the Bible Ref. given.



1 King 6:7

1 King 6:9-10

1 King 6:15-35

<hr/> <hr/> <hr/> <hr/> <hr/> <hr/> <hr/> <hr/>	<hr/> <hr/> <hr/> <hr/> <hr/> <hr/> <hr/> <hr/>	<hr/> <hr/> <hr/> <hr/> <hr/> <hr/> <hr/> <hr/>
---	---	---

Activity 2

Questions

1. Who had made preparations for Solomon to build the Temple?
2. How many years had the people been rescued from slavery in Egypt?

3. God said He would fulfill the promises made to Solomon's father and live among the Israelites and not abandon His people but what must Solomon do? (1 Kings 6:11)

4. How long did it take to build the Temple?

5. Where was the Ark of the Covenant placed within the Temple?

6. Summarise Solomon's prayer 1 Kings 8:22,27,29-50

7. What did Solomon urge the people to do? (1 Kings 8:61)

Application/Response:

Looking at the prayer of Solomon how can we live lives that show we honour God our Creator of the heavens and earth?

Prayer:

Dear Father, thank you for choosing to dwell inside of us. Help us Lord to follow Your commands so that we can bring honour to You. In Jesus' name, Amen.

Lesson 11: Solomon and the Queen of Sheba

Book/DVD-R Chapter 11

Theme:

The fear of the Lord is the beginning of wisdom and knowledge. Solomon gives glory and honour to God for his wisdom and all that he has achieved.

Lesson Aim:

Children to understand that wisdom is found in fearing God. i.e. give God top priority and obey His instructions from the Bible.

Bible Passage:

1 Kings 10-13; Proverbs 3

Memory Verse:

Proverbs 9:10 (NIV)



Activity 1 Questions

1. What were some of the things that impressed the Queen of Sheba about Solomon.
2. To what did Solomon compare a father's instruction and a mother's teaching? (Prov.1:8)
3. What was Solomon's advice about faithfulness and love? (Prov 3:3)
4. How do we let God make our paths straight? (Prov 3:5-6)

5. Whom should we fear and whom should we shun? (Prov 3:7)

6. Who does God discipline and what should our attitude be towards His discipline (Prov 3:11-12)

7. What was Solomon's advice about laziness?

8. Who does Solomon say will judge the motives of all humans?

9. What is God's response to a proud heart?

Application/Response:

The Queen of Sheba praised Solomon for his wisdom and also praised God. What can we do so that others who see us will give praise to our God?

Prayer:

Dear God, teach us to live God fearing lives so that we gain wisdom and bring honour to You. In Jesus's name, Amen.

Lesson 12: The Kingdom Divided

Book/DVD-R Chapter 12

Theme:

When God has blessed us, we must not become proud and turn away from Him. Failure to obey and keep the covenant leads to God's discipline and punishment.

Lesson Aim:

Children to understand that Christians are called to love and obey God and not to turn to any other gods or to give higher importance to anything other than obeying the teachings of God.

Bible Passage:

1 Kings 11

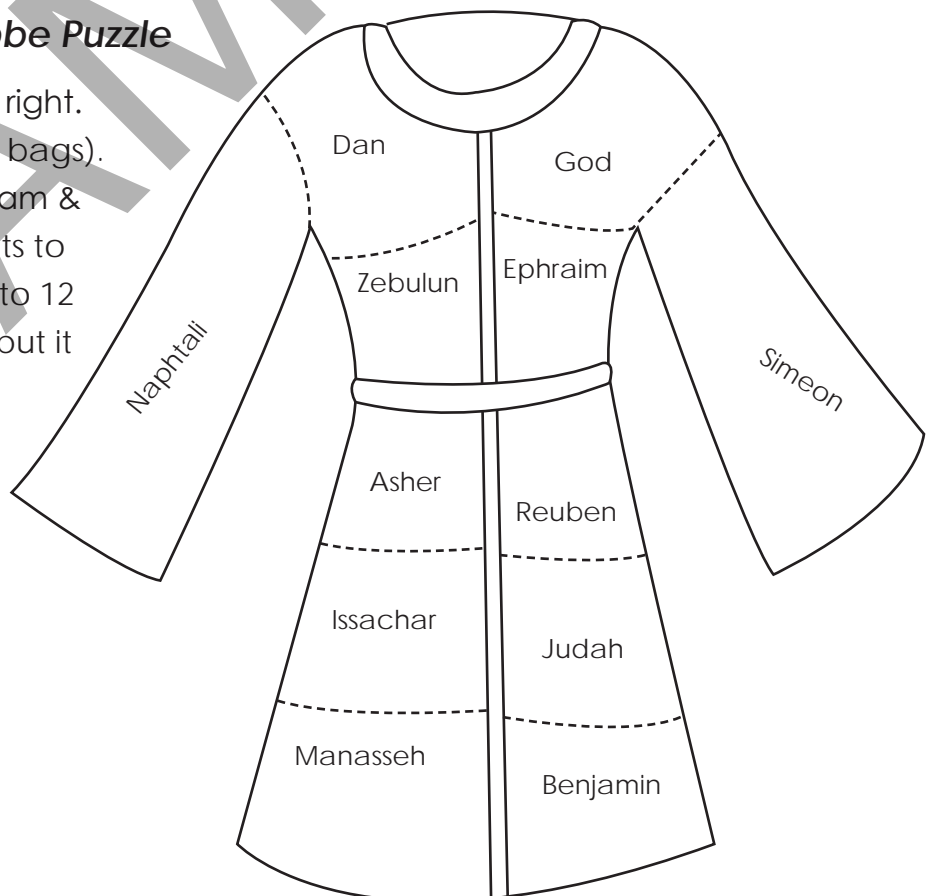
Memory Verse:

Deuteronomy 28:14 (NIV)




Activity 1 *Craft - Robe Puzzle*

Print out the robe puzzle on the right. (Need: crayons, scissors, plastic bags). Briefly recall the story of Jeroboam & Ahijah (1 Kings 11:26-40). Students to colour the robe and cut it up into 12 pieces. Then, they can try and put it together again. Put in plastic bags to take home.



Activity 2

Gross word Puzzle



ACROSS

4. _____ turned away from the Lord.
6. The detestable god of the Ammonites
8. This prophet tore his new cloak into 12 pieces when he met Jeroboam.
10. A good worker in the court of Solomon.
11. God said to Solomon, "For the sake of your father _____"
12. The god of the Moabites.

DOWN

1. The goddess of the Sidonians
2. The tribes of Ephraim and Manasseh were his descendants
3. The number of tribes Jeroboam will be given
5. The southern kingdom of two tribes
7. _____ succeeded his father Solomon.
9. The northern kingdom of 10 tribes.

Application/Response:

When God has blessed us, what must we continue to do?

Prayer:

Dear God, help us to remember to always obey Your teachings when we are blessed by you, so that we will not become proud and boastful. In Jesus' name, Amen.

Lesson 13: Prophet Elijah and the Contest on Mt Carmel

Book/DVD-R Chapter 13

Theme:

God protects and provides for those who trust in Him no matter what the odds are, whether it is famine or an evil ruler with hundreds of false prophets.

Lesson Aim:

Children to know that God protects and provides for those who trust in Him, no matter what the odds are.

Bible Passage:

1 Kings 16:32 – 18:46

Memory Verse:

1 Kings 18:35 (NIV)



Activity 1

Questions

1. What message/prophecy did God ask Elijah to give to King Ahab? Did it come true?
2. What did Jezebel do because she was angry about the draught?
3. Read the introduction to this chapter in the text book. Who was Jezebel and where did she come from?
4. After the brook at Kerith Ravine had dried up where did Elijah go?
5. When the widow whom Elijah stayed with shared her last meal with him, what miracle happened?

6. When the widow's son fell ill and died, what did Elijah do?

7. When Elijah confronted the prophets of Baal at Mt Carmel, how many prophets of Baal were there?

8. What happened when the Baal prophets prayed for fire and what happened when Elijah prayed?

9. What did the people of Israel do after the fire had come down on the Lord's altar?

10. At the end of the contest, what prophecy did Elijah give to Ahab?

11. Who won the race between Elijah and Ahab's chariot?

SAMPLE

Application/Response:

If you had to give an answer to Elijah's question, "Who is the god/God you are following?" could you say that you are following the One, True God?

Prayer:

Dear God, thank you for showing us through Elijah that when we stand up for you, we can trust you to protect and provide. In Jesus' name, Amen.

Lesson 14: Elijah, Ahab and Naboth's Vineyard

Book/DVD-R Chapter 14

Theme:

God can speak in dramatic ways like on Mt Carmel, but he often also speaks in a still soft whisper such as in the cave. God can speak to us in a soft whisper too.

Lesson Aim:


Children to pray and understand that God can speak to them in a still small voice. Children to understand that no crime will escape God's punishment.

Bible Passage:

1 Kings 19:1-18
1 Kings 21:1-25

Memory Verse:

1 Kings 19:12-13 (NIV)



Activity 1 Questions

1. After the contest on Mt. Carmel, what did Queen Jezebel do?
2. Where did Elijah run to and what was his prayer?
3. How did God answer his prayer?
4. Then Elijah ran to a cave in the mountain of _____.
5. Describe what happened at the mountain.

6. After the experience on the mountain what did God instruct Elijah to do?
7. _____ became Elijah's assistant.
8. What did king Ahab desire from Naboth?
9. What did Ahab offer Naboth for the vineyard and what was Naboth's reply?
10. When Jezebel saw Ahab looking sad what did she say to her husband?
11. Describe what Jezebel did to seize the vineyard for her husband?
12. What message did Elijah give to Ahab from the Lord?

Application/Response:

Be assured that God can be trusted to take care of the unfair things that happen in our lives, like Elijah being hunted for speaking the truth and Naboth's life taken away by greed.

Can you think of an unfair situation you are facing and hand it over to God?

Prayer:

Dear Father, teach us to be mindful of your still small voice speaking to us when we pray. In Jesus' name, Amen.

Lesson 15: The Prophet Elisha and Naaman


Book/DVD-R Chapter 15

Theme:

To receive grace and blessings from God, we are called to have faith and obedience. Sometimes the instruction may appear silly in the eyes of the world, such as listening to the advice of a little slave girl, or the instruction of a prophet to go and bathe seven times in a dirty river.

Lesson Aim:

Children understand that they too can share the good news of God's salvation. Children understand that God wants us to be faithful to do simple things to show our obedience, not our cleverness.



Bible Passage:

2 Kings 5

Memory Verse:

1 Kings 19:12-13 (NIV)

Activity 1 Questions

1. What was Naaman suffering from?
2. What did the young slave girl from Israel say to her mistress?
3. What did Naaman say to the king?

4. What did the king of Israel say to when he read the letter given by Naaman?

5. Describe the encounter between Naaman and Elisha.

6. What happened after Naaman did as Elisha had instructed?

7. How did Naaman try to thank Elisha? Why didn't Elisha accept Naaman's gifts?

Application/Response:

We focussed on 2 characters in our lesson today.

What can we learn from these two characters?

Naaman

Young slave girl

Prayer:

Dear Heavenly Father, help us to have courage when the opportunity comes to tell others about you. Help us to obey your clear and simple instructions from the Bible too. In Jesus' name, Amen.

Lesson 16: Jonah – The Reluctant Prophet

Book/DVD-R Chapter 16

Theme:

Sin leads to punishment from God. Repentance and turning back to God will lead to forgiveness and restoration of God's blessings and protection.

Lesson Aim:

Children to understand that sins leads to judgement, but repentance and turning back to God will lead to forgiveness and restoration (Fellowship with Him again)

Bible Passage:

Jonah 1-4

Memory Verse:

Jonah 3:10 (NIV)



Activity 1 Questions

- Fill in the blanks.
 - The word of the Lord came to Jonah son of _____:
"Go to the great city of _____, because its _____ has come up before me."
 - But Jonah headed for _____. He went to _____ where he found a ship and sailed for _____ because he wanted to _____ the Lord.
- When there was a storm in the sea the sailors cast lots to find out who was responsible for their troubles. On whom did the lot fall on?
- What did Jonah say to the sailors?
- What happened when Jonah went into the water?

5. What was the response of the sailors who had witnessed all that had happened?
6. How long was Jonah in the belly of the fish?
7. What did God do after Jonah prayed from inside the belly of the fish?
8. What did Jonah preach in Nineveh?
9. What was the response of the Ninevites?
10. What happened when God saw that the Ninevites had repented from their evil ways?
11. What was Jonah's response?
12. In your own words describe how did God show Jonah the importance of human lives?

Application/Response:

1. What must we do when God gives us an instruction? This instruction can come from God through the Bible, our parents or through an answered prayer?

2. The people of Nineveh repented when they heard that God was going to punish them for their sins. God forgave them and did not punish them. What should we do when we have been told that we have done wrong and displeased God?

Prayer:

Dear Heavenly Father, thank you that when we are truly sorry for what we have done, we can come to you to ask for forgiveness and get back on track with you. In Jesus' name, Amen.

Lesson 17: King Hezekiah and the Prophet Isaiah

Book/DVD-R Chapter 18

Theme:

God can use non-believers, like the Assyrians, to punish Israel for their disobedience.

Lesson Aim:

Children to see how they can ask for forgiveness like Hezekiah did and receive grace from God.

Bible Passage:

2 Kings 18-20

Memory Verse:

Deuteronomy 28:14 (NIV)




Activity 1 Questions

1. When Jerusalem was surrounded by Assyrian soldiers, what message did prophet Isaiah give to King Hezekiah?
2. What happened to the Assyrian soldiers that night?
3. After the failed attempt to capture Jerusalem, what happened to Sennacherib the king of Assyria?
4. When king Hezekiah was sick and about to die, what prayer did he say?
5. How did God answer his prayer.

Activity 2

Crossword puzzle

King Hezekiah's Gold



ACROSS

5. Hezekiah gave the Assyrians _____ from the Temple. (2 Kings 18:16)
6. Enemies attacked Israel because they worshipped _____ gods (2 Kings 17:15)
7. The King of Judah kept God's _____ (2 Kings 18:6)
9. Hezekiah asked for help from this prophet. (2 Kings 19:20)
10. The king of Assyria ordered his soldiers to attack this city. (2 King 18:17)
11. Hezekiah took gold and silver from the _____. (2 Kings 18:16)

DOWN

1. Hezekiah was _____ years old when he began to rule Judah. (2 Kings 18:1)
2. The _____ of God killed many enemy soldiers. (2 Kings 19:35)
3. Name of the Assyrian king who attacked Judah. (2 Kings 18:13 NIV)
4. Hezekiah was the son of this man. (2 Kings 18:1)
8. The king of Assyria demanded three hundred talents of _____ and thirty talents of gold. (2 Kings 18:14)

Application/Response:

1. What positive things can we learn from King Hezekiah in his relationship with God and when he was surrounded by a very large enemy army?
2. What can we learn from the prophet Isaiah and how he faithfully gave the word of God to the king.

Prayer:

Dear God, thank you that we can turn to you like Hezekiah did and you can be trusted to act and answer. In Jesus' name, Amen.

Lesson 18: King Josiah, Reforms and the Fall of Judah

Book/DVD-R Chapter 19

Theme:

Josiah's attitude and response at discovering the word of God is deep sadness for his and the nation's sin. He immediately sets out to correct this situation. The word is read publicly and the king puts in place reforms. This is the attitude we must have when we know we have sinned against God.

Lesson Aim:

Children to understand that by asking for God's forgiveness, repenting and turning back to God, we can receive forgiveness and blessings.



Bible Passage:

2 Kings 21; 2 Chronicles 34-35

Memory Verse:

2 Chronicles 7:14 (NIV)

Activity 1 Questions

1. How did or what did Josiah do to lead the people of his kingdom back to worshiping the Lord?
2. How did Josiah sanctify or give reverence to God and the place of worship ie. the Temple?
3. How did king Zedekiah's personal beliefs and character lead the people away from the worship of God?

Activity 2

Compare the attitude and actions of King Josiah and King Zedekiah. Write down their attitude and actions in the space given.

	King Josiah	King Zedekiah
1. Worship of God. Which God.		
2. Response to God's word Josiah discovered the Book of the Law. Zedekiah already knew about the Book of the Law.		
3. When warned by prophets about God's anger.		
4. Leading the country spiritually - direction.		
5. The result for Jerusalem.		

Application/Response:

Looking at the example of King Josiah, how should we treat the reading of the Bible?

Prayer:

Dear Heavenly Father, the Bible should be our most treasured possession and it is your word to each of us to instruct, to feed and to strength us. Help us to read it with an open heart. In Jesus' name, Amen.

Lesson 19: Daniel of Babylon

Book/DVD-R Chapter 20

Theme:

If we honour God, He will honour and protect us. Human kingdoms will come and go. God's kingdom will be eternal. God can give us wisdom and insight to see beyond what others can see. When we are called to do so, we must speak and live our lives according to the wisdom that God has given us.

Lesson Aim:

Children to understand that we must always give glory to God



Bible Passage:

Daniel 1-2

Memory Verse:

Daniel 2:47 (NLT)

Activity 1 Colour the picture

Fill in the blanks with the metal as described in the story and then colour the statue accordingly.



Head of _____

Chest and Arms of _____

Belly and Thighs of _____

Legs of _____

Feet of _____ and _____.

What happened to the statue?

Lesson 20: Daniel – The Writing's on the wall

Book/DVD-R Chapter 21

Theme:

Nebuchadnezzar is proud about his conquests and achievements. But neither he nor his wise advisers can interpret the dream that he had been given. The mightiest kings on earth have no power beyond what God has allowed them to have.

Lesson Aim:


Children to know that when we have sinned and realise it, we must quickly turn back to God, ask for forgiveness and repent.

Bible Passage:

Daniel 4-5

Memory Verse:

Proverbs 11:2 (NIV)



Activity 1

Think. Answer the following questions.



1. Who is the one sleeping in the picture?
2. What did the messenger from heaven say in a Lord voice?
3. What did Daniel say would happen to King Belshazzar?

4. What was the Babylonian king, his nobles and their wives doing when a finger appeared to be writing a the wall?

5. What happened that very night?

Activity 2 *Solve the Mystery*

Read Dan 5:25-28 (NLT) Write down the message and its meaning below



_____ and _____

_____ means " _____ " - God has _____

_____ means " _____ " - you have been _____

_____ means " _____ " - your kingdom has been _____

Application/Response:

Pride is taking credit for what God has given and we do not give Him the glory. Pride is sin. Write down, an area in your life where pride has taken over, and what you need to do about it.

I was proud when	I need to
------------------------	-----------------

Prayer:

Dear Lord, thank you for at times You speak very clearly to us in our lives, like the writing on the wall. We ask for forgiveness where we have gone wrong and repent. In Jesus' name, Amen.

Lesson 21: Ezra and the Return of the Exiles

Book/DVD-R Chapter 22

Theme:

God fulfills His promise that after a period of time, His people will be allowed to return to their homeland.

Lesson Aim:


God will deliver on His promise. When His people repent of their sins, God forgives and restores.

Bible Passage:

Ezra 1-6

Memory Verse:

2 Chronicles 7:14 (NIV)



Activity 1 Questions

1. Which king allowed the Israelites to return to their home country?
2. Who moved the king's heart to make such a decision?
3. Why were some of the Jews sad when they saw the new rebuilt Temple?
4. When did the Israelites celebrate their first passover feast back in their own country after so many years in exile?

5. Name two priests who began to rebuild the altar of the God of Israel

6. When people living in Judea complained to the king of Persia - name the king who had ascended the throne of Persia.

7. Describe what was the complain and what was the end result of the complain.

8. Who had made it possible for the Jews to return to their homeland and continued to protect them when jealous people tried to make complains about them?

Application/Response:

1. Jeremiah had prophesied that one day the Jews would be allowed to return. Now the promise was fulfilled by King Cyrus of Persia. What can we learn from this story about trusting God to keep His promises?

2. How does God show His continued protection over His people in the story? What does this teach us about trusting in God for His protection over us today?

Prayer:

Dear God. Help me not to feel helpless when I am faced with trouble. I trust that you are watching over me and will help me in my time of need. In Jesus' name, Amen.

Lesson 22: Daniel in the Lion's Den

Book/DVD-R Chapter 23

Theme:

God's gifts may distinguish us from other people but they ultimately give glory to God alone.

Lesson Aim:

Children to know that we must live our lives to be a positive example of our Christian faith

Bible Passage:

Daniel 6

Memory Verse:

Daniel 6:22



Activity 1 *Discover*

Arrange the pictures in the correct order by writing the numbers in the boxes. Then describe the pictures.





Activity 2

Search the word puzzle

H P U N N O P G D S K J U R M H Y I F X
C E Q V P J R W M A B Q F L R G M Y H T
A M M E Z N L R Z G R P Y K E V P P R N
P O K C P N Q A M O I I B T W N H J N D
B S A E V Y S Z R L R Q U N Y M A G I U
E A T L M I U Z A D E Q Q S G M A E R D
C G B R H N A A Z R Q X S N L E I N A D
S E A Y L N D H Z P O M I L C Q E M P L
N R V B L Z J S E E H K V B I S P G P R
O J P S A O F L N F Z I W R N U O G H S
I H G O B R N E D R R M V B O T E O Y E
L L W L K O Q B A F G E G P U I C D G V
I X X D N J Z B H S Y L E B N Y N S C R
A O K I Y U N M C X T A G A Y X I L E P
T Z P E L H Q D U H U S I W P Q R N U F
R G K R Q R U E B J U U T X M F P Z T U
Y H S S M B R N E B U R H J S D M E A H
R Y R Z S Z T A N X U E R K Y J H K T H
U R M K V H U V Y V W J Q R I V E R S F
X Y T I F W M F E C K N U W E R B E H Y



DANIEL NEBUCHADNEZZAR JERUSALEM BABYLON LIONS MAGI
FEAST GOLD KING HEBREW SOLDIERS DEN PRINCE RIVER
DARIUS BELSHAZZAR STATUE DREAM ARMY GOD

Application/Response:

How are our characters influencing others around us? Are others learning what it means to be a Christian by the way we live our lives or are they learning how to get into trouble at school or at home, because of our actions and attitudes?

Prayer:

Dear Heavenly Father, teach us to always put you first and to honour your name by our actions and attitudes, so that we influence those around us for the better.
In Jesus' name, Amen.

Lesson 23: The Story of Esther

Book/DVD-R Chapter 25

Theme:

Sometimes, God puts us in a position where we can do something important for Him. If we obey in faith, we have the privilege of playing a critical role in God's plans. If we do not obey, then God can raise up someone else to do the job, and we will be left out of His blessings.

Lesson Aim:


Children to learn that God uses people to carry out His plans. If we do not obey, He can raise up someone else to do the job, and we will miss out His blessings.

Bible Passage:

Esther 4-10

Memory Verse:

Esther 4:14



Activity 1 Questions

1. Describe how Esther became the Queen
2. Why did Haman hate Mordecai?
3. When Haman plotted to murder the Jews, what did Mordecai ask Esther to do and why?
4. What favour had Mordecai done for the King?

5. What did Haman want to do to Mordecai but what in fact happened to Mordecai?

6. What did Esther do to save her people?

7. Describe in your own words the characters of

a. Mordecai

b. Haman

c. Esther

Application/Response:

1. From the story, What can we learn about how God prepares His people to do something important?

2. God used Esther to achieve something great. How can we be used by God to do something that would benefit many people?

Prayer:

Dear Lord, thank you that when we submit, you can use ordinary people like us to point others to Jesus so that they can be saved from their sins. In Jesus' name. Amen.

Lesson 24: Prophecies and Promises of the Future

Book/DVD-R Chapter 26

Theme:

God cares for His people He has promised them deliverance from exile and a future Messiah who will rule with Justice.

Lesson Aim:


To understand that God will fulfill His promises. The Messiah has come. His name is Jesus. Those who put their trust in Him will have their sins forgiven. One day He will rule with justice forever.

Bible Passage:

Ezekiel 37:1-13, Isaiah 9:1, 6-7; 11:2-10

Memory Verse:

Isaiah 9:10



Find these words in the maze.

1. By the rivers of _____.
2. Which earthly ruler set the Jews free?
3. "I will put _____ and muscle on you."
4. when we remembered _____.
5. Valley of dry _____.
6. There on the poplars we hung our _____.
7. Our _____ asked us for a song,

Activity 1 Find the word.

R	Q	A	B	U	V	S	H	Y	I	S	Y
B	S	A	L	B	N	L	A	N	M	O	B
C	A	P	T	O	R	S	R	J	J	N	O
Y	M	B	R	L	V	P	P	N	P	O	N
R	A	H	Y	L	R	A	S	D	A	F	E
U	R	N	S	L	P	M	L	Y	M	M	S
S	I	N	S	I	O	H	P	S	H	A	S
O	A	Y	Y	A	L	N	E	V	B	N	V
C	M	T	N	Q	J	Z	I	O	N	D	T
M	O	Y	P	Q	V	X	F	L	E	S	H

8. How did God call Ezekiel? _____

Activity 2 *Solve the Mystery*

Read Isaiah 9:6-7, 11:2-4, 10

1. God has promised a Messiah for His people. What is so special about this person?
2. How will He rule? Give a description in you own words.
3. To what geographical boundary does His salvation cover?

Application/Response:

God can bring a nation which has been thought dead, come back to life. What does this say about how much we can trust him?

God has promised a Messiah for Israel and the world. How can we show our gratitude?

Prayer:


Lord Jesus, thank you for coming to die on the cross for my sins. Please forgive my sins. I want to be your follower. Please give me the strength to obey your words and instruction as found in the Bible. In Jesus' name. Amen.

Note


SAMPLE

SAMPLE


Multimedia Books Currently Available




Genesis - In The Beginning




Moses and the Exodus




Joshua and the Judges



The Gospel Story




Epic of the Apostles Vol. 1



Epic of the Apostles Vol. 2



Visit us at www.pristine-world.com
For inquiries e-mail us at
pristineworld@gmail.com



© Pristine World Sdn Bhd
All Rights Reserved 2018