

STUDENT ACTIVITY




WORKBOOK

Based on

The Visual Bible Explorer Series

Kings and Prophets



Ages

5

–

6

years

SAMPLE



Student Activity Workbook

Based on
The Visual Bible Explorer Series
Kings and Prophets

Ages    years

Copyrights



First published in Malaysia in 2018 by Pristine World Sdn Bhd
Copyright © 2018 Pristine World Sdn Bhd, Malaysia

All rights reserved. No part of this publication or multimedia may be reproduced, stored in a retrieval system or transmitted in any form or by any means, electronic, mechanical, photocopying, recording, scanning or otherwise, without the prior written permission of the copyright owner.

Scripture taken from the **HOLY BIBLE, NEW INTERNATIONAL VERSION®**.
Copyright © 1973, 1978, 1984 by International Bible Society. Used by permission of Zondervan Publishing House. All rights reserved.

The “NIV” and “New International Version” trademarks are registered in the United States Patent and Trademark Office by International Bible Society. Use of either trademark requires the written permission of International Bible Society.

Acknowledgement

I would like to take this opportunity to thank Eleanor Woo and Eva Hew for their help in producing this set of Student Activity Workbooks.

Peter C. T. Lim
General Editor

Kings and Prophets

Contents

Lesson 1	Prophet Samuel – Last Judge of Israel	4
Lesson 2	Samuel the King Maker	6
Lesson 3	David and Goliath	8
Lesson 4	David the Fugitive	10
Lesson 5	David Becomes King	12
Lesson 6	David brings the Ark to Jerusalem	14
Lesson 7	David and Bathsheba	16
Lesson 8	David and Absalom	18
Lesson 9	Solomon Succeeds David	20
Lesson 10	Solomon Builds the Temple	22
Lesson 11	Solomon and the Queen of Sheba	24
Lesson 12	The Kingdom Divided	26
Lesson 13	Prophet Elijah and the Contest on Mt Carmel	28
Lesson 14	Elijah, Ahab and Naboth's Vineyard	30
Lesson 15	The Prophet Elisha and Naaman	32
Lesson 16	Jonah – The Reluctant Prophet	34
Lesson 17	King Hezekiah and the Prophet Isaiah	36
Lesson 18	King Josiah, Reforms and the Fall of Judah	38
Lesson 19	Daniel of Babylon	40
Lesson 20	Daniel – The Writing's on the Wall	42
Lesson 21	Ezra and the Return of the Exiles	44
Lesson 22	Daniel in the Lion's Den	46
Lesson 23	The Story of Esther	48
Lesson 24	Prophecies and Promises of the Future	50

Lesson 1: Prophet Samuel - Last Judge of Israel

Book/DVD-R Chapter 1

Theme:

God call His believers to special responsibilities and gives many chances. But if we continue to disobey Him, then God can choose someone else to replace us in carrying out His instructions.

Lesson Aim:


That the children will trust and obey when God calls them to do something.

Bible Passage:

1 Sam 3:10-21; 4:1-18;
8:1-22

Memory Verse:

1 Sam 3:10 (NIV)



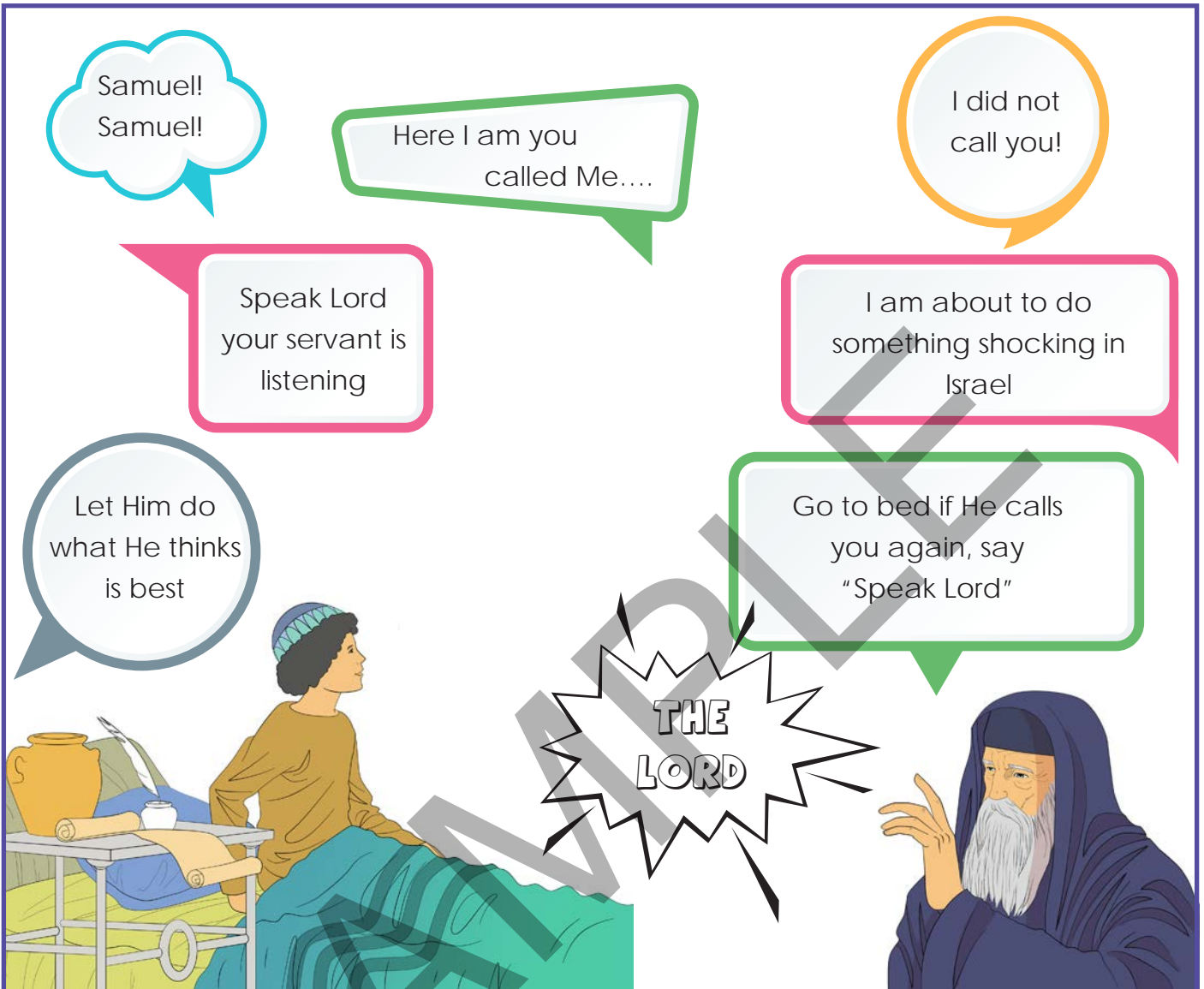
Activity 1

Colour the picture



Activity 2

A voice in the Night match the voice with the source



Application/Response:

Do you feel that God is asking you to do something? It does not need to be something very fantastic. List down two ways you can obey and trust God to help you for the coming week.

Prayer:

Dear God, teach me to recognise your calling and to trust you always. In Jesus' name, Amen.

Lesson 2: Samuel the King Maker

Book/DVD-R Chapter 2

Theme:

Obedience to God's instruction is more important than a ritualistic sacrifice. We cannot hide our sins from God.

Lesson Aim:

That the children understand that sins cannot be hidden from God. Man looks on the outside but the Lord looks at the heart – or the inside.

Bible Passage:

1 Sam 15:1 – 16:7



Memory Verse:

1 Sam 15:22 b (NIV)



Activity 1 *Spot the Difference.*

There are 6 differences. Find and circle them on the picture on the right.



Activity 2

Colour the drawing



1. What is Samuel saying to Saul?

2. What does the torn cloth from Samuel's garment signify?

Application/Response:

When God shows you that you are guilty of sin, how do you respond?

(Agree with God, confess and repent from the sins and not make excuses)

Prayer:

Dear God, teach me not to make excuses, but to confess and repent from the sin I am guilty of. In Jesus' name, Amen.

Lesson 3: David and Goliath

Book/DVD-R Chapter 3

Theme:

God chooses the faithful follower to perform great tasks.

Lesson Aim:


That the children understand that God has called us to be faithful and He is able to protect and provide when we serve and follow Him.

Bible Passage:

1 Sam 16:8 – 18:8

Memory Verse:

1 Samuel 17:32



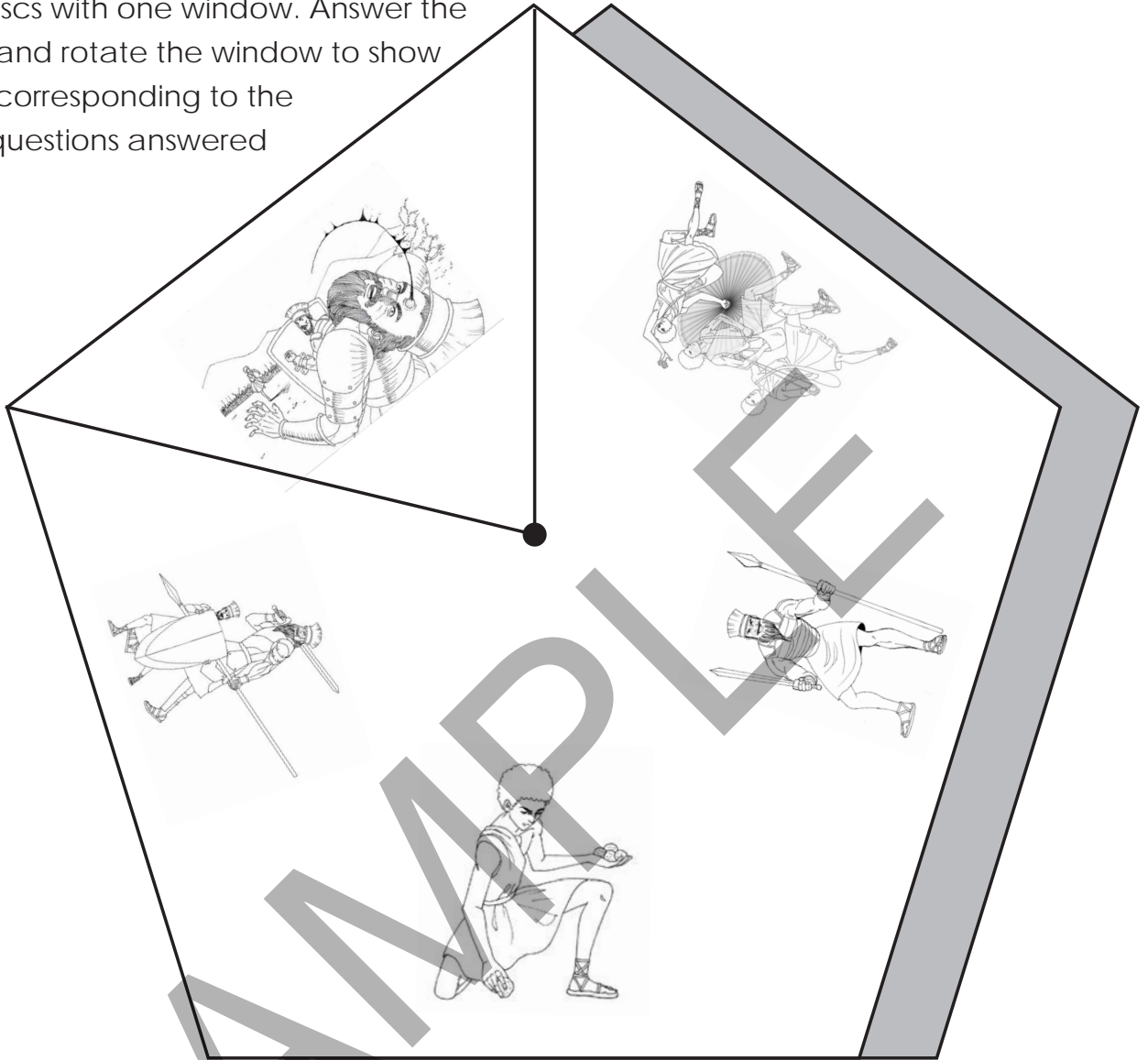
Activity 1

Questions

1. What was the name of the Philistine Giant?
2. How many stones did David pick from the brook?
3. Who did David say was going to help him defeat the Philistines?

Activity 2 *Photostat, Colour and cut.*

2 rotating discs with one window. Answer the Questions - and rotate the window to show the picture corresponding to the number of questions answered correctly.



Application/Response:

When we face difficulties in our studies, how do we know that God can help us?

Prayer:

Thank you God, that we can always depend on You to help us through the difficulties that sometimes come our way. Amen.

Lesson 4: David the Fugitive

Book/DVD-R Chapter 4

Theme:

Obedience to God requires us to have faith that He will accomplish His purposes and we must be patient sometimes.

Lesson Aim:

That the children understand that God does not want us to break His laws or do anything against what the Bible teaches..... in thinking that we are helping to accomplish His purposes.

Bible Passage:

1 Sam 21-24; Psalm 23


Memory Verse:

Psalm 23:1 (NIV)




Activity 1

Help David escape from King Saul to the desert of En Gedi.



Activity 2

Colour and name the characters in the picture.



What did King Saul say to Ahimelech?



Application/Response:

In your opinion, who was more righteous, Saul or David? Why?

Prayer:

Dear Lord, help me to submit to you and the teachings in the Bible and to trust that whatever happens, you are in control. In Jesus's name, Amen.

Lesson 5: David Becomes King

Book/DVD-R Chapter 5

Theme:

Unrepentant disobedience to God leads to silence from Him.

We must not resort to any wrong-doing in the name of achieving God's purposes.

Lesson Aim:5

We must follow David's example (to be innocent) and not do anything that is against the teachings of the Bible. Trust that God will help us to achieve His plan for us.

Bible Passage:

1 Sam 28-31; 2 Sam 5


Memory Verse:

2 Samuel 5:10 (NLT)



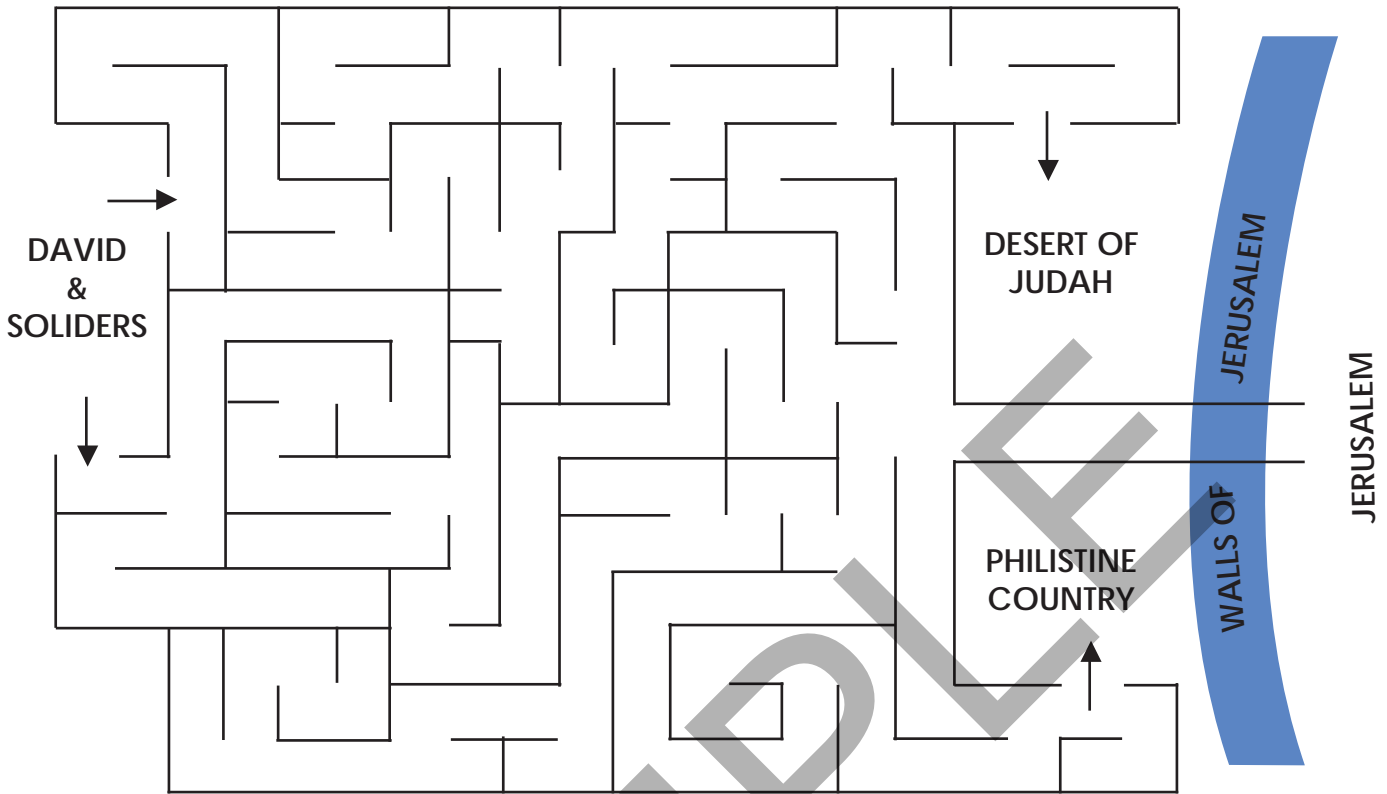
Activity 1

Spot the 5 differences.



Activity 2

Maze



Application/Response:

When we are faced with great difficulties, who should we call on for help? Give 2 examples of difficulties you have faced.

Prayer:

Dear Father, thank you that You are our refuge and strength, an ever present help in trouble. Help us to trust in You always. In Jesus's name, Amen.

Lesson 6: David brings the Ark to Jerusalem

Book/DVD-R Chapter 6

Theme:

Give our highest honour to God and He will honour us.

Lesson Aim:

Children will examine their lives to see if they are giving God honour by following what God wants them to do.

Bible Passage:

2 Sam 6-8; Psalm 19

Memory Verse:

Psalm 19:9 (NIV)



Activity 1

Colour David – the Poet King



1. What is King David doing here?

2. Who is King David worshipping?

3. Who does David honour most?

Application/Response:

When we are faced with great difficulties, who should we call on for help? Give 2 examples of difficulties you have faced.

Prayer:

Dear Father, thank you that You are our refuge and strength, an ever present help in trouble. Help us to trust in You always. In Jesus's name, Amen.

Lesson 7: David and Bathsheba

Book/DVD-R Chapter 7

Theme:

God forgives when there is a genuine desire for mercy and repentance but we may have to live with the terrible consequences of our sin.

Lesson Aim:

Children will encourage one another to act in ways that are right in God's eyes and pleasing to Him.

Bible Passage:

2 Sam 11-12

Memory Verse:


Psalms 51:12 (NIV)



Activity 1

Write a description of the situation depicted by the characters below and colour the picture.





Application/Response:

Sing: "Be careful little eyes what you see." When we see something we want, let's name two things that we already have and thank the person/s who gave them to us.

Prayer:

Dear God, we know we cannot cover up our errors from You. Help us, like David, to beg for Your forgiveness and be prepared to do what we can to come back to you. In Jesus' name, Amen.

Lesson 8: David and Absalom

Book/DVD-R Chapter 8

Theme:

"You reap what you sow". When David fails to correct or punish his children for their sins, God sees the sin and ensures there is justice. Divine justice is carried out even when human justice fails. God's justice cannot be stopped.

Lesson Aim:

The children will be obedient to their parents and authorities eg. teachers, as long as they do not go against the teachings of God

Bible Passage:

2 Sam 13-18

Memory Verse:

Psalms 51:16-17



Activity 1

Colour the picture



Activity 2 Questions

1. Who rebelled against King David?
2. What did he do?
3. What did David ask his general Joab to do about his son?
4. What happened during the battle?

Application/Response:

Absalom was a very handsome prince and very good with his words. However, his heart was not for God. How important are good looks and saying nice words compared to obeying God?

Prayer:

Dear Father, help us to be obedient to our parents who are teaching and showing us to obey you. In Jesus' name, Amen.

Lesson 9: Solomon succeeds David

Book/DVD-R Chapter 9

Theme:

Humbly acknowledging one's need for God's help to rule His people, i.e. praying for others and giving glory to God, brings him much more than wisdom. God bestows on him wealth and honour.

Lesson Aim:


Children should always give praise and honour to God no matter what.

Bible Passage:

1 Kings 1-3

Memory Verse:

James 1:5 (NLT)



Activity 1

Colour the picture



1. What did God say to Solomon in the dream?

2. What did Solomon ask for?

3. Was God pleased? How did God reward Solomon?

SAMPLE

Application/Response:

How can we pray like the way Solomon did, so that we can do good for others?

Prayer:

Dear Father, teach us to pray for others and not to make requests for our selfish gains but for your glory. In Jesus' name, Amen.

Lesson 10: Solomon Builds the Temple

Book/DVD-R Chapter 10

Theme:

God's command to Solomon is to follow His commandments. God is pleased with the Temple that Solomon had built, but He still requires Solomon to be obedient to the commandments.

Lesson Aim:


Children to understand that God created the heavens and the earth, yet He chooses to live inside us, who believe in Him. Therefore, we must honour God with our bodies and our lives.

Bible Passage:

1 Kings 6-8

Memory Verse:

1 Corinthians 6:19-20 (NIV)




Activity 1 *Colour the pictures*

1. What were the priests doing in the Temple of Jerusalem?



2. Where were the Israelites called to face whenever they prayed?



Application/Response:

Jesus has died for our sins. he suffered death and God raised Him from the dead. We do not need to make any animal sacrifices. How can we give thanks to Jesus and live lives that will honour Him and show our gratitude?

Prayer:

Dear Father, thank you for choosing to dwell inside of us. Help us Lord to follow Your commands so that we can bring honour to You. In Jesus' name, Amen.

Lesson 11: Solomon and the Queen of Sheba

Book/DVD-R Chapter 11

Theme:

The fear of the Lord is the beginning of wisdom and knowledge. Solomon gives glory and honour to God for his wisdom and all that he has achieved.

Lesson Aim:

Children to understand that wisdom is found in fearing God. i.e. give God top priority and obey His instructions from the Bible.

Bible Passage:

1 Kings 10-13

Memory Verse:

Proverbs 9:10 (NLT)



Activity 1 *Colour this picture*



1. Why did the Queen of Sheba come to visit King Solomon?

2. What did King Solomon show to the Queen of Sheba?

Application/Response:

The Queen of Sheba praised Solomon for his wisdom and also praised God. What can we do so that others who sees us will give praise to our God?

Prayer:

Dear God, teach us to live God fearing lives so that we gain wisdom and bring honour to You. In Jesus's name, Amen.

Lesson 12: The Kingdom Divided

Book/DVD-R Chapter 12

Theme:

When God has blessed us, we must not become proud and turn away from Him. Failure to obey and keep the covenant leads to God's discipline and punishment.

Lesson Aim:

Children to understand that Christians are called to love and obey God and not to turn to any other gods or to give higher importance to anything other than obeying the teachings of God.

Bible Passage:

1 Kings 11

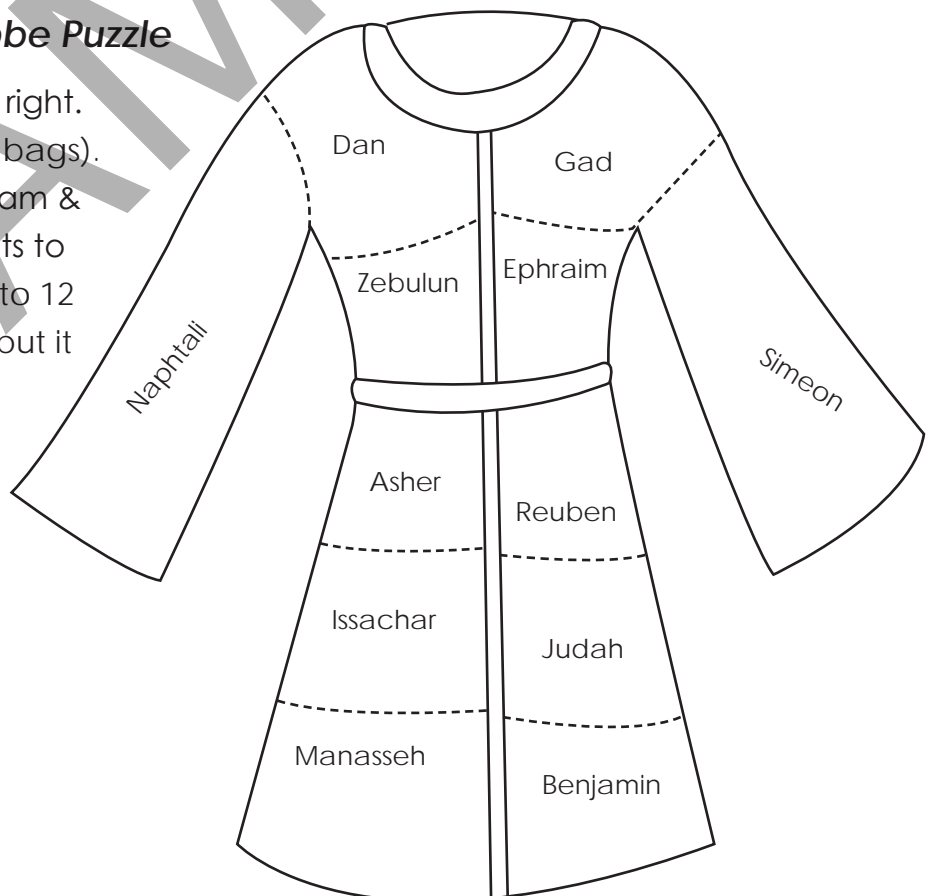
Memory Verse:

Deuteronomy 28:14 (NIV)



Activity 1 *Craft - Robe Puzzle*

Print out the robe puzzle on the right. (need: crayons, scissors, plastic bags). Briefly recall the story of Jeroboam & Ahijah (1 Kings 11:26-40). Students to colour the robe and cut it up into 12 pieces. Then, they can try and put it together again. Put in plastic bags to take home.



Activity 2

Colouring this picture



Application/Response:

When God has blessed us, what must we continue to do?

Prayer:

Dear God, help us to remember to always obey Your teachings when we are blessed by you, so that we will not become proud and boastful. In Jesus' name, Amen.

Lesson 13: Prophet Elijah and the Contest on Mt Carmel

Book/DVD-R Chapter 13

Theme:

God protects and provides for those who trust in Him no matter what the odds are, whether it is famine or an evil ruler with hundreds of false prophets.

Lesson Aim:

Children to know that God protects and provides for those who trust in Him, no matter what the odds are.

Bible Passage:

1 Kings 16:32–18:46

Memory Verse:

1 Kings 18:35 (NIV)



Activity 1

Fill in the boxes in the picture with these words:

prophets of Baal


Israelites

Statue of Baal

Fire from God

Elijah

altar of the Lord



Activity 2 Questions

1. What prophecy/message did God ask Elijah to give to King Ahab? Did it come true?
2. How did God provide for Elijah when he was hiding from King Ahab in the Kerith Ravine, east of the Jordan?
3. What happened when the Baal prophets prayed for fire to come down?
4. What happened when Elijah prayed for fire to come down?
5. Who is the true God?

Application/Response:

If you had to give an answer to Elijah's question, "Who is the god/God you are following?" could you say that you are following the One, True God?

Prayer:

Dear God, thank you for showing us through Elijah that when we stand up for you, we can trust you to protect and provide. In Jesus' name, Amen.

Lesson 14: Elijah, Ahab and Naboth's Vineyard

Book/DVD-R Chapter 14

Theme:

God can speak in dramatic ways like on Mt Carmel, but he often also speaks in a still soft whisper such as in the cave. God can speak to us in a soft whisper too.

Lesson Aim:


Children to pray and understand that God can speak to them in a still small voice. Children to understand that no crime will escape God's punishment.

Bible Passage:

1 Kings 19:1-18
1 Kings 21:1-25

Memory Verse:

1 Kings 19:12-13 (NIV)



Activity 1

Play with words - Code breaking


Fill in the blanks with the alphabet that comes before the following given alphabets.

UIF MPSE TQPLF JO B HFOUMF XIJTQFS

Activity 2 *Circle the correct answer*

Ahab & Naboth's Vineyard.

1. What did Naboth have that King Ahab wanted?



2. How did King Ahab feel when Naboth told him "No!"?



3. Who helped King Ahab get it?



4. How did King Ahab get the vineyard?



5. Did God like what King Ahab & Jezebel did to get the vineyard?



God was very angry and again sent Elijah to warn them what punishment was to come for both of them.

Application/Response:

Be assured that God can be trusted to take care of the unfair things that happen in our lives, like Elijah being hunted for speaking the truth and Naboth's life taken away by greed.

Can you think of an unfair situation you are facing and hand it over to God?

Prayer:

Dear Father, teach us to be mindful of your still small voice speaking to us when we pray. In Jesus' name, Amen.

Lesson 15: The Prophet Elisha and Naaman


Book/DVD-R Chapter 15

Theme:

To receive grace and blessings from God, we are called to have faith and obedience. Sometimes the instruction may appear silly in the eyes of the world, such as listening to the advice of a little slave girl, or the instruction of a prophet to go and bathe seven times in a dirty river.

Lesson Aim:

Children understand that they too can share the good news of God's salvation. Children understand that God wants us to be faithful to do simple things to show our obedience, not our cleverness.



Bible Passage:

2 Kings 5

Memory Verse:

1 Kings 19:12-13 (NIV)

Activity 1

Elijah taken to heaven on a chariot of fire. Photostat, colour and make a postcard write behind a description of the picture.



1. What did Elisha inherit from Elijah?
2. After Elijah, who became the voice of Israel's God?
3. Naaman was the commander of the army of which king?

Application/Response:

We focussed on 2 characters in our lesson today.
What can we learn from these two characters?

Naaman

Young slave girl

Prayer:

Dear Heavenly Father, help us to have courage when the opportunity comes to tell others about you. Help us to obey your clear and simple instructions from the Bible too. In Jesus' name, Amen.

Lesson 16: Jonah – The Reluctant Prophet

Book/DVD-R Chapter 16

Theme:

Sin leads to punishment from God. Repentance and turning back to God will lead to forgiveness and restoration of God's blessings and protection.

Lesson Aim:


Children to understand that sins leads to judgement, but repentance and turning back to God will lead to forgiveness and restoration (Fellowship with Him again)

Bible Passage:

Jonah 1-4

Memory Verse:

Jonah 3:10 (NIV)



Activity 1 *Colour Jonah and the big fish.*



Then draw what other things you think might have been inside the fish's stomach besides Jonah. Then write some thoughts you think Jonah might be praying for at this time!



Activity 2

Questions

1. Where did God instruct Jonah to go and what was he to do there?
2. Where did Jonah try to go instead?
3. What happened along the way?
4. For how many days was Jonah in the belly of the fish?
5. What happened after Jonah preached in the city of Nineveh?

Application/Response:

The people of Nineveh repented when they heard that God was going to punish them for their sins. God forgave and spared them. What should we do when we have been told that we have done wrong and displeased God?

Prayer:

Dear Heavenly Father, thank you that when we are truly sorry for what we have done, we can come to you to ask for forgiveness and get back on track with you. In Jesus' name, Amen.

Lesson 17: King Hezekiah and the Prophet Isaiah

Book/DVD-R Chapter 18

Theme:

God can use non-believers, like the Assyrians, to punish Israel for their disobedience.

Lesson Aim:

Children to see how they can ask for forgiveness like Hezekiah did and receive grace from God.

Bible Passage:

2 Kings 18-20

Memory Verse:

Deuteronomy 28:14 (NIV)



Activity 1

Look for small objects hidden in the picture. Count how many soldiers there are on the wall and how many with sword on the ground.



Activity 2

Questions

1. When Jerusalem was surrounded by Assyrian soldiers, what message did Prophet Isaiah give to King Hezekiah?

2. What happened to the Assyrian soldiers that night?

Application/Response:

What can you pray confidently about this week that you know God will hear and you can trust He will answer?

Prayer:

Dear God, thank you that we can turn to you like Hezekiah did and you can be trusted to act and answer. In Jesus' name, Amen.

Lesson 18: King Josiah, Reforms and the Fall of Judah

Book/DVD-R Chapter 19

Theme:

Josiah's attitude and response at discovering the word of God is deep sadness for his and the nation's sin. He immediately sets out to correct this situation. The word is read publicly and the king puts in place reforms. This is the attitude we must have when we know we have sinned against God.

Lesson Aim:

Children to understand that by asking for God's forgiveness, repenting and turning back to God, we can receive forgiveness and blessings.



Bible Passage:

2 Kings 21; 2 Chronicles 34-35

Memory Verse:

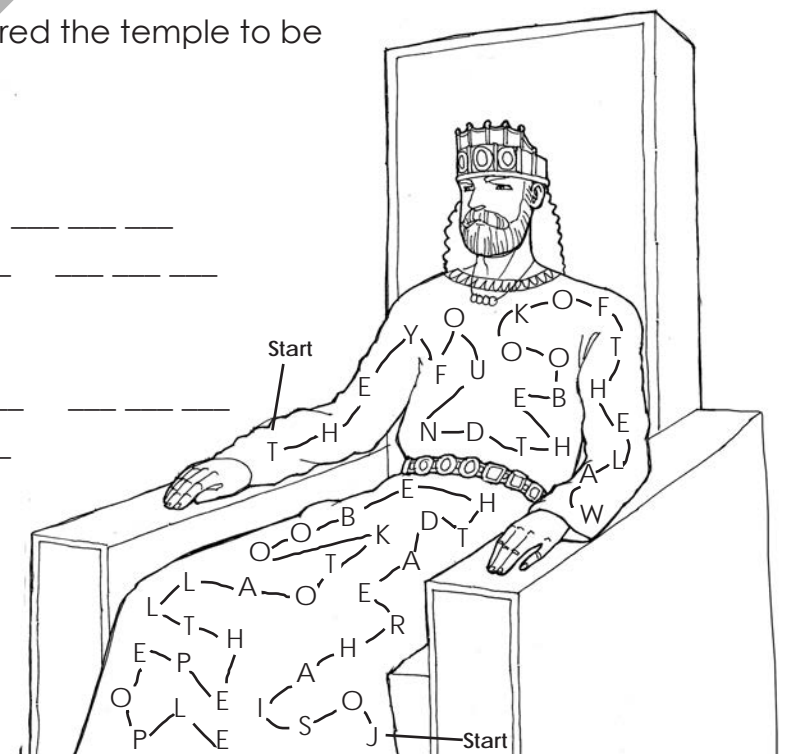
2 Chronicles 7:14 (NIV)

Activity 1 The lost book (2 Chron 34)

What happened when King Josiah ordered the temple to be cleaned? Follow the letter trail.

1. _____

2. _____



Activity 2

Questions

1. How old was Josiah when he became King?
2. Who was Josiah's father and grandfather?
3. What book did Josiah read from in front of the elders and people of Judah and Jerusalem?
4. What promise did Josiah make to God after the reading?

Application/Response:

Looking at the example of King Josiah, how should we treat the reading of the Bible?

Prayer:

Dear Heavenly Father, the Bible should be our most treasured possession and it is your word to each of us, to instruct, to feed and to strength us. Help us to read it with an open heart. In Jesus' name, Amen.

Lesson 19: Daniel of Babylon

Book/DVD-R Chapter 20

Theme:

If we honour God, He will honour and protect us. Human kingdoms will come and go. God's kingdom will be eternal. God can give us wisdom and insight to see beyond what others can see. When we are called to do so, we must speak and live our lives according to the wisdom that God has given us.

Lesson Aim:

Children to understand that we must always give glory to God.



Bible Passage:


Daniel 1-3

Memory Verse:

Daniel 2:47 (NLT)

Activity 1 Colour Activity

Name the characters.



Activity 2 Questions

1. What was the statue made of?
2. What came down and smashed the statue?
3. Who protected the three friends of Daniel in the furnace?
4. Who do you think was the fourth person in the furnace that the king saw?

Application/Response:

This week, make a commitment to honour and give glory to God in your home and at school. Write an example of each in the space provided and share with your class next week.

Prayer:

Dear Lord, help us to pray first and seek your wisdom in any situation we face this week, so that our actions will honour and bring glory to you. In Jesus' name, Amen.

Lesson 20: Daniel – The Writing's on the Wall

Book/DVD-R Chapter 21

Theme:

Nebuchadnezzar is proud about his conquests and achievements. But neither he nor his wise advisers can interpret the dream that he had been given. The mightiest kings on earth have no power beyond what God has allowed them to have.

Lesson Aim:

Children to know that when we have sinned and realise it, we must quickly turn back to God, ask for forgiveness and repent.



Bible Passage:

Daniel 4-5

Memory Verse:

Proverbs 11:2 (NIV)

Activity 1 *Drawing and Colouring*

Draw the animals under the great tree and then colour the picture.



1. Who is the one sleeping in the picture?
2. What did the messenger from heaven say in a loud voice?
3. What did Daniel say would happen to King Belshazar?

Application/Response:

Pride is taking credit for what God has given and we do not give Him the glory. Pride is sin. Write down, an area in your life where pride has taken over, and what you need to do about it.

I was proud when	I need to
------------------------	-----------------

Prayer:

Dear Lord, thank you for at times You speak very clearly to us in our lives, like the writing on the wall. We ask for forgiveness where we have gone wrong and repent. In Jesus' name, Amen.

Lesson 21: Ezra and the Return of the Exiles

Book/DVD-R Chapter 22

Theme:

God fulfills His promise that after a period of time, His people will be allowed to return to their homeland.

Lesson Aim:


God will deliver on His promise. When His people repent of their sins, God forgives and restores.

Bible Passage:

Ezra 1-6

Memory Verse:

2 Chronicles 7:14 (NIV)



Activity 1 Colour the hidden items.



Find the following items, how many of the following items can you spot

- | | |
|----------------------|----------------------|
| a. Gold dishes _____ | d. lamp stands _____ |
| b. Silver pans _____ | e. scrolls _____ |
| c. Gold bowls _____ | |

Activity 2 Questions

1. Which king allowed the Israelites to return to their home country?
2. Who moved the king's heart to make such a decision?
3. Why were some of the Jews sad when they saw the new rebuilt Temple?
4. When did the Israelites celebrate their first passover feast back in their own country after so many years in exile?

Application/Response:

Jeremiah had prophesied that one day the Jews would be allowed to return. Now the promise was fulfilled by King Cyrus of Persia. What can we learn from this story about trusting God to keep His promises?

Prayer:

Dear God. Help me not to feel helpless when I am faced with trouble. I trust that you are watching over me and will help me in my time of need. In Jesus' name, Amen.

Lesson 22: Daniel in the Lion's Den

Book/DVD-R Chapter 23

Theme:

God's gifts may distinguish us from other people but they ultimately give glory to God alone.

Lesson Aim:

Children to know that we must live our lives to be a positive example of our Christian faith.

Bible Passage:

Daniel 6


Memory Verse:

Daniel 6:22



Activity 1

Colour the picture. Fill in the blanks.



The King said: " _____

_____ "

Daniel replied, " _____

_____ "

What was the lion thinking.... " _____

_____ "

Application/Response:

How are our characters influencing others around us? Are others learning what it means to be a Christian by the way we live our lives or are they learning how to get into trouble at school or at home, because of our actions and attitudes?

Prayer:

Dear Heavenly Father, teach us to always put you first and to honour your name by our actions and attitudes, so that we influence those around us for the better.
In Jesus' name, Amen.

Lesson 23: The Story of Esther

Book/DVD-R Chapter 25

Theme:

Sometimes, God puts us in a position where we can do something important for Him. If we obey in faith, we have the privilege of playing a critical role in God's plans. If we do not obey, then God can raise up someone else to do the job, and we will be left out of His blessings.

Lesson Aim:


Children to learn that God uses people to carry out His plans. If we do not obey, He can raise up someone else to do the job, and we will miss out His blessings

Bible Passage:

Esther 4-10

Memory Verse:

Esther 4:14



Activity 1 Colour the picture



Activity 2 Questions

1. Who did King Xerxes of Persia choose to be his new Queen?
2. Who wanted to kill all the Jews in the Empire?
3. How was Haman planning to kill Mordecai?
4. Who helped to rescue the Jews?
5. What happened to Mordecai and Haman in the end?

Application/Response:

Esther submitted to God, and as a result He helped her overcome her fear. God proved to her that she was chosen for a special time and place.

Do you consider yourselves as chosen and placed? Share with a friend.

Prayer:

Dear Lord, thank you that when we submit, you can use ordinary people like us to point others to Jesus so that they can be saved from their sins, In Jesus' name. Amen

Lesson 24: Prophecies and Promises of the Future

Book/DVD-R Chapter 26

Theme:

God cares for His people He has promised them deliverance from exile and a future Messiah who will rule with Justice.

Lesson Aim:


To understand that God will fulfill His promises. The Messiah has come. His name is Jesus. Those who put their trust in Him will have their sins forgiven. One day He will rule with justice forever.

Bible Passage:

Ezekiel 37:1-13, Isaiah 9:1, 6-7; 11:2-10

Memory Verse:

Isaiah 9:10



Activity 1 Colour the picture



Isaiah prophesied that God would one day send Israel a Saviour.

1. Give some of the names of this person?

2. How will He rule?

3. He will delight in obeying _____.

4. What will He do for the poor?

Application/Response:

God's promise to Israel was fulfilled in Jesus. Let us put our trust in Jesus.

Prayer:


Lord Jesus, Thank you for coming to die on the cross for my sins. Please forgive my sins. I want to be your follower. In Jesus' name. Amen.

Note


SAMPLE

SAMPLE


Multimedia Books Currently Available




Genesis - In The Beginning




Moses and the Exodus




Joshua and the Judges



The Gospel Story




Epic of the Apostles Vol. 1



Epic of the Apostles Vol. 2



Visit us at www.pristine-world.com
For inquiries e-mail us at
pristineworld@gmail.com



© Pristine World Sdn Bhd
All Rights Reserved 2018