

STUDENT ACTIVITY



WORKBOOK

Based on

The Visual Bible Explorer Series

Kings and Prophets



Ages

7

—

8

years

SAMPLE



Student Activity Workbook

Based on
The Visual Bible Explorer Series
Kings and Prophets

Ages    years

Copyrights



First published in Malaysia in 2018 by Pristine World Sdn Bhd
Copyright © 2018 Pristine World Sdn Bhd, Malaysia

All rights reserved. No part of this publication or multimedia may be reproduced, stored in a retrieval system or transmitted in any form or by any means, electronic, mechanical, photocopying, recording, scanning or otherwise, without the prior written permission of the copyright owner.

Scripture taken from the **HOLY BIBLE, NEW INTERNATIONAL VERSION®**.
Copyright © 1973, 1978, 1984 by International Bible Society. Used by permission of Zondervan Publishing House. All rights reserved.

The “NIV” and “New International Version” trademarks are registered in the United States Patent and Trademark Office by International Bible Society. Use of either trademark requires the written permission of International Bible Society.

Acknowledgement

I would like to take this opportunity to thank Eleanor Woo and Eva Hew for their help in producing this set of Student Activity Workbooks.

Peter C. T. Lim
General Editor

Kings and Prophets

Contents

Lesson 1	Prophet Samuel – Last Judge of Israel	4
Lesson 2	Samuel the King Maker	6
Lesson 3	David and Goliath	8
Lesson 4	David the Fugitive	10
Lesson 5	David Becomes King	12
Lesson 6	David brings the Ark to Jerusalem	14
Lesson 7	David and Bathsheba	16
Lesson 8	David and Absalom	18
Lesson 9	Solomon Succeeds David	20
Lesson 10	Solomon Builds the Temple	22
Lesson 11	Solomon and the Queen of Sheba	24
Lesson 12	The Kingdom Divided	26
Lesson 13	Prophet Elijah and the Contest on Mt Carmel	28
Lesson 14	Elijah, Ahab and Naboth's Vineyard	30
Lesson 15	The Prophet Elisha and Naaman	32
Lesson 16	Jonah – The Reluctant Prophet	34
Lesson 17	King Hezekiah and the Prophet Isaiah	36
Lesson 18	King Josiah, Reforms and the Fall of Judah	38
Lesson 19	Daniel of Babylon	40
Lesson 20	Daniel – The Writing's on the Wall	42
Lesson 21	Ezra and the Return of the Exiles	44
Lesson 22	Daniel in the Lion's Den	46
Lesson 23	The Story of Esther	48
Lesson 24	Prophecies and Promises of the Future	50

Lesson 1: Prophet Samuel - Last Judge of Israel

Book/DVD-R Chapter 1

Theme:

God call his believers to special responsibilities and gives many chances. But if we continue to disobey Him, then God can choose someone else to replace us in carrying out His instructions.

Lesson Aim:


That the children will trust and obey when God calls them to do something.

Bible Passage:

1 Sam 3:10-21; 4:1-18; 8:1-22

Memory Verse:

1 Sam 3:10 (NIV)



Activity 1 *True/False*

1. Samuel heard a voice calling his name when he was sleeping near the Ark of the Covenant. True / False
2. Eli was obedient to God's instruction, so God continued to use him. True / False
3. God wants obedience from His servants. True / False
4. Samuel said, "Speak, for your servant is listening," when he heard the Lord's voice for the fourth time. True / False
5. Samuel was eager and happy to tell Eli's his vision of what would happen to Eli's family. True / False

Activity 2

Discuss and write down things we can do to listen and obey various people listed below.

*Samuel listened and obeyed God.
How can we listen and obey God?*

GOD

MUM

DAD

BIBLE

FRIENDS



Application/Response:

Do you feel that God is asking you to do something? It does not need to be something very fantastic. List down two ways you can obey and trust God to help you for the coming week.

Prayer:

Dear God, teach me to recognise Your calling and to trust You always. In Jesus' name, Amen.

Lesson 2: Samuel the King Maker

Book/DVD-R Chapter 2

Theme:

Obedience to God's instruction is more important than a ritualistic sacrifice. We cannot hide our sins from God.

Lesson Aim:

That the children understand that sins cannot be hidden from God. Man looks on the outside but the Lord looks at the heart – or the inside.

Bible Passage:

1 Sam 15:1 – 16:5

Memory Verse:



1 Sam 15:22 b (NLT)



Activity 1

Spot the Difference.


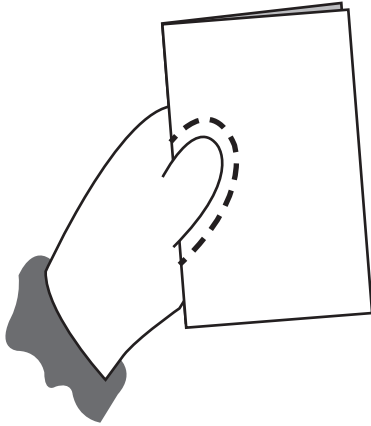
There are 6 differences. Find and circle them on the picture on the right.



Activity 2

Craft – What's Inside My Heart Counts

You will need: red paper, markers or crayons, scissors, white paper, glue.



Bible Point: What's in your heart counts

1. Fold red paper in half and hold the folded side with your thumb.
2. Cut about a half inch or inch bigger than your thumb so it will make the shape of half a heart. Make at least three of these along the fold.
3. On the paper where your thumb was write one thing people can see by looking at you.
4. On the inside of each red heart write one thing about you that you're proud of that people cannot see by looking at you.
5. Glue the heart halves on a piece of paper so they can be opened and closed. Write "What's in our heart counts" on the top of the paper. Write your name on the back of the paper.

Follow-through: Teacher can collect the papers and read what's on the inside of the hearts. Kids can guess, give clues, etc

Truth: It's very hard to see what's inside a person, but God does it every day.

Application/Response:

When God shows you that you are guilty of sin, how do you respond?

(Agree with God, confess and repent from the sins and not make excuses.)

Prayer:

Dear God, teach me not to make excuses, but to confess and repent from the sin I am guilty of. In Jesus' name, Amen.

Lesson 3: David and Goliath

Book/DVD-R Chapter 3

Theme:

God chooses the faithful follower to perform great tasks.

Lesson Aim:

That the children understand that God has called us to be fruitful and He is able to protect and provide when we serve and follow Him.

Bible Passage:

1 Sam 16:5 – 17:58

Memory Verse:

1 Samuel 17:32



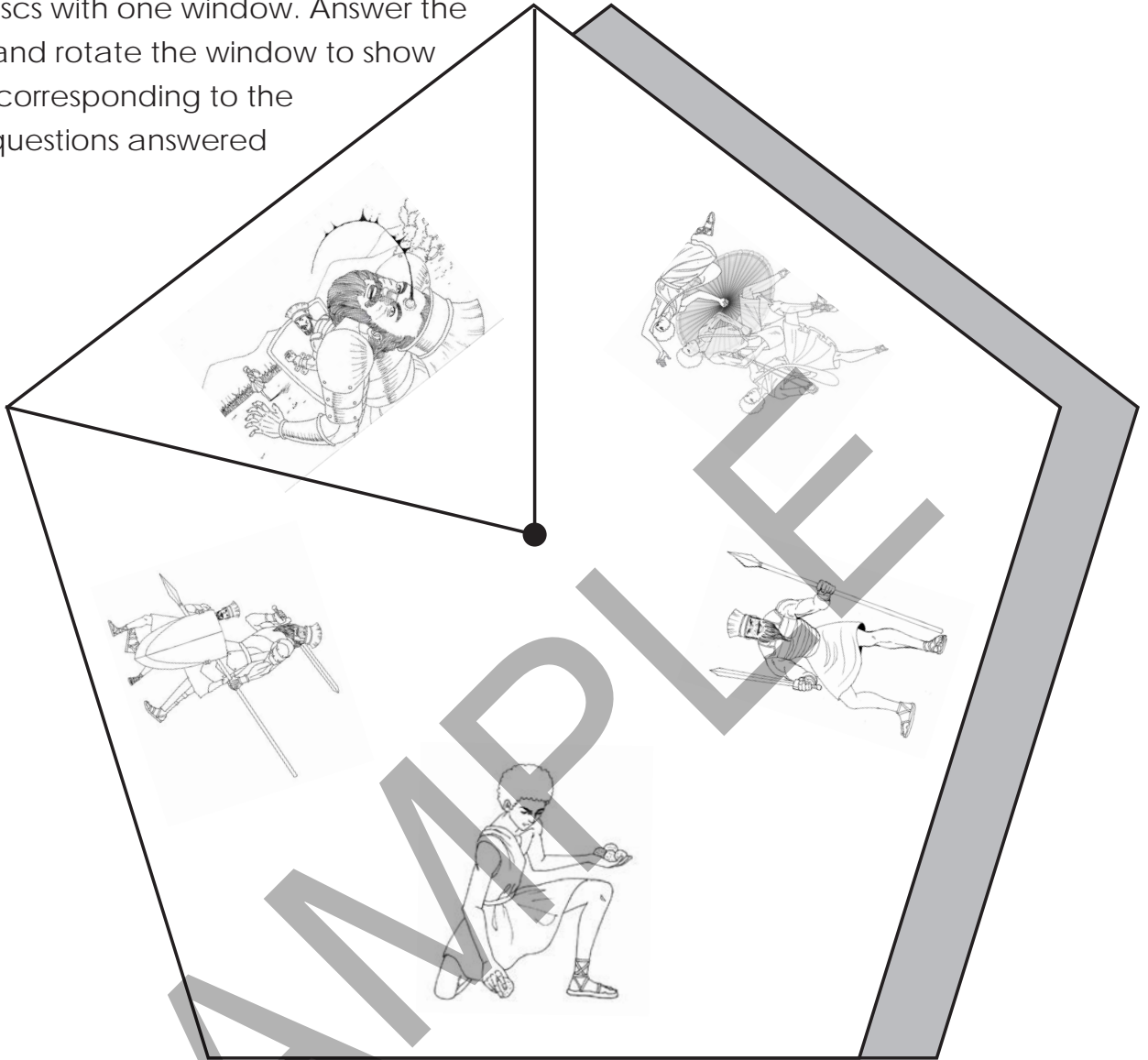
Activity 1

Questions

1. What was the name of the Philistine giant?
2. Where did he come from?
3. How many stones did David pick from the nearby brook?
4. Whose armour did David try to wear at first?
5. Who did David say was going to help him defeat Goliath?

Activity 2 *Photostat, Colour and cut.*

2 rotating discs with one window. Answer the questions - and rotate the window to show the picture corresponding to the number of questions answered correctly.



Application/Response:

When we face difficulties in our studies, how do we know that God can help us?

Prayer:

Thank you God, that we can always depend on You to help us through the difficulties that sometimes come our way. Amen.

Lesson 4: David the Fugitive

Book/DVD-R Chapter 4

Theme:

Obedience to God requires us to have faith that He will accomplish His purposes and we must be patient sometimes.

Lesson Aim:

That the children understand that God does not want us to break His laws or do anything against what the Bible teaches... in thinking that we are helping to accomplish His purposes.

Bible Passage:

1 Sam 21 & 24; Psalm 23


Memory Verse:

Psalm 23:1 (NLT)



Activity 1

Help David escape from King Saul to the desert of En Gedi.



Activity 2

Search for it

A D Q W M R B V A M C
H X E P M P J F L O W
I L N N L V R W N T N
M P Y G I A W S W J D
E J D D I A P L E B B
L D R D Y I R A D G M
E U Q Q R D L T R Q Z
C Z R I Z O J Y S P D
H Q N Y U R X Z B E T
D G Z S D K Q Y Q K R

1. When David was going through the darkest valley (difficult times), he was not **afr**_____ because God was with him.
2. Saul thought that Jonathan was **conspiring** with David.
3. When David needed food and weapons **Ahi**_____, the priest, gave him what he needed.
4. Saul felt extremely **jea**_____ towards David, which caused him to sin by killing many people.
5. David's men wanted to kill Saul, but David **res**_____ them.

Application/Response:

In your opinion, who was more righteous, Saul or David? Why?

Prayer:

Dear Lord, help me to submit to you and the teachings in the Bible and to trust that whatever happens, you are in control. In Jesus's name, Amen.

Lesson 5: David Becomes King

Book/DVD-R Chapter 5

Theme:

Unrepentant disobedience to God leads to silence from Him.

We must not resort to any wrong-doing in the name of achieving God's purposes.

Lesson Aim:

We must follow David's example (to be innocent) and not do anything that is against the teachings of the Bible. Trust that God will help us to achieve His plan for us.

Bible Passage:

1 Sam 28-31


Memory Verse:

2 Samuel 5:10 (NLT)




Activity 1

Spot the 5 differences.



Activity 2

Crossword Puzzle



ACROSS

1. A general named _____ made Ish-Bosheth, Saul's son, successor to the throne.
2. David Conquered _____ from the Jebusites and made it his capital.

DOWN

3. The LORD instructed David to go to this city.
4. All the tribes of _____ made David their king at Hebron.

Application/Response:

When we are faced with great difficulties, who should we call on for help? Give 2 examples of difficulties you have faced.

Prayer:

Dear Father, thank you that You are our refuge and strength, an ever present help in trouble. Help us to trust in You always. In Jesus's name, Amen.

Lesson 6: David brings the Ark to Jerusalem

Book/DVD-R Chapter 6

Theme:

Give our highest honour to God and He will honour us.

Lesson Aim:

Children will examine their lives to see if they are giving God honour by doing what God wants them to do.

Bible Passage:

2 Sam 6-8

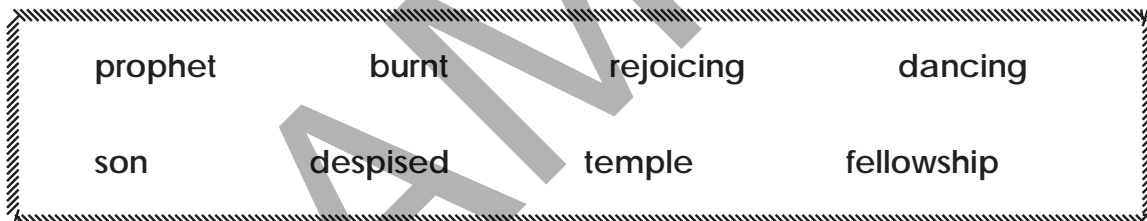
Memory Verse:

Psalm 19:9 (NIV)



Activity 1

Fill in the blanks. Use the helping words in the word blank.

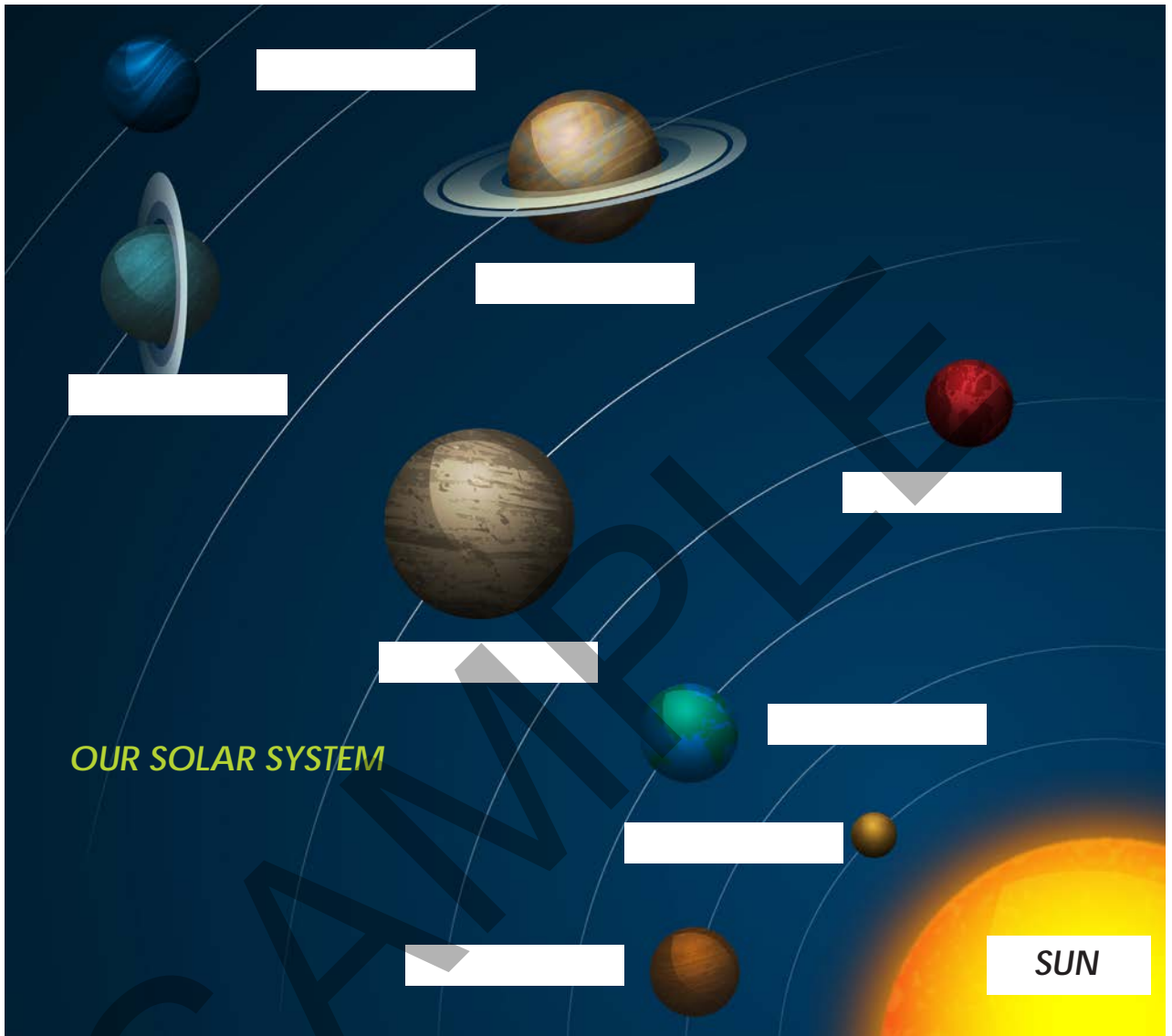


1. When the Ark of the LORD arrived in Jerusalem, there was much _____ and celebration.
2. Michal, David's wife, later _____ him when she saw him _____ with all his might before the LORD.
3. David sacrificed _____ offerings and _____ offerings when the Ark arrived in Jerusalem.
4. David wanted to build a _____ for the LORD.
5. The LORD, through Nathan the _____, told David that not him, but his _____ will build the temple.

Activity 2

Name the planets in our Solar System

Read Psalms 8. David was full of praise for God when he looked at the Stars above. Can you name some of the planets in our Solar System? What do they show you about God's greatness?



Application/Response:

When we are faced with great difficulties, who should we call on for help? Give 2 examples of difficulties you have faced.

Prayer:

Dear Father, thank you that You are our refuge and strength, an ever present help in trouble. Help us to trust in You always. In Jesus's name, Amen.

Lesson 7: David and Bathsheba

Book/DVD-R Chapter 7

Theme:

God forgives when there is a genuine desire for mercy and repentance but we will have to live with the terrible consequences of our sin.

Lesson Aim:

Children will encourage one another to act in ways that are right in God's eyes and pleasing to Him.

Bible Passage:

2 Sam 11-12

Memory Verse:


Psalms 51:12 (NLT)



Activity 1

Write a description of the situation depicted by the characters below and colour the picture.

King David



Prophet Nathan



Activity 2

Cover up

1. Start with a clean sheet of paper.
2. Wad up a small lump of paper and glue it onto the clean sheet of paper.
3. Use various materials such as fabric, tissue paper, cardboard, etc. available to "cover up" the lump.
4. Wait for everyone to complete then ask if any of the pages are unspotted/clear as the original.
5. Discuss how adding more things to cover up a sin just makes the original lump bigger.

Application/Response:

Sing: "Be careful little eyes what you see." When we see something we want, let's pause and name two things that we already have and thank the person/s who gave them to us.

Prayer:

Dear God, we know we cannot cover up our errors from You. Help us, like David, to beg for Your forgiveness and be prepared to do what we can to come back to you. In Jesus' name, Amen.

Lesson 8: David and Absalom

Book/DVD-R Chapter 8

Theme:

“You reap what you sow”. When David fails to correct or punish his children for their sins, God sees the sin and ensures there is justice. Divine justice is carried out even when human justice fails. God’s justice cannot be stopped.

Lesson Aim:

The children will be obedient to their parents and authorities eg. teachers, as long as they do not go against the teachings of God.

Bible Passage:

2 Sam 13-18

Memory Verse:

Psalms 51:16 - 17 (NLT)



Activity 1

True / False

- | | |
|---|--------------|
| 1. David had a loving family. | True / False |
| 2. Absalom 'honoured' his father. | True / False |
| 3. David loved his children. | True / False |
| 4. Joab, David's general, always considered David's feelings first. | True / False |
| 5. People admired Absalom for his good looks. | True / False |
| 6. Absalom was beautiful inside and out. | True / False |
| 7. David wept at the news of Absalom's death. | True / False |

Activity 2

Write a graphic novel using the pictures below and filling in the blanks



David and Absalom's armies fought it out in the forest of Ephraim. What happened?



Absalom told David that Amnon had raped his sister, Tamar. David was angry but did nothing more



Absalom took revenge for his sister by _____

 Amnon.



To grab power, Absalom gained favour from the people



What did Absalom do for himself
 He made the king _____



When Absalom approached Jerusalem with his army, David



How did Absalom die?

Application/Response:

Absalom was a very handsome prince and very good with his words. However, his heart was not for God. How important are good looks and saying nice words compared to obeying God?

Prayer:

Dear Father, help us to be obedient to our parents who are teaching and showing us to obey you. In Jesus' name, Amen.

Lesson 9: Solomon succeeds David

Book/DVD-R Chapter 9

Theme:

Humbly acknowledging one's need for God's help to rule His people, i.e. praying for others and giving glory to God, brings Solomon much more than wisdom. God bestows on him wealth and honour.

Lesson Aim:

Children should always give praise and honour to God no matter what.

Bible Passage:

1 Kings 1-3

Memory Verse:

James 1:5 (NLT)



Activity 1

Decode it.

What did Solomon ask from God?

A	B	C	D	E	F	G	H	I	J	K	L	M	N	O	P	Q	R	S	T	U	V	W	X	Y	Z
17	3	2	24	4	10	13	8	5	16	15	1	20	11	7	25	19	26	6	14	21	23	9	18	22	12

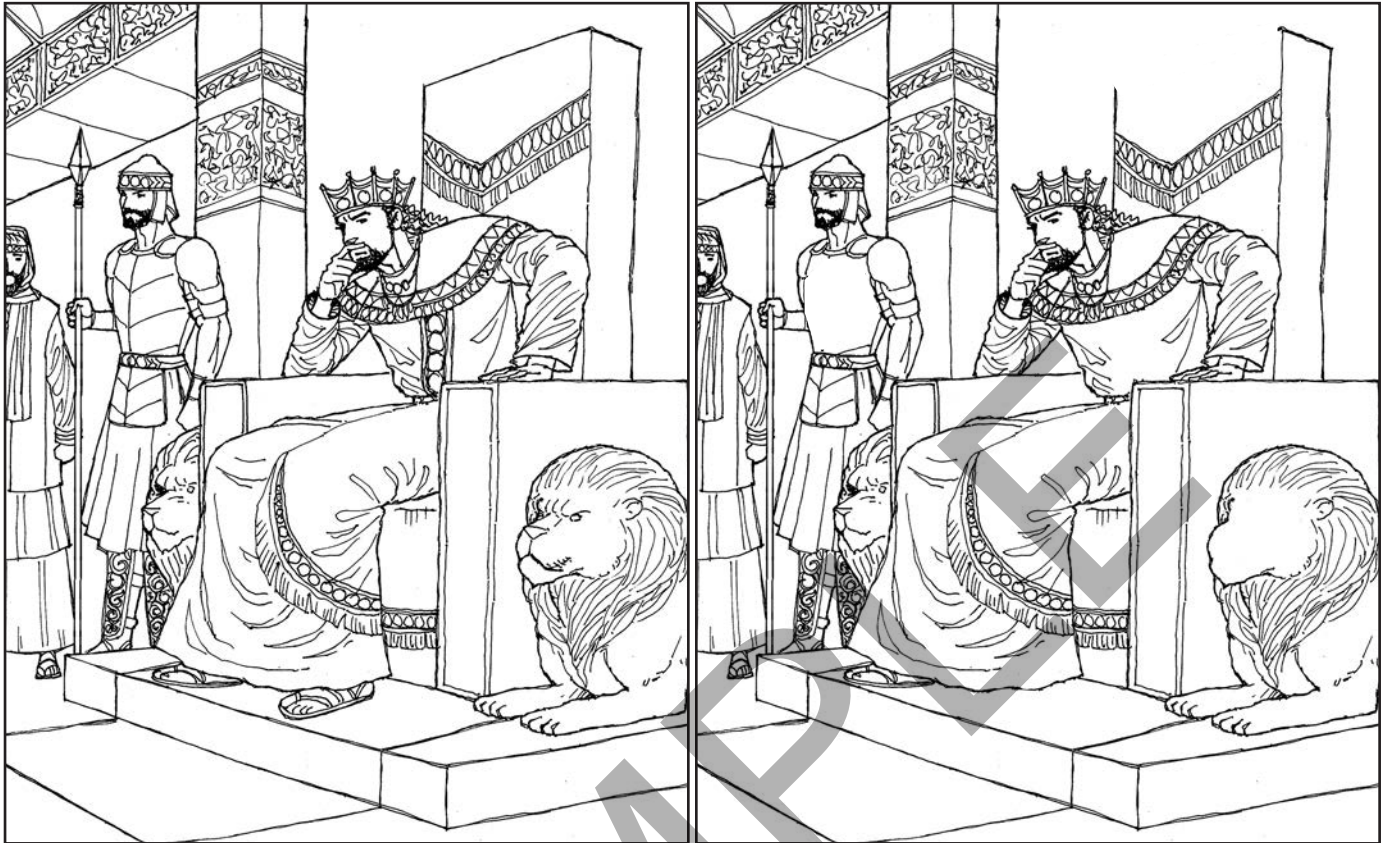
_____ ? (1 Kings 3:9a, NIV)

God answered Solomon's prayer and gave him "wisdom and very great insight, and a breadth of understanding as measureless as the sand on the seashore."
(1 King 4:29)

Activity 2

Spot the differences.

There are 5 differences. Find and circle them on the picture on the right.



The picture above is about how Solomon had to make a difficult decision in 1 King 3:16-28. Read the story and tell how he used his gift of wisdom that God gave him.

Application/Response:

How can we pray like the way Solomon did, so that we can do good for others?

Prayer:

Dear Father, teach us to pray for others and to make requests not for our selfish gains but for your glory. In Jesus' name, Amen.

Lesson 10: Solomon Builds the Temple

Book/DVD-R Chapter 10

Theme:

God's command to Solomon is to follow His commandments. God is pleased with the Temple that Solomon has built, but He still requires Solomon to be obedient to the commandments.

Lesson Aim:

Children to understand that God created the heavens and the earth, yet HE choses to live inside us, who believe in Him. Therefore, we must honour God with our bodies and our lives.

Bible Passage:

1 Kings 6-8

Memory Verse:

1 Corinthians 6:19-20 (NLT)

Activity 1 *Do you know?*

God was pleased and filled the temple with His presence. But God had conditions to His promise to dwell in the Temple. Read 1 King 9:4-8 (NIV) and fill in the list.

worship turn do serve faithfully commanded walk observe

The Israelites must:

1. _____ before God _____ with integrity of heart and uprightness.
2. _____ all that God _____.
3. _____ His decess and laws.
4. Not _____ away from God.
5. Not _____ other gods or _____ them.

Application/Response:

Jesus has died for our sins. He suffered death and God raised Him from the dead. We do not need to make any animal sacrifices. How can we give thanks to Jesus and live lives that will honour Him and show our gratitude?

Prayer:

Dear Father, thank you for chosing to dwell inside of us. Help us Lord to follow Your commands so that we can bring honour to You. In Jesus' name, Amen.

Activity 1

Photostat, colour and cut. Make a model of Solomon's Temple.

Solomon's Temple



Lesson 11: Solomon and the Queen of Sheba

Book/DVD-R Chapter 11

Theme:

The fear of the LORD is the beginning of wisdom and knowledge. Solomon gives glory and honour to God for his wisdom and all that he has achieved.

Lesson Aim:

Children to understand that wisdom is found in fearing God, i.e. give God top priority and obey His instructions from the Bible.

Bible Passage:

1 Kings 10-13

Memory Verse:

Proverbs 9:10 (NLT)



Activity 1

Describe it



God used Solomon to show the world how godly fear could wonderfully bless a country and its people. The Queen of Sheba recognised this.

Based on what you have read in the story, imagine you are the Queen of Sheba or her scribe. Write a description of what you have observed and how impressed you are.

Activity 2

Do you know?

Fearing God means giving Him our highest respect and honour, and top priority in our lives.

What does fearing God produce?

Below is a Proverb from the Bible that teaches about the fear of the Lord. Write the letter that comes AFTER each letter.

Example (Prov 10:23b)

A PERSON OF UNDERSTANDING DELIGHTS IN WISDOM
Z ODQRNM NE TMC DQRSZMCHMG CDKHFGSR HM VHRCNL

Prov 9:10 (NLT)

EDZO NE SGD KNQC HR SGD ENTMCZSHNM NE VHRCNL JMNVKDCFD

NE SGD GNKX NMD QDRTKSR HM FNNC ITCFDLMS

A B C D E F G H I J K L M N O P Q R S T U V W X Y Z

Note: 'A' come after 'Z'

Application/Response:

The Queen of Sheba praised Solomon for his wisdom and also praised God. What can we do so that others who sees us will give praise to our God?

Prayer:

Dear God, teach us to live God-fearing lives so that we gain wisdom and bring honour to You. In Jesus's name, Amen.

Lesson 12: The Kingdom Divided

Book/DVD-R Chapter 12

Theme:

When God has blessed us, we must not become proud and turn away from Him. Failure to obey and keep the covenant leads to God's discipline and punishment.

Lesson Aim:

Children to understand that Christians are called to love and obey God and not to turn to any other gods or to give higher importance to anything other than obeying the teachings of God.

Bible Passage:

1 Kings 11

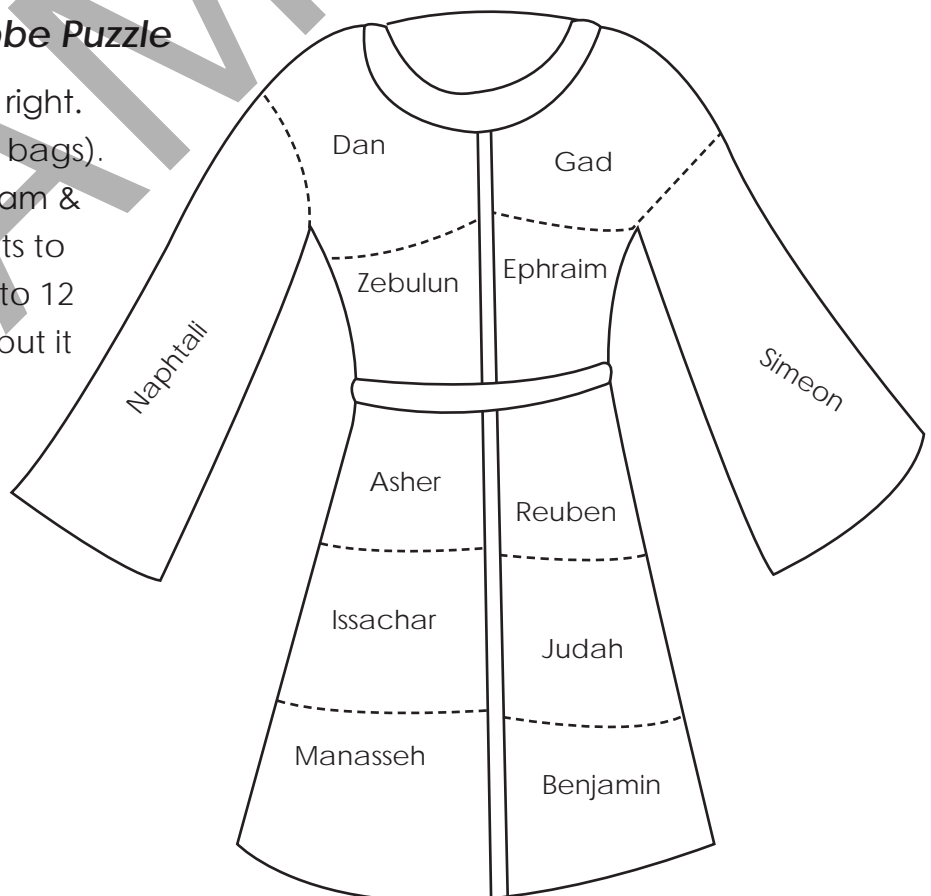
Memory Verse:

Deuteronomy 28:14 (NIV)




Activity 1 *Craft - Robe Puzzle*

Print out the robe puzzle on the right. (Need: crayons, scissors, plastic bags). Briefly recall the story of Jeroboam & Ahijah (1 Kings 11:26-40). Students to colour the robe and cut it up into 12 pieces. Then, they can try and put it together again. Put in plastic bags to take home.



Activity 2

Gross word Puzzle



ACROSS

4. _____ turned away from the Lord.
6. The detestable god of the Ammonites.
8. This prophet tore his new cloak into 12 pieces when he met Jeroboam.
10. A good worker in the court of Solomon.
11. God said to Solomon, "For the sake of your father _____"
12. The god of the Moabites.

DOWN

1. The goddess of the Sidonians.
2. The tribes of Ephraim and Manasseh were his descendants.
3. The number of tribes Jeroboam will be given.
5. The southern kingdom of two tribes.
7. _____ succeeded his father Solomon.
9. The northern kingdom of 10 tribes.

Application/Response:

When God has blessed us, what must we continue to do?

Prayer:

Dear God, help us to remember to always obey Your teachings when we are blessed by you, so that we will not become proud and boastful. In Jesus' name, Amen.

Lesson 13: Prophet Elijah and the Contest on Mt Carmel

Book/DVD-R Chapter 13

Theme:

God protects and provides for those who trust in Him no matter what the odds are, whether it is famine or an evil ruler with hundreds of false prophets.

Lesson Aim:

Children to know that God protects and provide for those who trust in Him, no matter what the odds are.

Bible Passage:

1 Kings 16:32 – 18:46


Memory Verse:

1 Kings 18:35 (NIV)



Activity 1 *Craft - Make a Book Mark*

The picture below depict the contest on Mt. Carmel between Elijah and the prophets of Baal. Colour, cut and make a book mark.



Activity 2

Discover

1. What message/prophecy did God ask Elijah to give to King Ahab? Did it come true?

2. What did Jezebel do because she was angry about the draught?

3. How did God provide for Elijah when he was hiding from King Ahab in the Kerith Ravine, east of Jordan?

4. Who answered the prophets of Baal as they offered their sacrifice?

5. What happened when Elijah prayed for fire to come down?

6. How can you stand up for God this week?

Application/Response:

If you had to give an answer to Elijah's question, "Who is the god/God you are following?" could you say that you are following the One, True God?

Prayer:

Dear God, thank you for showing us, through Elijah, that when we stand up for You, we can trust You to protect and provide. In Jesus' name, Amen.

Lesson 14: Elijah, Ahab and Naboth's Vineyard

Book/DVD-R Chapter 14

Theme:

God can speak in dramatic ways like in Mt Carmel, but he often also speaks in a still soft whisper such as in the cave. God can speak to us in a soft whisper too.

Lesson Aim:


Children to pray and understand that God can speak to them in a still small voice. Children to understand that no crime will escape God's punishment.

Bible Passage:

1 Kings 19:1-18
1 Kings 21:1-25

Memory Verse:

1 Kings 19:12-13 (NIV)



Activity 1 Decode it

How did God display his power to Elijah on Mt. Sinai? Unscramble these words to find your answers.

1. Diwn _____ 2. Etqhauarke _____ 3. Rife _____

But Elijah did not sense God's presence in these powerful display. Instead, God intentionally chose this option. Decode it.




☞	☜	☞	☜	☞	☜	☞	☜	☞	☞	☹	☹	☹	☄
A	B	C	D	E	F	G	H	I	J	K	L	M	

☠	☞	☜	✈	⚙	💧	❄	✝	✝	✝	✝	☆	☾
N	O	P	Q	R	S	T	U	V	W	X	Y	Z

Activity 2 *Circle the correct answer*

Ahab & Naboth's Vineyard.

1. What did Naboth have that King Ahab wanted?



2. How did King Ahab feel when Naboth told him "No!"?



3. Who helped King Ahab get it?



4. How did King Ahab get the vineyard?



5. Did God like what King Ahab & Jezebel did to get the vineyard?



God was very angry and again sent Elijah to warn Ahab and Jezebel what punishment was to come for both of them.

Application/Response:

Be assured that God can be trusted to take care of the unfair things that happen in our lives, like Elijah being hunted for speaking the truth and Naboth's life taken away by greed.

Can you think of an unfair situation you are facing and hand it over to God?

Prayer:

Dear Father, teach us to be mindful of Your still small voice speaking to us when we pray. In Jesus' name, Amen.

Lesson 15: The Prophet Elisha and Naaman

Book/DVD-R Chapter 15

Theme:

To receive grace and blessings from God, we are called to have faith and obedience. Sometimes the instruction may appear silly in the eyes of the world, such as listening to the advice of a little slave girl, or the instruction of a prophet to go and bathe seven times in a dirty river.

Lesson Aim:

Children understand that they too can share the good news of God's salvation. Children understand that God wants us to be faithful to do simple things to show our obedience, not our cleverness.



Bible Passage:

2 Kings 5

Memory Verse:

1 Kings 19:12-13 (NIV)

Activity 1 *Discover*

Fill in the blank with the word from the word bank. Then find the words in the word search.

R	L	E	A	R	S	I	W	Y
E	V	A	L	I	A	N	T	L
D	S	P	V	E	D	J	E	J
N	A	L	R	O	V	P	X	N
A	M	H	G	O	R	A	A	D
M	A	N	S	O	P	M	L	Y
M	R	N	S	I	A	H	P	S
O	I	Y	Y	A	L	B	E	V
C	A	T	N	Q	J	E	D	T

1. Na_____ was com_____ of the army of the King of Aram
2. Naaman was a val_____ soldier but he a skin disease _____
3. Naaman's wife had a sla_____ girl from Isr_____
4. This little girl knew the Go_____ of Israel
5. She told Naaman's wife about a pro_____ in Sa_____ who could heal Naaman.
6. God, through the prophet E_____, healed Naaman believed in the God of Israel.

Activity 2

Bible Verse Memorization in Action

Naaman just had to be obedient and performed a simple task and he was healed. "So Naaman went down to the Jordan, dipped himself in it seven times, and he was completely cured." 2 Kings 5)

So Naaman went down to the Jordan : *Wave your arms like waves of water.*

Dipped himself in it seven times: *bend down seven times.*

And he was completely cured: *Smile while wiping your arm.*

2 kings 5: *hold up two fingers on one hand five fingers on the other.*

14: *hold up one finger on one hand and four fingers on the other hand.*

Repeat a few times. Learning with action is fun!

Application/Response:

We focussed on 2 characters in our lesson today.

What can we learn from these two characters?

Naaman

Young slave girl

Prayer:

Dear Heavenly Father, help us to have courage when the opportunity comes to tell others about You. Help us to obey Your clear and simple instructions from the Bible too. In Jesus' name, Amen.

Lesson 16: Jonah – The Reluctant Prophet

Book/DVD-R Chapter 16

Theme:

Sin leads to punishment from God. Repentance and turning back to God will lead to forgiveness and restoration of God's blessings and protection.

Lesson Aim:


Children to understand that sins leads to judgement, but repentance and turning back to God will lead to forgiveness and restoration. (Fellowship with Him again).

Bible Passage:

Jonah 1-4

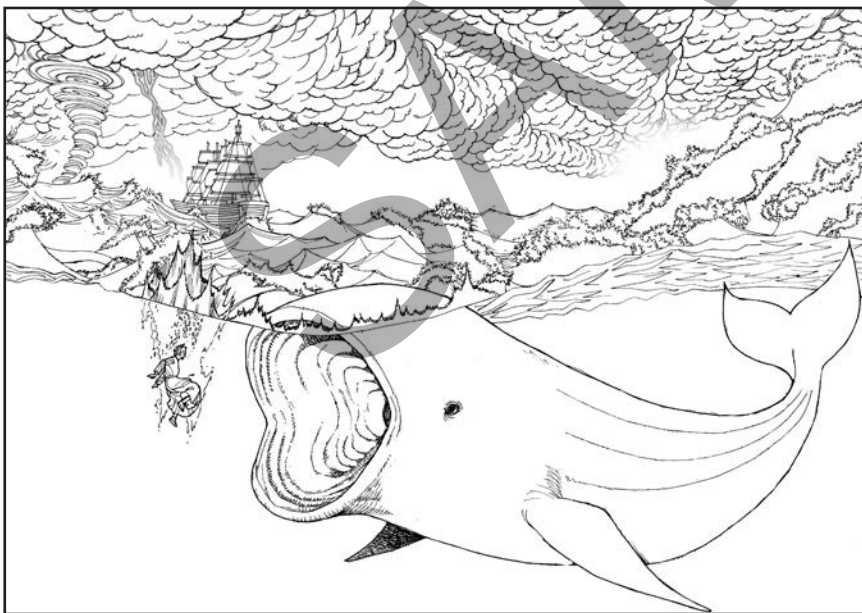
Memory Verse:

Jonah 3:10 (NIV)




Activity 1

Colour Jonah and the big fish.



Then draw what other things you think might have been inside the fish's stomach besides Jonah. Then write some thoughts you think Jonah may be praying for at this time!



Activity 2

Cryptogram

Use the code below to solve the cryptogram about the main events in the story of Jonah.

A	B	C	D	E	F	G	H	I	J	K	L	M	N	O	P	Q	R	S	T	U	V	W	X	Y	Z
1	2	3	4	5	6	7	8	9	10	11	12	13	14	15	16	17	18	19	20	21	22	23	24	25	26

1. God instructed Jonah to go to 14. 9. 14. 5. 22. 5. 8 _____ and 16. 18. 5.1.3. 8 _____ against it because God had noted the 23.9.3.11.5.4.14.5.19.19 _____.
2. Instead, Jonah tried to go to 20.1.18.19.8.9.19.8 _____ by taking a ship from 10.15.16.16.1 _____.
3. The 12.15.18.4 _____ sent a great 19.20.15.18.13 _____ and the sailors cast 12.15.20.19 _____ to find out who was responsible.
4. Jonah owned up and asked to be 20.8.18.15.23.14 _____ into the sea. A big 6.9.19.8 _____ swallowed him up and he was inside its belly for 20.8.18.5.5 _____ days and night.
5. After Jonah preached in the city of Nineveh, the Ninevites 2.5.12.9.5.22.5.4 _____ God. They 6.1.19.20.5.4 _____ and put on 19.1.3.11.3.12.15.20.8 _____ and 18.5.16.5.14.20.5.4 _____ from their evil ways.
6. God 18.5.12.5.14.20.5.4 _____ and did not 4.5.19.20.18.15.25 _____ the Ninevites.

Application/Response:

The people of Nineveh repented when they heard that God was going to punish them for their sins. God forgave and spared them. What should we do when we have been told that we have done wrong and displeased God?

Prayer:

Dear Heavenly Father, thank you that when we are truly sorry for what we have done, we can come to You to ask for forgiveness and get back on track with You. In Jesus' name, Amen.

Lesson 17: King Hezekiah and the Prophet Isaiah

Book/DVD-R Chapter 18

Theme:

God can use non-believers, like the Assyrians, to punish Israel for their disobedience.

Lesson Aim:

Children to see how they can ask for forgiveness like Hezekiah did and receive grace from God.

Bible Passage:

1 Kings 18-20

Memory Verse:

Deuteronomy 28:14 (NIV)



Activity 1 *True/False*

1. Hezekiah's father, King Ahaz, was a godly king. True / False
2. Hezekiah was a good king who trusted and obeyed. True / False
3. Sennacherib was an Assyrian king. True / False
4. When the Assyrian army laid siege on Jerusalem, Hezekiah called the Egyptians for help. True / False
5. Isaiah told Hezekiah not to be afraid and that the LORD will defend the city. True / False
6. An angel of the LORD put to death 165,000 Assyrians in one night. True / False
7. Sennacherib returned to his own country and was killed by his sons. True / False

Activity 2 Sequencing

When Hezekiah was very ill and Isaiah told him he would die, Hezekiah prayed fervently to God. Read 2 King 20:5-6 and sequence God's answers to Hezekiah. Write nos.1-6 in the boxes provided.

Answered Prayers:

- Three days from now, you will get out of bed and go to the temple of the LORD.
- I will defend this city for My own honour and for David's sake.
- I have heard your prayer and seen your tears.
- I will add fifteen years to your life.
- I will heal you.
- I will rescue you and this city from the king of Assyria.

Application/Response:

What can you pray confidently about this week that you know God will hear and you can trust He will answer?

Prayer:

Dear God, thank you that we can turn to You like Hezekiah did and You can be trusted to act and answer. In Jesus' name, Amen.

Activity 2

Fill in the blanks.

Use the word bank to fill in the blanks.

King Josiah stood by a _____
and made a _____ to _____
that he would _____ God's laws.

The people agreed to _____ god's laws.

_____ the _____ were
destroyed!

King Josiah was _____ for
_____ years in _____

King Josiah was a _____ king and
_____ to God.

Word Bank:

God
pillar
all
keep
promise
faithful
follow
king
Jerusalem
31
idols
good

Application/Response:

Looking at the example of King Josiah, how should we treat the reading of the Bible?

Prayer:

Dear Heavenly Father, the Bible should be our most treasured possession and it is Your word to each of us to instruct, to feed and to strength us. Help us to read it with an open heart. In Jesus' name, Amen.

Lesson 19: Daniel of Babylon

Book/DVD-R Chapter 20

Theme:

If we honour God, He will honour and protect us. Human kingdoms will come and go. God's kingdom will be eternal. God can give us wisdom and insight to see beyond what others can see. When we are called to do so, we must speak and live our lives according to the wisdom that God has given us.

Lesson Aim:

Children to understand that we must always give glory to God.



Bible Passage:

Daniel 1-2

Memory Verse:

Daniel 2:47 (NLT)

Activity 1 Colour the picture

Fill in the blanks with the metal as described in the story and then colour the statue accordingly.



Head of _____

Chest and Arms of _____

Belly and Thighs of _____

Legs of _____

Feet of _____ and _____.

What happened to the statue?

Lesson 20: Daniel – The Writing's on the Wall

Book/DVD-R Chapter 21

Theme:

Nebuchadnezzar is proud about his conquests and achievements. But neither he nor his wise advisers can interpret the dream that he had been given. The mightiest kings on earth have no power beyond what God has allowed them to have.

Lesson Aim:


Children to know that when we have sinned and realized it, we must quickly turn back to God, ask for forgiveness and repent.

Bible Passage:

Daniel 4-5

Memory Verse:

Proverbs 11:2 (NIV)



Activity 1 *Think. Circle the correct answer*

- Who was Belshazzar?
 - A descendant of King Nebuchadnezzar
 - A relative of Belshazzar
 - A friend of King David
- How did Belshazzar disrespect God?
 - He said he was better than God
 - He danced in the presence of God
 - He used the cups from the Temple to drink and praise his gods.
- How did Belshazzar feel when he saw the writing?
 - He was jubilant
 - He was mystified
 - He was terrified
- Who did the Queen mother tell Belshazzar he should call for help?
 - The sorceress and the magicians
 - The prophet Daniel
 - The priests
- Daniel reminded Belshazzar about _____.
 - How God humbled his proud ancestor, King Nebuchadnezzar
 - How generous King Nebuchadnezzar had been to him, his prophet
 - How he should defend his city.

6. What was written on the wall?
 - a. Eeny, meeny, miny moe
 - b. Mene mene tekel parsin
 - c. Itsy bitsy baby
7. How did God's word come true that very night?
 - a. Belshazzar was killed and a new Mede king reigned in Babylon
 - b. Belshazzar repented and was given a longer life
 - c. Belshazzar quickly offered sacrifice to Daniel's God and was spared

Activity 2 *Solve the Mystery*

Read Dan 5:25-28 (NLT) Write down the message and its meaning below



_____ and _____

_____ means " _____ " - God has _____

_____ means " _____ " - you have been _____

_____ means " _____ " - your kingdom has been _____

Application/Response:

Pride is taking credit for what God has done and does not give Him the glory. Pride is sin. Write down, an area in your life when pride hold taken over, and what you need to do about it.

I was proud when	I need to
------------------------	-----------------

Prayer:

Dear Lord, thank you at times You speak very clearly into our lives, like the writing on the wall. Help us to ask for forgiveness where we have gone wrong and repent. In Jesus' name, Amen.

Lesson 21: Ezra and the Return of the Exiles

Book/DVD-R Chapter 22

Theme:

God fulfills His promise that after a period of time, His people will be allowed to return to their homeland.

Lesson Aim:


God will deliver on His promise. When His people repent of their sins, God forgives and restores.

Bible Passage:

Ezra 1-6

Memory Verse:

2 Chronicles 7:14 (NIV)



Activity 1 Colour and hidden items



Find the following items and how many of the following items can you spot?

- | | |
|----------------------|----------------------|
| a. Gold dishes _____ | d. lamp stands _____ |
| b. Silver pots _____ | e. scrolls _____ |
| c. Gold bowls _____ | |

Activity 2

Questions

1. Which king allowed the Israelites to return to their home country?
2. Who moved the king's heart to make such a decision?
3. Why were some of the Jews sad when they saw the new rebuilt Temple?
4. Who had made it possible for the Jews to return to their homeland and continued to protect them when jealous people tried to make complains about them?

Application/Response:

Jeremiah had prephesied that one day the Jews would be allowed to return. Now the promise was fulfilled by King cyrus of Persia. What can we learn from this story about trusting God to keep His promises?

Prayer:

Dear God. Help me not to feel helpless when I am faced with trouble. I trust that you are watching over me and will help me in my time of need. In Jesus' name, Amen.

Lesson 22: Daniel in the Lion's Den

Book/DVD-R Chapter 23

Theme:

God's gift may distinguish us from other people but they ultimately give glory to God alone.

Lesson Aim:

Children to know that we must live our lives to be a positive example of our Christian faith

Bible Passage:


Daniel 6

Memory Verse:

Daniel 6:22



Activity 1 Colour the picture



Activity 2

Match

Draw lines to match Daniel's character traits to how he lived his life.

Humble	6:23 After spending a night in a den of lions, "no wound was found on him, because he had trusted in God."
Intelligent	1:17 God gave the four young men knowledge and understanding.
Gave God credit for interpreting dreams	1:8-10 Daniel wanted a diet of vegetables and water, because he did not want to dirty himself with food from the king's table.
Remained true to his beliefs	6:10 Three times a day Daniel would go into his upper room, get on his knees and pray, giving thanks to God.
No corruption in him	6:12 Daniel did not boast. His actions were made known by others.
Man of prayer	2:27-28 Daniel said, "... there is a God in heaven who reveals mysteries."
Trust in God	6:4 His enemies could find no corruption in Daniel, because he was trust worthy, neither corrupt nor negligent.

Application/Response:

How are our characters influencing others around us? Are others learning what it means to be a Christian by the way we live our lives or are they learning how to get into trouble at school or at home, because of our actions and attitudes?

Prayer:

Dear heavenly Father, teach us to always put You first and to honour Your name by our actions and attitudes, so that we influence those around us for the better.
In Jesus' name, Amen.

Lesson 23: The Story of Esther

Book/DVD-R Chapter 25

Theme:

Sometimes, God has put us in a position where we can do something important for Him. If we obey in faith, we have the privilege of playing a critical role in God's plans. If we do not obey, then God can raise up someone else to do the job, and we will be left out of His blessings.

Lesson Aim:


Children to learn that God uses people to carry out His plans. If we do not obey, He can raise up someone else to do the job, and we will miss out His blessings.

Bible Passage:

Esther 4-10

Memory Verse:

Esther 4:14



Activity 1


Colour, name and fill in the blanks.



Name: _____
Occupation: _____



Name: _____
Occupation: _____



Name: _____
Occupation: _____



Name: _____
Occupation: _____

Activity 2 Questions

1. Who did King Xerxes of Persia choose to be his new queen?
2. Who wanted to kill all the Jews in the empire?
3. How was Haman planning to kill Mordecai?
4. Who helped to rescue the Jews?
5. What happened to Mordecai and Haman in the end?

Application/Response:

Esther submitted to God, and as a result God was able to help her overcome her fear. God proved to her that she was chosen for a special time and place. Do you consider yourselves as chosen and placed?

Prayer:

Dear Lord, thank you that when we submit, You can use ordinary people like us to point others to Jesus so that they can be saved from their sins. In Jesus' name, Amen.

Lesson 24: Prophecies and Promises of the Future

Book/DVD-R Chapter 26

Theme:

God cares for His people. He has promised them deliverance from exile and a future Messiah who will rule with justice.

Lesson Aim:

To understand that God will fulfill His promises. The Messiah has come. His name is Jesus. Those who put their trust in Him will have their sins forgiven. One day He will rule with justice forever.

Bible Passage:

Ezekiel 37:1-13, Isaiah 9:1, 6-7; 11:2-10

Memory Verse:

Isaiah 9:10



Activity 1 Colour the picture



Answer the Questions

1. Why were the Jews sad? (Psalms 137:1-6)
2. What did their captors want them to do? (Psalms 137:1-6)
3. Why could they not do what their captors wanted? (Psalms 137:1-6)
4. What did God say He would do to the old dry bones? (Ezekiel 137:1-13)
5. The earth will shake at _____ (Isaiah 11:3-4)
6. How will He destroy the wicked?
7. When and who would fulfill this prophecy of Isaiah?

Application/Response:

God's promise to Israel was fulfilled in Jesus. Let us put our trust in Jesus.

Prayer:


Lord Jesus, thank you for coming to die on the cross for my sins. Please forgive my sins. I want to be your follower. Amen

Note


SAMPLE

SAMPLE


Multimedia Books Currently Available




Genesis - In The Beginning




Moses and the Exodus




Joshua and the Judges



The Gospel Story




Epic of the Apostles Vol. 1



Epic of the Apostles Vol. 2



Visit us at www.pristine-world.com
For inquiries e-mail us at pristineworld@gmail.com



© Pristine World Sdn Bhd
All Rights Reserved 2018