

Student Activity Workbook

based

Bible Stories from Genesis for Preschoolers



CHAPTER 1

The Creation of the World

Key Lessons:

The world was made by the one true and living God. He made the world beautiful and perfect.



Key Bible verse:

Genesis 1:1 In the beginning God created the heavens and the earth.

Activity 1: Discover: True or False

1. God created the world and all that is in it

(True / False)

2. God saw that His creation was good.

(True / False)

3. God filled the sky with fish and the water with birds


(True / False)

4. God rested on the sixth day

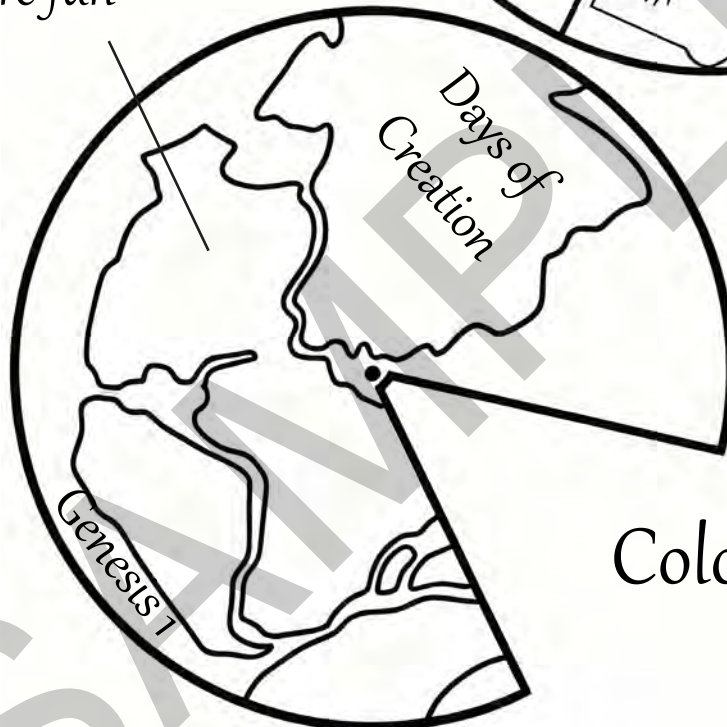
(True / False)



Activity 2: Day of Creation Spinner.



*Add sticker
for more fun*



*Color and Black
& White*

Discussion:

God has created a beautiful world for us. What are some of the things we can thank God for in our lives?

Prayer:

Dear God, Thank you for making this beautiful world. Help me to know you through your creation. In Jesus' name, Amen.

CHAPTER 2

The Garden of Eden

Key Lessons:


God put Adam and Eve in the beautiful Garden of Eden. He loved them very much and told them they could stay in the Garden as long as they obeyed Him.



Key Bible verse:

Genesis 2:7 Then the Lord God took some soil from the ground and he made a man. He breathed air into the nose of the man to give him life and gave him life.

Activity1: Garden of Eden Collage



SAMPLE

Discussion:

What are some of the good things God has given you in your garden or home?

Prayer:

Dear God, Thank you for making this wonderful world for us to live in. Help me to love and take care of it. In Jesus' name, Amen.

CHAPTER 3

A Sad Day in the Beautiful Garden

Key Lessons:

God wants us to obedient to Him

Key Bible verse:

After they had sinned, the man and the woman were

sent out of the Garden of Eden. An angel stopped Adam and Eve from entering the Garden



Activity 1: Colour and cut out.



Activity 2:

Create two symbols



Prayer:

Dear God, Thank you God that you love me so much. I'm sorry for the wrong that I have done ...

_____. Please forgive me. In Jesus Name
Amen.

CHAPTER 4

Cain and Abel

Key Lessons:

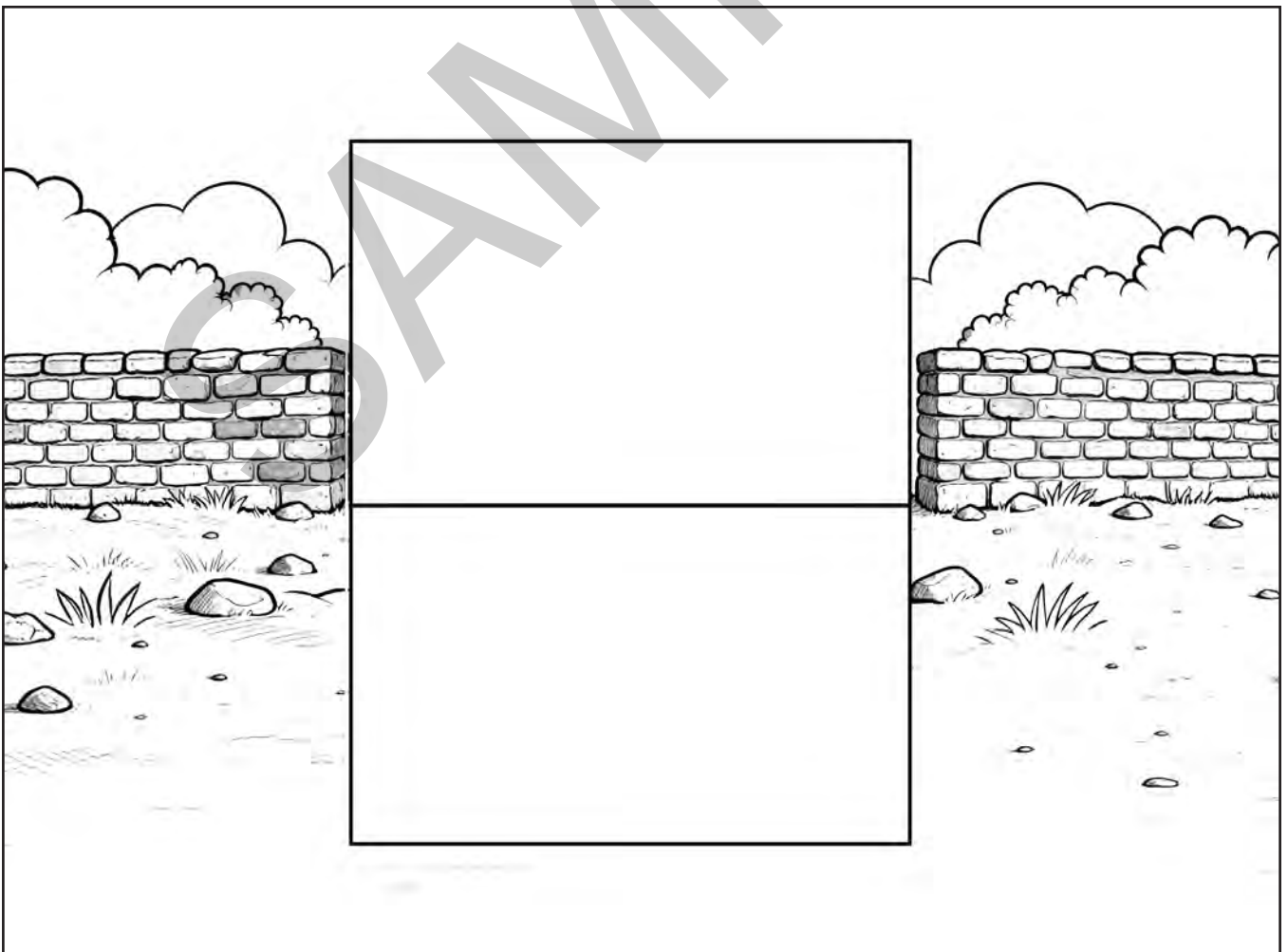
We cannot hide our sins from God.

Key Bible verse:

“The Lord God formed the man and breathed into his nostrils the breath of life.” – Genesis 2:7



Activity: Cain and Abel Craft





Stick this tab onto the paper.

Discussion:

Do we bring our best offerings to God? God looks at our heart, not just what we give. Do we give God our best behaviour by practicing kindness to others?

God sees our heart. When do we become our brother's keeper?

When should we be careful to obey God's warning?

Prayer:

Dear God, I'm sorry for all the bad things I've done. Help me to obey you always. In Jesus' name, Amen.

CHAPTER 5

Noah's Big Boat and the Giant Flood

Key Lessons:

Noah had faith in God, so God chose him to do the big job of building the Ark to save God's creation.



Activity 1: Discover: True or False

1. Noah was a righteous man (True / False)
2. God was happy with the world
(True / False)
3. Noah built a house (True / False)
4. God was going to bring a great flood (True / False)
5. People were laughing at Noah (True / False)



Prayer:

Dear God, thank you for taking care of me. Thank you for Jesus who is like the Ark that saves me. In Jesus' name, Amen.

Activity 2: Build-a-Paper Ark

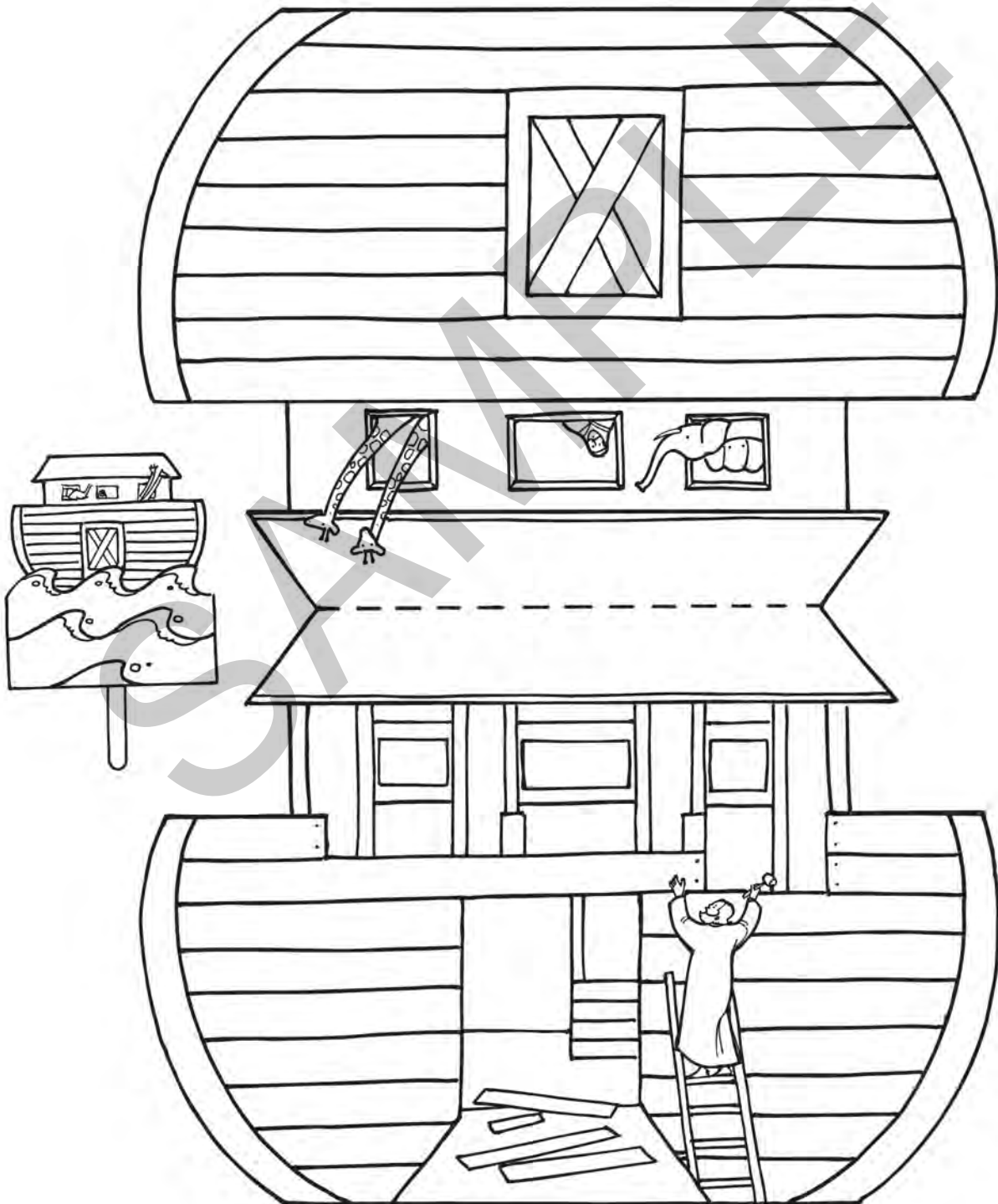
Genesis 6–7: Noah Trusts and Obeys God. Floating Ark Puppet

Supplies

- copy of the Floating Ark Puppet for each child
- blue construction paper
- crayons or markers
- craft sticks (2 per child)
- scissors
- glue

Directions:

Color and cut out the ark puppet. Fold the ark puppet in half along the dotted line and glue a craft stick to the bottom of the ark puppet between the two halves. Glue the two halves of the ark together. Cut a piece of blue construction paper to look like waves and attach it to a craft stick. Hold the water in front of the ark as you retell the story (see the example).



CHAPTER 6

The Tower of Babel

Key Lessons:

God wants us to follow His plans. He wanted the people to spread out and fill the earth. But the people disobeyed, and built a tower to



show how great they were. They were proud and thought they didn't need to listen to God, so God punished them by confusing their language.

Key Bible verse:

"Pride leads to destruction, and arrogance to downfall."
Proverbs 16:18

Discussion:





Why did the people want to build a tall tower? What made God unhappy? What happened to them?

Prayer:

Ya Tuhan, tolonglah saya untuk bersikap rendah hati dan taat kepada-Mu, serta mengikuti rancangan-Mu. Dalam nama Yesus, Amin.

Activity 1: Tower of Babel

Materials Needed: Paper copy, colouring pencils, scissors, and glue



Glue tabs to background

CHAPTER 7

Abraham's Faith and Adventure with God

Key Lessons:


Abram has faith in God and trusts Him, even though he knows leaving home will be difficult.



Activity 1: Camel Caravan Collage

Materials: paper, camel cut-outs, glue.





Prayer:

Dear God, help me to trust and obey you, even when I am afraid. In Jesus' name, Amen.

CHAPTER 8

Abraham and Lot – A Story of Choices and Courage

Key Lesson:


Abraham allows Lot to choose even though he had the right to choose first. Lot chooses what looks like the better land but ends up in a worse place. He ends up in Sodom, a city of sin.



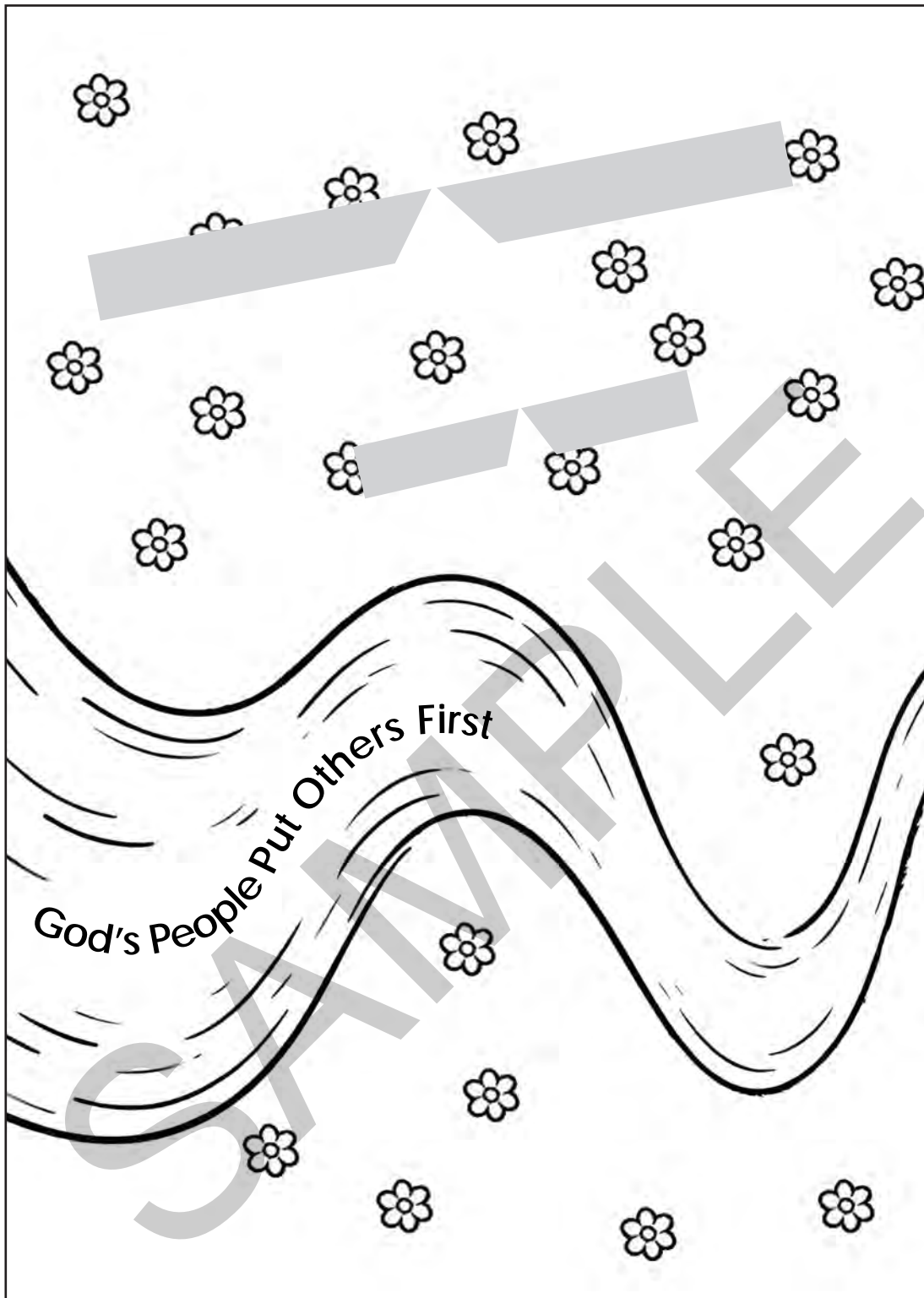
Activity 1:

Colouring, fold the page before cutting.

Mountain fold



1. Attach this tab to the card first.
2. Attach the flap to the last card. Apply glue to the tab with the tab facing upward, then close the card to stick it in place.



Prayer:

Dear God, help me not to fight with my friends but to be a peacemaker like Abram. In Jesus' name, Amen.

CHAPTER 9

Abraham and God's Promise

Key Lessons:

Obeying God can be difficult but He wants us to trust Him.



Key Bible verse:

Deuteronomy 7:9

“Remember that the LORD your God is the only God and that he is faithful...

Application:

What are the difficult things in your life? Write them here:

Then tell God about these things. Ask Him to help you trust Him.

Prayer:

Dear God, thank you that you know the big picture of my life. Help me to trust you even if things are difficult. In Jesus' name, Amen.

Activity: Colour this picture. Make the stars as colourful as you can.

Materials: cardboard, paper, colour pencils, stickers.



Abraham and the City of Sodom

Key Lessons:

God destroys Sodom but saves Lot. This shows that He punishes the wicked but saves the righteous.



Key Bible verse:

“The LORD saves the righteous and protects them in times of trouble.” Psalm 37:39


Activity 1:

Discover: True or False

1. Lot invited the angels to stay in his house. (True / False)
2. Sodom's city square is a safe place to sleep at. (True / False)
3. The angels helped Lot and his family to leave the city. (True / False)
4. The angels told Lot's family to run away and look back. (True / False)
5. All of Lot's family were saved. (True / False)

Activity 2: City of Sodom Colouring Page

- Outline of a city for children to colour.
- Talk about how God knows what happens in every city.



Application:

I think Lot's wife looked back because _____

When your parents or teachers tell you not to do certain things, sometimes it is for our own good. Name three things you know you should not do. 1) _____
2) _____ 3) _____

Doa:

Dear God, help to listen to my parents and teachers because that is being obedient to you. In Jesus' name, Amen.

CHAPTER 11

Abraham's Test


Key Lessons:

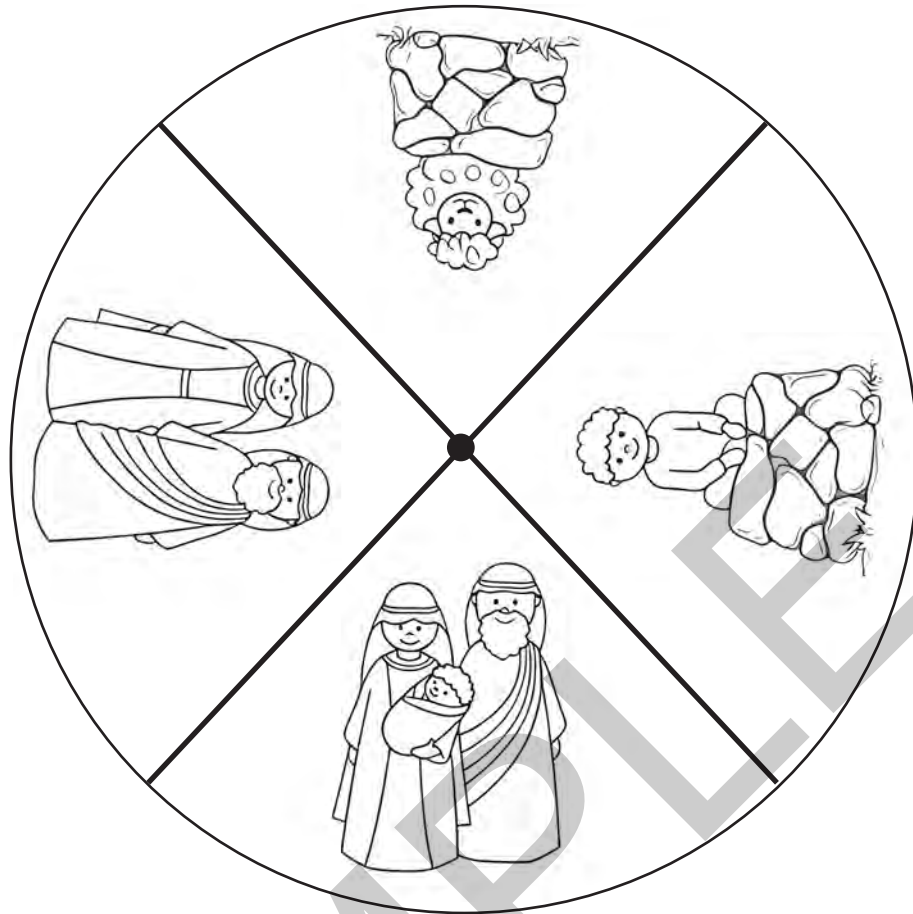
Abraham wanted to obey God, even when it was very hard. He showed that he loved God more than anything else. We can also show our love for God by listening and obeying Him everyday.



Activity1: Mount Moriah Scene Craft

Materials: colour pencils and scissors





Application:

Circle one way you can show that you put God first in your life:

Sharing with my friends / obeying my parents / not telling lies.

Prayer:

Dear God, help me to put you first in my life, just like Abraham did. In Jesus' name, Amen.

CHAPTER 12

Isaac and Rebekah

Key Lessons:

Abraham and his servant both trust God to find the right woman to be Isaac's wife.




Activity 1: The Well

Help Abraham's chief servant find his way to Rebekah at the well.



Abraham's
chief
servant



Rebekah

Activity 2: Warnakan gambar



Prayer:

Dear God, teach me to trust you. Help me also be a person whom others can trust. In Jesus' name, Amen.

CHAPTER 13

Jacob and Esau – A Tale of Blessings and Journey with God

Key Lessons:

Jacob cheated Esau of his birthright. That was wrong. But God gave him a second chance and Jacob was faithful to God.





Activity 1: Discover: True or False

1. Esau sold his birthright for food (True / False)
2. Jacob stole Esau's blessing (True / False)
3. Esau was not angry at Jacob for taking his blessing (True / False)

Activity 2:

1. Jacob was (running from / happy with) Esau because Esau wanted to kill him.
2. Jacob (climbed up/ dreamed of) a stairway to heaven.
3. Jacob made a vow to (worship / play with) God if God protected him.

Activity 3: Jacob's Ladder Craft



Application:

What can you promise to do for your mum or dad this week?
_____. Make sure you keep it!

Prayer:

Dear God. Thank you for keeping your promises and being faithful to us. In Jesus' Name, Amen

CHAPTER 14

Jacob's Adventures – Love, Reconciliation and Home Again!

Key Lessons:

After Jacob prays to God, the Lord blesses him with a large family and protects him from his father-in-law who tried to deceive him.

The God also

protected him from his brother Esau and the two brothers make peace. Jacob returns to see his father again



Key Bible verse:

He frustrates the plans of the crafty, so that their hands achieve no success. - Job 5: 12

Activity 1: Discover: True or False

1. Laban's daughters were Leah and Rebekah. (True / False)
2. Jacob loved Leah more than Rachel. (True / False)
3. Laban was happy to send Jacob on his way. (True / False)
4. Jacob was not afraid of his brother Esau. (True / False)
5. Jacob was now called Israel. (True / False)


6. God appeared to Jacob and blessed him. (True / False)

Activity 2: Colour the 12 sons of Jacob.

Materials: paper, coloured paper strips, crayons, glue.



1. _____ 2. _____ 3. _____ 4. _____ 5. _____ 6. _____



7. _____ 8. _____ 9. _____ 10. _____ 11. _____ 12. _____

Prayer:

Dear God, thank you for your protection and blessing in tough times. Help me to remember and praise you. Amen

CHAPTER 15

Joseph's Colourful Journey: From Dreamer to Prisoner – But Never Alone

Key Lessons:

To know that God is in control and to trust Him in all situations. To be obedient to God we have to be hard-working and to flee from temptation



Activity 1: Discover: True or False

1. Jacob loved Joseph the most among the brothers. (True / False)
2. Joseph could tell the meaning of dreams. (True / False)
3. Joseph's brothers loved hearing about his dreams. (True / False)
4. Joseph's brothers killed him. (True / False)
5. Joseph was a slave in Potiphar's house (True / False)



6. Joseph worked very hard and God gave him success (True / False)

7. Potiphar put Joseph in charge of his household (True / False)

Activity 2: Joseph's Colourful Coat Craft



Prayer:

Lord Jesus, help me not to be distracted by temptation and sin, but to work hard and give my best in everything I do.
Amen.

CHAPTER 16

Joseph – From Jail to the King’s Palace

Key Lessons:

- God is always with us
- Trust God even when life is hard
- God has a good plan
- Be kind and faithful



Key Bible verse:


Genesis 39:21

“But the Lord was with Joseph and showed him kindness.”

Activity 1: Comprehension Questions

1. Where was Joseph at the beginning of the story?
A. Potiphar’s house B. In jail
2. Who had dreams in prison?
A. The baker and the cup bearer
B. The Baker and the Butcher
3. Who helped Joseph understand dreams?
A. God B. Potiphar
4. Who had strange dreams later?
A. Potiphar B. Pharaoh
5. What job did Joseph get at the end?
A. Prison Warden B. Prime Minister

Activity 2: Colouring Page



Application:

1. How do you feel when you are forgotten?

2. Can you trust God when things are hard?

3. How can you be kind like Joseph?

4. What should we do while waiting for God's plan?

Doa:

Dear God, Thank You for always being with me. Help me trust You even when life is hard. Teach me to be kind and patient. Amen.

CHAPTER 17

Joseph's Big Surprise – Testing Hearts and Family Hugs!

Key Lessons:

Joseph knows his brothers are truly sorry and forgives them. Joseph knows God has used this situation to save his family from the famine and bring them all together in Egypt



Key Bible verse:

But if we confess our sins to God, he will keep his promise and do what is right: he will forgive us our sins and purify us from all our wrongdoing. 1 John 1:9

Activity 1: Discover: True or False

1. The brothers left Benjamin behind. (True/False)
2. Joseph did not forgive his brothers. (True/False)
3. Joseph asked them to bring his father to Egypt. (True/False)
4. Joseph saw that everything that had happened was God's plan to unite his family. (True/False)

Activity 2: Silver Cup in the Sack Craft



Joseph Reveals Himself to His brothers

The idea: Color and reveal the dramatic scene that transpires causing Joseph to reveal himself to his brethren. Unroll the paper strip to show whose sack contains Joseph's silver cup!

Prayer:

Lord Jesus, help me to forgive others, just as you have forgiven me. In Your name, Amen.

CHAPTER 18

From Joseph to Jesus: God's Big Plan



Summary of Lessons from Genesis:

1. God created our world and us.
2. Sin separated us from God.
3. God is personal; He spoke to Abraham, Isaac and Jacob
4. God makes a way to forgive our sins

This way is through Jesus who died on the cross and rose on the third day for the forgiveness of our sins

Doa:

God, thank you for wanting to be involved in my life. You love me enough to provide a sacrifice to take away my sins. Thank you for your son Jesus and help me to obey Him. Amen

Activity: Creation Craft

SAMPLE