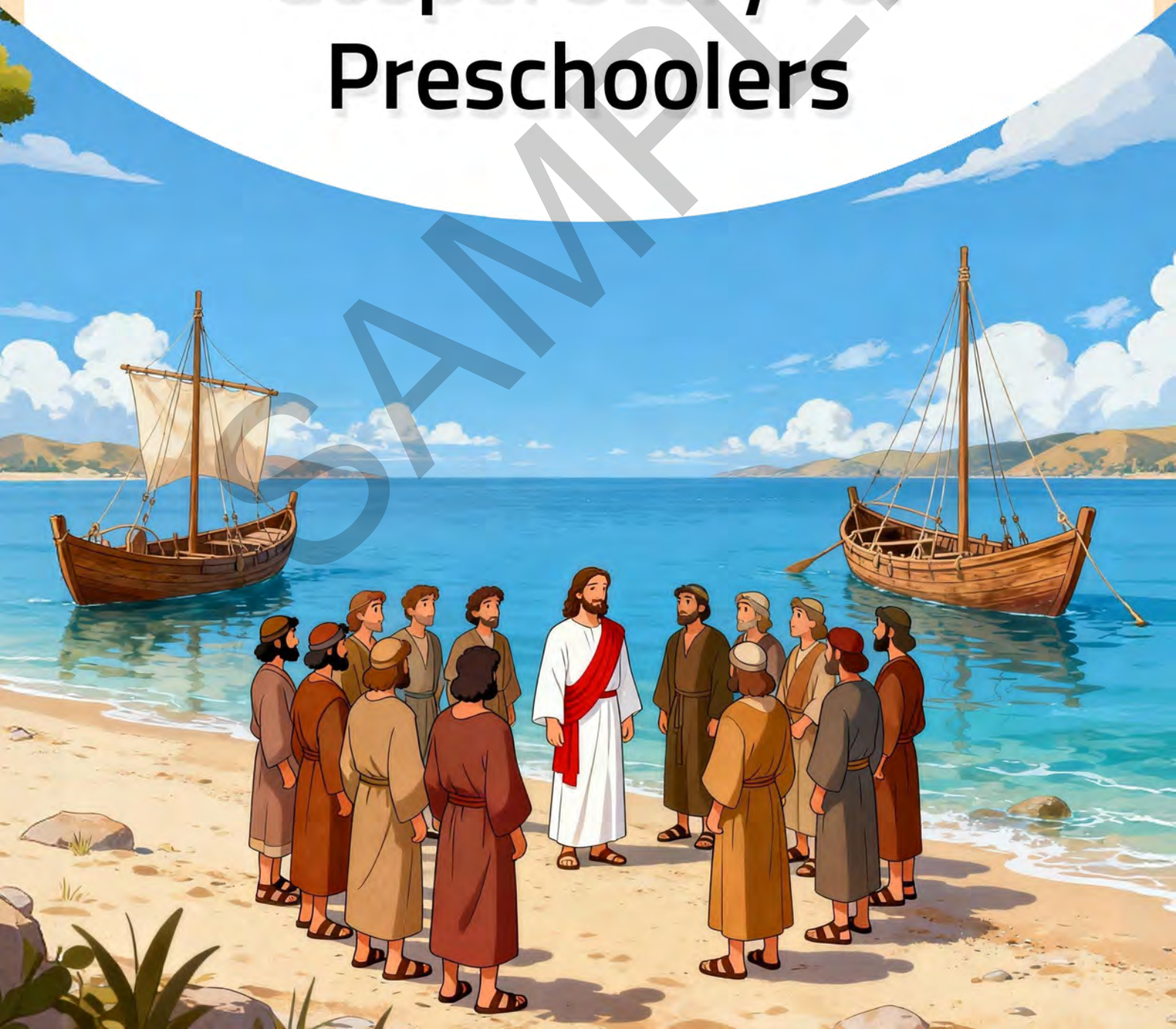


# Student Activity Workbook

based

## Bible Stories from Gospel Story for Preschoolers



# CHAPTER 1

## Visit of the Angel


**Objective:** Children will understand that God hears prayers, keeps His promises, and we can trust Him like Mary did.

**Memory Verse:**  
Luke 1:37 Nothing is impossible with God.



### Activity 1: Colouring

Colour the picture and talk about what is happening.



## Activity 2: Comprehension

### Part A: TRUE / FALSE (with thinking)

Circle the correct answer

1. Zechariah believed the angel immediately (True / False)
2. Because Zechariah did not believe, he could not speak (True / False)
3. Mary trusted God even when she did not understand (True / False)
4. God sometimes forgets His promises (True / False)

### Part B: Choose the Correct Answer

1. Who visited Zechariah?  
A. A king      B. An angel      C. A shepherd
2. What was the baby's name?  
A. Peter      B. John      C. David
3. What did Mary say?  
A. "No, I don't want"      C. "I am afraid"  
B. "I am God's servant"

### Part C: Fill in the Blanks (Slightly harder)

God sent an \_\_\_\_\_ to give good news. (angel)

Mary said, "I will \_\_\_\_\_ God." (obey / trust)

 **Activity 3: Application**

 **Question 1:**

Mary trusted God.

 What can we learn from Mary?

---

---

 **Question 2 (Simple Personal Response)**

When you are afraid, what can you do?

---

---

 **Summary:**

God sent the angel Gabriel with good news.  
Zechariah learned to believe God.  
Mary trusted God and obeyed Him.  
God always keeps His promises.

 **Prayer:**

Dear God,  
Thank You for hearing my prayers.  
Thank You for keeping Your promises.  
Help me to trust You like Mary.  
Amen.

# CHAPTER 2

## The First Christmas

**Objective:** Children will learn that Jesus is God's promised Savior, and we can respond with joy, obedience, and praise like Joseph and the shepherds.




**Memory Verse:**

Luke 2:11- "A Savior has been born to you."

### Activity 1: Colouring

Colour the picture and name the people in the scene.



- Animals in stable
- Baby Jesus in manger
- Shepherds visiting
- Mary and Joseph

1. \_\_\_\_\_

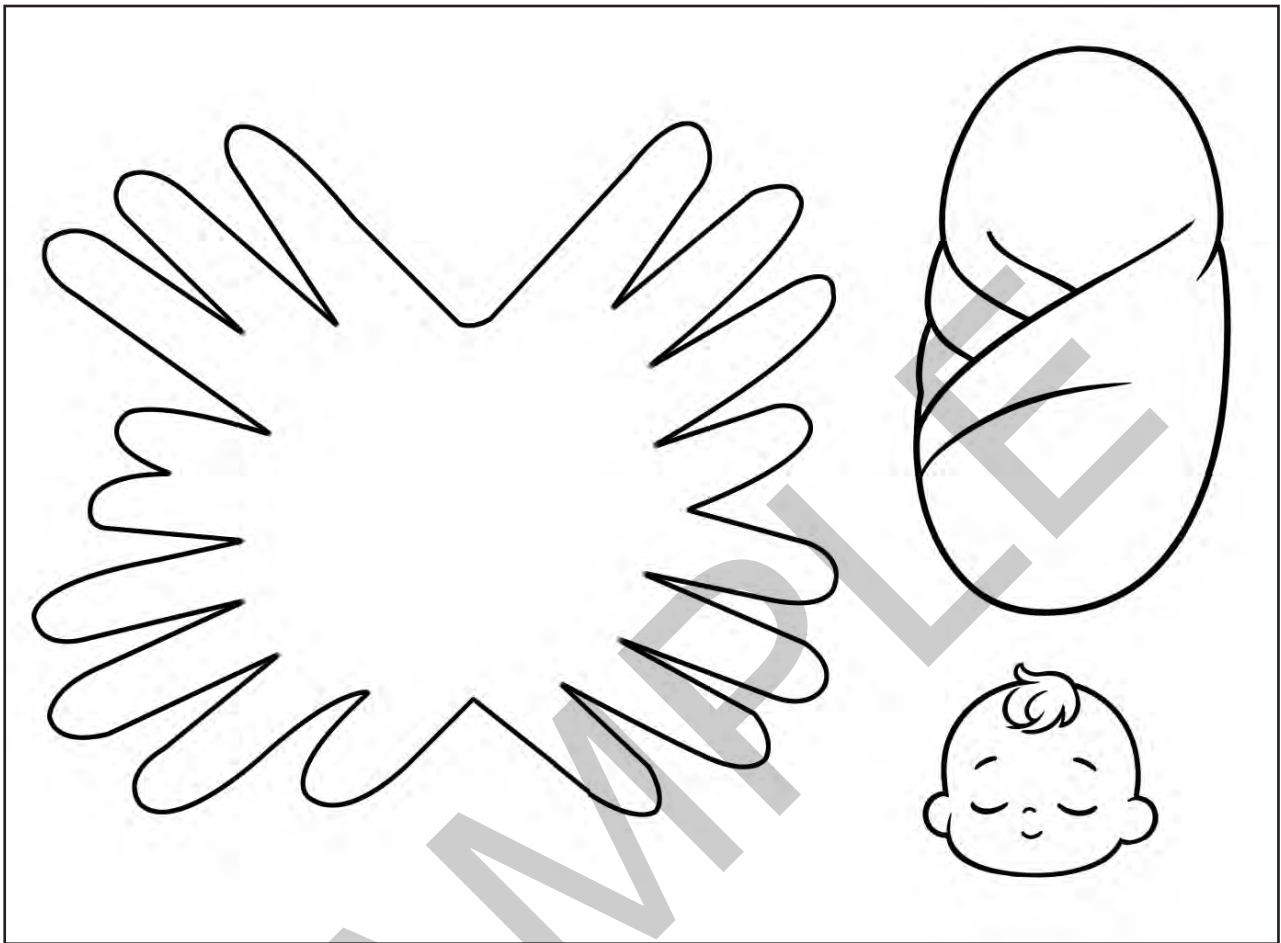
3. \_\_\_\_\_

2. \_\_\_\_\_

4. \_\_\_\_\_

### Activity 1: Colouring

Color the picture and use paper copies, colored pencils, scissors, and glue.




### Activity 3: Comprehension

#### Part A: TRUE / FALSE (Reasoning)

Circle the correct answer

1. Joseph was afraid but chose to obey God (True / False)
2. Jesus was born in a big palace (True / False)
3. The shepherds ignored the angel's message (True / False)
4. The angels brought good news (True / False)

 **Part B: Choose the Correct Answer**

Circle the correct answer

1. Who told Joseph not to be afraid?  
A. An angel                      B. A king                      C. A shepherd
2. Where was Jesus born?  
A. Palace                      B. Stable                      C. School
3. What did the shepherds do after seeing Jesus?  
A. Went home quietly  
B. Slept again  
C. Told others and praised God

 **Part C: Sequence the Story (New – Slightly Harder)**

Number the events (1–3)

- Jesus was born
- Angels told the shepherds
- Shepherds went to see Jesus

 **Part D: Fill in the Blanks**

1. Jesus is the \_\_\_\_\_
2. God gave us \_\_\_\_\_

 **Activity 4: Application**

 **Question 1 (Choice + Meaning)**

Jesus is God's gift. What should we do?

---

---

## ♥ Question 2 (Personal Response)

How can you be like the shepherds?

---

---

### 📌 Summary:

1. God kept His promise and sent Jesus.
2. Jesus was born in a humble place.
3. Joseph obeyed God.
4. The shepherds rejoiced and told others.
5. Jesus is God's gift of love.

### 🙏 Prayer:

Dear God,  
Thank You for sending Jesus.  
Thank You for loving me.  
Help me to obey You and tell others about Jesus.  
Amen.

## CHAPTER 3

# The Bright Star and the Wise Men

**Objective:** Children will learn that God guides those who seek Him, Jesus is the special King, and God protects His people.



**Memory Verse:**  
Matthew 2:10 - "They were very happy when they saw the star."

### Activity 1: Colouring

Colour the picture and follow the star to Jesus.



## Activity 2: Comprehension

### Part A: TRUE / FALSE (Reasoning)

Circle the correct answer

1. The wise men followed the star to find Jesus (True / False)
2. King Herod really wanted to worship Jesus (True / False)
3. God warned the wise men in a dream (True / False)
4. God did not protect Joseph and Mary (True / False)

### Part B: Choose the Correct Answer

1. What did the wise men see?  
A. A cloud                      A bird                      C. A star
2. What did they give Jesus?  
A. Gifts (gold, frankincense, myrrh)                      B. Toys  
C. Food
3. What did King Herod want to do?  
A. Help Jesus  
B. Hurt Jesus (teacher explain gently)  
C. Worship Jesus

### Part C: Matching (Slightly Higher Thinking)

Match the person to what they did

- |            |   |   |                   |
|------------|---|---|-------------------|
| Wise men   | • | • | Obeyed God        |
| King Herod | • | • | Followed the star |
| Wise men   | • | • | Had a bad plan    |

## Part D: Emoji Feelings (From Story)

Match the feeling

- |            |            |
|------------|------------|
| Wise men • | • Angry    |
| Herod •    | • Thankful |
| Mary •     | • Happy    |

### Activity 3: Application

#### Question 1 (Decision Thinking)

Question 1 (Decision Thinking)

- Follow Him       Ignore       Run away

#### Question 2 (Personal Connection)

God protected Jesus.

 Do you believe God protects you?

- Yes       Not sure

#### Summary:

1. The wise men followed God's star to find Jesus.
2. They worshipped Him and gave gifts.
3. God warned them and protected Jesus.
4. Even when danger came, God had a plan.

#### Prayer:

Dear God,  
Thank You for leading me.  
Thank You for protecting me.  
Help me to follow You like the wise men.  
Amen.

## CHAPTER 4

# The Baptism and Temptation of Jesus

**Objective:** Children will learn that Jesus obeyed God, said "No" to wrong things, and we can follow His example.



**Memory Verse:**  
Matthew 4:10 -  
"Worship the Lord your God only."

### Activity 1: Colouring


Colour the picture and say what is happening.



### Optional Craft:

#### **"Dove Craft"**

- Cut dove shape
- Paste cotton for wings
- Write: " God loves Jesus"



Example:




### Activity 2: Comprehension

#### Part A: TRUE / FALSE (Reasoning)

Circle the correct answer

1. Jesus obeyed God (True / False)
2. God said, "I am pleased with Jesus" (True / False)

3. Jesus said "Yes" to the devil (True / False)
4. Jesus chose to do what is right (True / False)

 **Part B: Choose the Correct Answer**

Circle the correct answer

1. Who baptized Jesus?  
 A. Peter                      B. John                      C. King
2. What came down from heaven?  
 A. Fire                      B. Dove                      C. Rain
3. What did Jesus say to temptation?  
 A. Yes                      B. Maybe                      C. No

 **Part C: Match the Action (Thinking)**

Match the person with what they did

Jesus	•	Tried to tempt
Yohanes	•	Baptized people
Devil	•	Obeyed God

 **Part D: Choose Right or Wrong (Slightly Higher Thinking)**

Which is RIGHT? 

1. When something is wrong...
- Say "No"                       Say "No"

2. When we love God...

Obey Him

Ignore Him

 **Activity 3: Application**

 **Question 1 (Real-life Thinking)**

If someone tells you to do something wrong, what should you do?

Say "No"

Follow

Hide

 **Question 2 (Personal Response)**

How can you obey God today?

---

---

 **Summary:**

1. Jesus obeyed God.
2. God was pleased with Him.
3. Jesus said "No" to temptation.
4. We can also obey God and choose what is right.

 **Prayer:**

Tuhan yang baik,  
Terima kasih untuk Yesus.  
Tolong saya taat kepada-Mu.  
Tolong saya berkata "Tidak" kepada perkara salah.  
Amin

## CHAPTER 5

# Jesus and the 12 Disciples / “Mari, Ikut Aku!”


**Objective:** Children will learn that Jesus calls people to follow Him, and we can trust and obey Him like the disciples.

**Memory Verse:**  
Matthew 4:19 -  
“Come, follow Me,” Jesus said.




### Activity 1: Colouring

Colour the picture and say what the people are doing.



## Activity 2: Colouring

Color the picture and use paper copies, colored pencils, scissors, and glue.



## Activity 3: Comprehension

### Part A: TRUE / FALSE (Reasoning)

Part A: TRUE / FALSE (Reasoning)

1. The fishermen caught many fish after obeying Jesus (True / False)
2. Murid-murid terus mengikut Yesus (True / False)
3. Matius terus bekerja dan tidak mengikut Yesus (True / False)
4. Jesus only calls perfect people (True / False)

 **Part B: Choose the Correct Answer**

Circle the correct answer ✓

1. What were Peter and his friends doing?

A. Fishing

B. Fishing

C. Running

2. What were Peter and his friends doing?

A. Go home

B. Go home


C. Be quiet

3. What did Matthew do when Jesus called him?

A. Ignored Him

B. Followed Him

C. Ran away / Lari

 **Part C: Matching (Understanding Roles)**

Match the person with what they did

<input type="text" value="Peter"/>	•	•	<input type="text" value="Tax collector"/>
<input type="text" value="Matthew"/>	•	•	<input type="text" value="Fisherman"/>
<input type="text" value="Jesus"/>	•	•	<input type="text" value="Called people"/>

 **Part D: Choose the Right Action (Thinking)**

What should you do? ✓

1. When Jesus calls you...

Follow Him

Ignore

2. When you don't understand...

Trust Jesus

Give up

## **Part E: Sequence the Story**

Number the events (1–3)

- They followed Jesus
- Jesus said, "Follow Me"
- They caught many fish

## **Activity 4: Application**

### **Question 1 (Personal Decision)**

Jesus says, "Follow Me."

 What will you do?

- Follow Jesus
- Say no

 **Say no**

How can you follow Jesus today?

---

---

### **Summary:**

1. Jesus called His disciples to follow Him.
2. They trusted Him and obeyed.
3. Jesus calls all kinds of people.
4. We can follow Jesus too.

### **Prayer :**

Dear God,  
Thank You for calling me.  
Help me to follow You.  
Help me to trust and obey You.  
Amen.

## CHAPTER 6

# Jesus Heals and Forgives

**Objective:** Children will learn that Jesus loves us, heals us, forgives our sins, and we can come to Him with faith.




**Memory Verse:**

1 John 1:9 - <sup>9</sup> If we confess our sins, he is faithful and just and will forgive us our sins and purify us from all unrighteousness. (NIVUK)

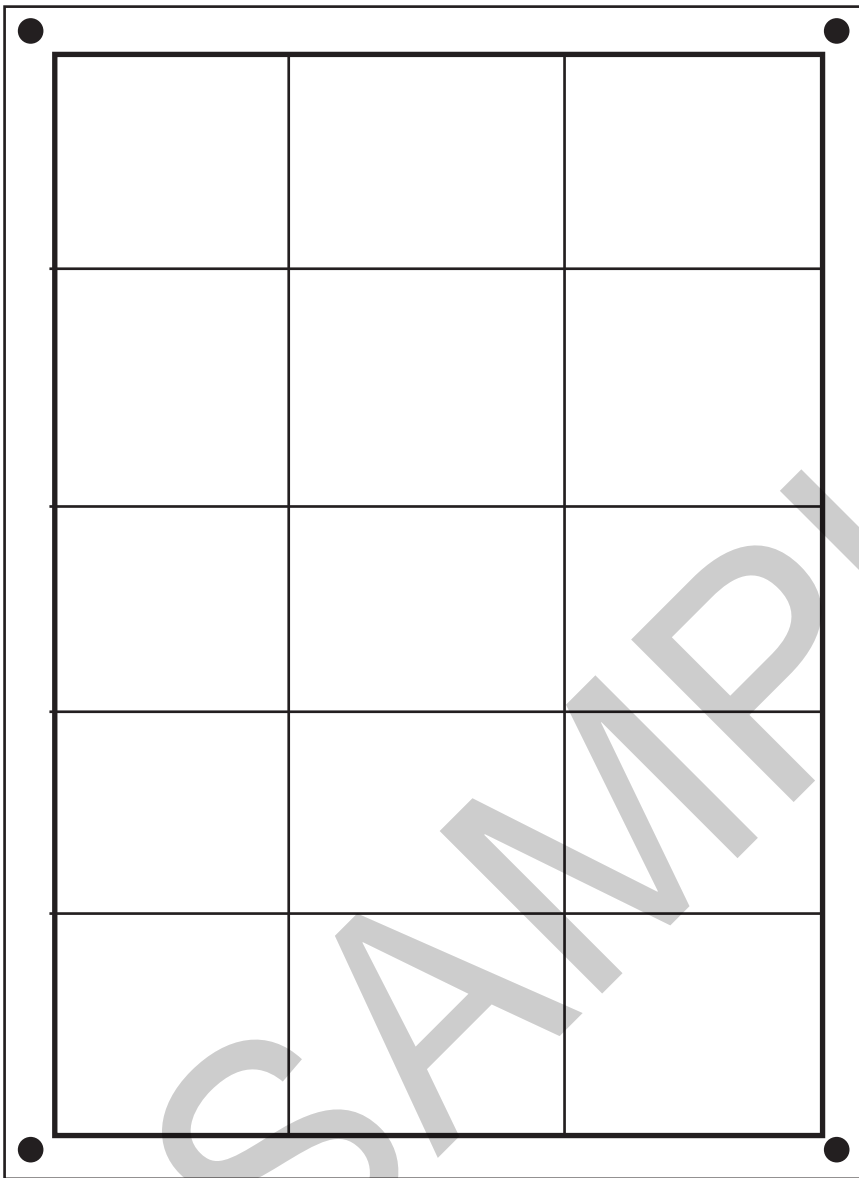
 **Activity 1: Colouring**

Colour the picture and describe what is happening.



## Activity 2: Colouring

Color the picture and use paper copies, colored pencils, scissors, and glue.



## Activity 3: Comprehension


### Part A: TRUE / FALSE (Reasoning)

Circle the correct answer

1. Jesus was afraid to touch the sick man (True / False)
2. The sick man believed Jesus could help him (True / False)
3. The four friends gave up when they could not enter the house (True / False)

4. Jesus can forgive sins

(True / False)

 **Part B: Choose the Correct Answer**

Circle the correct answer

1. What sickness did the man have?  
A. Could not walk (paralysed)      C. Could not hear  
B. Could not talk
2. What did the four friends do?  
A. Left him      C. Carried him home  
B. Lowered him through the roof
3. What did Jesus say first?  
A. "Walk!"      C. "Go away"  
B. "Your sins are forgiven"

 **Part C: Matching (Understanding Meaning)**

Match the action

Man	•	•	Believed Jesus
Friends	•	•	Heals and forgives
Jesus	•	•	Helped their friend

 **Part D: Choose the Right Action (Thinking)**

What should you do? ✓

1. When someone needs help...  
 Help them       Help them
2. When you do something wrong...  
 Say sorry to God       Hide

### **Part E: Sequence the Story (Slightly Higher Thinking)**

Number the events (1–3)

- The man walks       Number the events (1–3)  
 Number the events (1–3)

### **Part F: Simple Faith Thinking**

Who believed Jesus could help?

- The friends       No one

### **Activity 4: Application**

#### **Question 1 (Heart Response)**

Jesus loves and forgives you.

 What should you do?

- Trust Jesus       Ignore

#### **Question 2 (Life Application)**

How can you be like the four friends?

---

#### **Summary:**

1. Jesus heals people and forgives sins.
2. He loves us and is not afraid to come near us.
3. The four friends showed great faith.
4. We can trust Jesus and help others too.

#### **Doa:**

Dear God,  
Thank You for loving me.  
Thank You for forgiving me.  
Help me to trust You and help others.  
Amen.

# CHAPTER 7

## Jesus Teaches Us How to Live


**Objective:** Children will learn to be kind, forgive others, love people, and do good so others can see God.

**Memory Verse:**  
Matius 5:16 - Let your light shine before others.



### Activity 1: Colouring

Colour the picture and say how you can shine for God.



## Activity 2: Comprehension

### Part A: TRUE / FALSE

Circle the correct answer

1. Jesus teaches us to be kind (True / False)
2. We should only love people who are nice to us (True / False)
3. God is happy when we forgive others (True / False)
4. We should stay angry all the time (True / False)

### Part B: Multiple Choice

1. Jesus says we are like...  
A. Salt and light      B. Fish      C. Trees
2. What should we do when others are not kind?  
A. Be mean      B. Be kind      C. Ignore
3. What does light do?  
A. Helps people see      B. Makes noise  
C. Hides things
4. Jesus said, "Be kind, be good, have a \_\_\_\_\_ heart."  
A. wicked      B. clever      C. clean

### Part C: Matching

Match the meaning

Light	•	•	Helps others / Scold others
Kind	•	•	Helps people see



## CHAPTER 8

# Jesus Has Amazing Power

**Objective:** Children will learn that Jesus has power to heal, control nature, and defeat evil—and we can trust Him.

**Memory Verse:**  
Matius 8:27 - "Even the wind and the waves obey Him!"




### ☀️ Kid-Friendly Version

Jesus is powerful!



## Activity 1: Colouring

Colour the picture and say what Jesus is doing.



What did Jesus do to the storm?

---

---

## Activity 2: Comprehension

### Part A: TRUE / FALSE

Circle the correct answer

1. The soldier believed Jesus could heal his servant (True / False)
2. Did Jesus need to be near to heal the servant? (True / False)
3. Jesus commanded the storm to stop and the sea calmed immediately (True / False)
4. Jesus could not help the man with evil spirits (True / False)

 **Part B: Multiple Choice**

1. What did the soldier ask Jesus to do?  
A. Heal his servant  
B. Visit his house  
C. Give money
2. What did Jesus say to the storm?  
A. "Go away"  
B. "Be still"  
C. "Come back"
3. What happened to the man with evil spirits?  
A. He ran away  
B. He was healed  
C. He stayed the same

 **Part C: Choose the Right Action**

1. When you are afraid, what should you do?  
A. Trust Jesus  
B. Panic
2. When you need help, what should you do?

---

---

 **Part D: Sequence the Story**

Put in order (1-3)

- Jesus says "Be still"                       Storm stops
- Storm comes

 **Part E: Simple Thinking (Faith)**

Why was Jesus amazed at the soldier?

---

---

 **Activity 3: Application**

 **Question 1:**

Jesus is powerful. What should you do?

A. Trust Him

B. Ignore Him

 **Question 2:**

How can you show faith like the soldier?

---

---

 **Summary :**

1. Jesus has power over sickness, nature, and evil.
2. The soldier showed great faith.
3. Jesus helps those who trust Him.
4. We can trust Jesus in all situations.

 **Prayer :**

Dear God,  
Thank You that You are powerful.  
Help me to trust You always.  
Help me not to be afraid.  
Amen.

## CHAPTER 9

# Jesus and Jairus' Daughter

**Objective:** Children will learn that Jesus responds to faith, brings healing and hope, and we can trust Him even when we are afraid.



**Memory Verse:**

Markus 5:36 - "Don't be afraid; just believe."

### Activity 1: Colouring

Colour the picture and tell what Jesus is doing.



## **Activity 2: Comprehension**

### **Part A: TRUE / FALSE**

Circle the correct answer

1. Jairus believed Jesus could help his daughter (True / False)
2. The woman had been sick for a short time (True / False)
3. The woman was healed when she touched Jesus (True / False)
4. Jesus could not help Jairus' daughter (True / False)

### **Part B: Multiple Choice**

1. Who came to ask Jesus for help?  
A. Jairus                      B. Peter                      C. John
2. What did the sick woman do?  
A. Shouted                      C. Ran away  
B. Touched Jesus' clothes
3. What did Jesus say to the girl?  
A. Go to sleep                      C. Little girl, get up!  
B. Run away
4. How did people feel after she got up?  
A. Angry                      B. Amazed                      C. Sleep

### **Part C: Choose the Right Action**

1. When you are afraid, what should you do?  
A. Pray and trust Jesus                      B. Run away

2. When you need help, what should you do?

A. Ask Jesus

B. Keep quiet

 **Activity 3: Application**

 **Question 1:**

Jesus says, "Don't be afraid." What should you do?

A. Believe

B. Worry

 **Question 2:**

How can you show faith like Jairus?

---

---

 **Summary:**

1. Jairus trusted Jesus to help his daughter.
2. The woman believed and was healed.
3. Jesus is stronger than sickness and even death.
4. We can trust Jesus and not be afraid.

 **Prayer:**

Dear God,  
Help me to trust You.  
Help me not to be afraid.  
Thank You that You are powerful and loving.  
Amen.

# CHAPTER 10

## Jesus Feeds a Big Crowd

**Objective:** Children will learn that Jesus cares for our needs, can do great miracles, and can use even small things when we share.



**Memory Verse:**  
Matius 14:16 - "You give them something to eat."

### Activity 1: Colouring

Colour the picture and count the bread and fish.



Bread:

\_\_\_\_\_

Fish:

\_\_\_\_\_

What did the boy give to Jesus?

---

---

## **Activity 2: Comprehension**

### **Part A: TRUE / FALSE**

Circle the correct answer

1. Many people followed Jesus (True / False)
2. Jesus was angry with the crowd (True / False)
3. The boy shared his food (True / False)
4. The food ran out (True / False)

### **Part B: Multiple Choice**

1. What did the boy have?  
A. Bread and fish      B. Pizza      C. Fruit
2. What did Jesus do first?  
A. Ate the food      C. Walked away  
B. Thanked God
3. How many baskets were left?  
A. 5      B. 12      C. 2

### **Part C: Choose the Right Action**

1. When you have something big or small, what should you do?  
A. Share      B. Keep everything
2. When you need something, what should you do?  
A. Ask Jesus      B. Complain

## Part D: Thinking (Faith + Meaning)

What did Jesus show in this miracle?

---

---

### Activity 3: Application

#### Question 1:

What can you do like the boy?

---

---

#### Question 2:

Do you believe Jesus can help you?

A. Yes

B. No

#### Summary:

1. Jesus cares for people and provides what they need.
2. A small gift became a big miracle.
3. Everyone was fed and satisfied.
4. We can trust Jesus and share what we have.

#### Doa:

Dear God,  
Thank You for caring for me.  
Help me to share what I have.  
Help me to trust You always.  
Amen.

# CHAPTER 11

## Jesus on the Mountain

**Objective:** Children will learn who Jesus is, that He is the Son of God, and that we should listen to Him and follow Him.



**Memory Verse:**  
Matius 17:5 -  
"This is My Son... listen to Him."

### Activity 1: Colouring

Colour the picture and describe what is happening.



What happened to Jesus on the mountain?

## **Activity 2: Comprehension**

### **Part A: TRUE / FALSE**

Circle the correct answer

1. Peter said Jesus is the Son of God (True / False)
2. Jesus told His disciples He would never suffer (True / False)
3. Jesus shone brightly on the mountain (True / False)
4. God said, "Ignore Him" (True / False)

### **Part B: Multiple Choice**

1. Who did Peter say Jesus is?  
A. A fisherman      B. A teacher      C. The Son of God
2. Who did Peter say Jesus is?  
A. He shone like the sun      C. He ran away  
B. He slept
3. Who appeared with Jesus?  
A. Adam and Eve      C. Peter and John  
B. Moses and Elijah
4. What did God say from the cloud?  
A. This is My Son, listen to Him      C. Go home  
B. Run away

### **Part C: Matching**

Match the person with what they did

<input type="text" value="Peter"/>	•	•	<input type="text" value="Shone brightly"/>
<input type="text" value="Jesus"/>	•	•	<input type="text" value="Said Jesus is the Son of God"/>
<input type="text" value="God"/>	•	•	<input type="text" value="Spoke from the cloud"/>

## Part D: Thinking (Faith + Identity)

Why is Jesus special?

---

---

### Activity 3: Application

#### Question 1:

What should you do when you hear Jesus' words?

- A. Listen and obey                      B. Ignore

#### Question 2:

Do you believe Jesus is the Son of God?

- A. Yes    B. No

#### Summary:

1. Jesus is the Son of God.
2. He showed His glory on the mountain.
3. God told us to listen to Him.
4. We should trust and follow Jesus.

#### Prayer:

Jesus is the Son of God.  
He showed His glory on the mountain.  
God told us to listen to Him.  
We should trust and follow Jesus.

# CHAPTER 12

## God's Love is for Everyone

**Objective:** Children will learn that Jesus loves everyone, and we should love and help others too.

**Memory Verse:**  
Lukas 10:27 - "Love your neighbour as yourself."



### Activity 1: Colouring

Colour the picture and say who is helping.



Who helped the hurt man?

---


## Activity 2: Comprehension

### Part A: TRUE / FALSE

Circle the correct answer

1. Jesus spoke kindly to the Samaritan woman (True / False)
2. Jesus only loves some people (True / False)
3. The Samaritan helped the injured man (True / False)
4. The priest helped the injured man (True / False)

### **Part B: Multiple Choice**

 1. What did Jesus ask the woman for?

- A. Food                      B. Water                      C. Money

2. Where does true worship come from?

- A. From the mouth                      C. From the building  
B. From the heart

3. Who helped the hurt man?

- A. Priest                      B. Levite                      C. Samaritan

### Part C: Matching

Instruction: Match the action

- |  |   |   |  |
|--|---|---|--|
| <input type="text" value="Jesus"/>     | • | • | <input type="text" value="Helped the injured man"/>  |
| <input type="text" value="Samaritan"/> | • | • | <input type="text" value="Told others about Jesus"/> |
| <input type="text" value="Woman"/>     | • | • | <input type="text" value="Loves everyone"/>          |

### **Part D: Sequence the Story**

Put in order (1–3)

- Man is hurt
- Samaritan helps
- Robbers attack

### **Part E: Thinking (Heart Lesson)**

What did the Samaritan show?

---

### **Activity 3: Application**

#### **Question 1:**

Question 1

---

#### **Question 2:**

What should you do when someone is different from you?

- A. Be kind                      B. Ignore

#### **Summary:**

1. Jesus loves everyone.
2. He teaches us to love others too.
3. The Samaritan helped someone in need.
4. We should be kind and help others.

#### **Prayer:**

Dear God,  
Help me to love others.  
Help me to be kind and helpful.  
Thank You for loving everyone.  
Amen.

## CHAPTER 13

# Humility, Grace and Forgiveness

**Objective:** Children will learn to be humble, say sorry, forgive others, and trust God like a child.

**Memory Verse:**  
Lukas 18:14 - "Those who humble themselves will be lifted up."



### Activity 1: Colouring

Colour the picture and say what Jesus is doing.



What did Jesus say about the child?

---


 **Activity 2: Comprehension**


 **Part A: TRUE / FALSE**

Circle the correct answer

1. Jesus threw stones at the woman (True / False)
2. Jesus forgave the woman (True / False)
3. The proud man said sorry to God (True / False)
4. God is happy with humble people (True / False)

**Part B: Multiple Choice**

1.  What did Jesus say to the people?
  - A. Whoever has no sin can throw first
  - B. Throw stones
  - C. Run away
2. What did the woman receive?
  - A. Punishment
  - B. Money
  - C. Forgiveness
3. Who pleased God?
  - A. Proud man
  - B. Humble man
  - C. No one
4. Who did Jesus say we should be like?
  - A. King
  - B. Child
  - C. Soldier

 **Part C: Matching**

Instruction: Match the meaning

Jesus •

Humble man •

Proud man •

• Says sorry

• Boasts

• Forgives

 **Part D: Choose the Right Action**

1. When you do something wrong, what should you do?

A. Say sorry

B. Hide

2. When someone hurts you, what should you do?

A. Forgive

B. Stay angry

 **Part E: Sequence the Story**

Put in order (1–3)

Jesus speaks

People walk away

Woman is brought

 **Part F: Thinking (Heart Lesson)**

What does God want from us?

---

---

### **Activity 3: Application**

#### **Question 1:**

What should you do when you make a mistake?

A. Say sorry

B. Blame others

#### **Question 2:**

How can you be like a child before God?

---

---

#### **Summary:**

1. Jesus forgives people who repent.
2. God loves humble hearts.
3. We should say sorry, forgive others, and trust God like a child.

#### **Prayer:**

Dear God,  
Help me to be humble.  
Help me to say sorry and forgive others.  
Help me to trust You like a child.  
Amen.

# CHAPTER 14

## The Lost and Found

**Objective:** Children will learn that God loves everyone, looks for those who are lost, and forgives those who come back to Him.



**Memory Verse:**

Lukas 15:10 - "There is joy... when one sinner repents."

### Activity 1: Colouring

Colour the picture and say what is happening.



What did the father do when he saw his son?

---

## Activity 2: Comprehension

### Part A: TRUE / FALSE

Circle the correct answer

1. The shepherd went to find the lost sheep (True / False)
2. The shepherd was angry when he found the sheep (True / False)
3. The father welcomed his son back (True / False)
4. God does not forgive people (True / False)

### Part B: Multiple Choice

1. What did the shepherd do when one sheep was lost?  
A. Left it                      B. Forgot it                      C. Looked for it
2. What did the shepherd do when one sheep was lost?  
A. Hugged him              B. Scolded him              C. Ignored him
3. What did the father do after that?  
A. Sent him away              B. Had a party              C. Ignored him

### Part C: Matching

Instruction: Match the action

Shepherd	•	•	Forgives and welcomes
Father	•	•	Finds lost sheep
Son	•	•	Says sorry and returns

### **Part D: Sequence the Story**

Put in order (1–3)

Son comes back

Father hugs him

Son leaves home

### **Part E: Thinking (Heart Lesson)**

What does God feel when we come back to Him?

---

#### **Activity 3: Application**

##### **Question 1:**

What should you do when you make a mistake?

A. Say sorry

B. Hide

##### **Question 2:**

What should you do when others return to God?

A. Be happy

B. Be angry

#### **Summary:**

1. God loves everyone.
2. He looks for those who are lost.
3. He forgives and welcomes us back.
4. We should say sorry and love others too.

#### **Prayer:**

Dear God,

Thank You for loving me.

Thank You for forgiving me.

Help me to come back to You and love others.

Amen.

# CHAPTER 15

## Jesus Gives Life

**Objective:** Children will learn that Jesus loves us, understands our sadness, and has power to give life.

**Memory Verse:**  
Yohanes 11:25  
"I am the resurrection and the life."



### Activity 1: Colouring

Colour the picture and say what Jesus is doing.




Jesus said in a loud voice, "Lazarus come out!" what happened then?

---

---

### Activity 2: Finding

Jesus and 2 people are finding the way to Lazarus.



### Activity 3: Comprehension

#### Part A: TRUE / FALSE

Circle the correct answer

1. Jesus loved His friends (True / False)
2. Jesus did not care when people were sad (True / False)
3. Jesus could not help Lazarus (True / False)

 **Part B: Multiple Choice**

1. What happened to Lazarus?

- A. He was sick and died  
B. He ran away  
C. He slept

2. What did Jesus do?

- A. Ignored him  
B. Raised him  
C. Walked away

3. What did Jesus say?

- A. Stay there  
B. Come out!  
C. Go away

 **Part C: Matching**

Instruction: Match the action

Jesus	•	•	Loves and gives life
Lazarus	•	•	Were sad
Friends	•	•	Came out of the tomb

 **Part D: Choose the Right Action**

1. When you feel sad, what should you do?

- A. Go to Jesus  
B. Hide

2. When you are afraid, what should you do?

- A. Trust Jesus  
B. Run away

### **Part E: Sequence the Story**

Put in order (1–3)

- Jesus calls Lazarus
- Lazarus comes out
- Lazarus dies

### **Part F: Thinking (Heart Lesson)**

What does this story show about Jesus?

---

---

### **Activity 4: Application**

#### **Question 1:**

What should you do when you feel sad?

- A. Talk to Jesus                      B. Stay alone

#### **Summary:**

1. Jesus loves us and understands our sadness.
2. He has power to give life.
3. He wants us to believe and not be afraid.


#### **Prayer:**

Dear God,  
Thank You for loving me.  
Thank You that You understand my feelings.  
Help me to trust You always.  
Amen.

# CHAPTER 16

## Jesus and Zacchaeus

**Objective:** Children will learn that Jesus loves us, knows us personally, and can change our hearts when we say sorry. Jesus changes hearts.



**Memory Verse:**

Lukas 19:10 - "The Son of Man came to seek and to save the lost."

### Activity 1: Colouring

Colour the picture and say what Zacchaeus is doing.





Why did Zacchaeus climb the tree?

---

---

**Find: 5 differences between the two pictures.**



**Activity 2: Comprehension**

**Part A: TRUE / FALSE**

Circle the correct answer

1. Zacchaeus was rich (True / False)
2. Zacchaeus was tall (True / False)
3. Jesus knew Zacchaeus' name (True / False)
4. Zacchaeus did not change after meeting Jesus (True / False)

 **Part B: Multiple Choice**

1. What tree did he climb?

- A. Apple tree                      B. Coconut tree                      C. Sycamore tree

2. What did Jesus say to Zacchaeus?

- A. Go away                      B. Come down                      C. Run away

3. What did Zacchaeus do after meeting Jesus?

- A. Took more money                      C. Ran away  
B. Said sorry and gave to the poor

 **Part C: Matching**

Instruction: Match the action

Zacchaeus	•	•	Climbed a tree
Jesus	•	•	Said sorry and changed
Zacchaeus	•	•	Called Zacchaeus

 **Part D: Choose the Right Action**

1. When you do something wrong, what should you do?

- A. Say sorry                      B. Hide

2. When you have something, what should you do?

- A. Share                      B. Keep everything

### **Part E: Sequence the Story**

Question: Put in order (1–3)

Zacchaeus says sorry

Zacchaeus climbs tree

Jesus calls him

### **Part F: Thinking (Heart Lesson)**

What changed Zacchaeus' life?

---

### **Activity 3: Application**

#### **Question 1:**

What should you do when Jesus calls you?

A. Follow Him

B. Ignore

#### **Question 2:**

How can you be like Zacchaeus?

---

#### **Summary:**

1. Jesus knows us and loves us.
2. He calls us to follow Him.
3. When we say sorry, He forgives us and changes our hearts.
4. We should be kind and share with others.

#### **Prayer:**

Dear God,  
Thank You for loving me.  
Help me to say sorry and change.  
Help me to follow You.  
Amen.

## CHAPTER 17

# Jesus Enters Jerusalem

**Objective:** Children will learn that Jesus is a gentle King, deserves our worship, and loves people deeply.

**Memory Verse:**


Yohanes 12:13

“Hosanna! Blessed is He who comes in the name of the Lord”



 **Activity 1: Colouring**

Colour the picture and say what the people are doing.



Why were the people shouting "Hosanna"?

---

 **Activity 2: Comprehension**

 **Part A: TRUE / FALSE.** Circle the correct answer

1. Jesus rode into Jerusalem on a donkey (True / False)
2. The people were quiet (True / False)
3. The leaders of Israel were happy (True / False)
4. Jesus loves the people in the city (True / False)

 **Part B: Multiple Choice**

1. What animal did Jesus ride?  
A. Horse                      B. Donkey                      C. Camel
2. What did the people shout?  
A. Goodbye                      B. Hosanna!                      C. Run away
3. What did Jesus say about God's house?  
A. House of prayer                      B. Market                      C. Shop

 **Part C: Matching**

Instruction: Match the action

- |                                      |   |   |  |
|--------------------------------------|---|---|--|
| <input type="text" value="Jesus"/>   | • | • | <input type="text" value="Rode a donkey"/> |
| <input type="text" value="People"/>  | • | • | <input type="text" value="Were angry"/>    |
| <input type="text" value="Leaders"/> | • | • | <input type="text" value="Praised Jesus"/> |

### **Part D: Choose the Right Action**

When we think about Jesus, what should we do?

---

### **Part E: Sequence the Story**

Question: Put in order (1–3)

- Jesus rides donkey                       People shout Hosanna
- Disciples find donkey

### **Part F: Thinking (Heart Lesson)**

What kind of King is Jesus?

---

### **Activity 3: Application**

#### **Question 1:**

How can you worship Jesus today?

---

#### **Question 2:**

Do you believe Jesus is your King?

- A. Yes                      B. No

#### **Summary:**

1. Jesus is a gentle King.
2. People praised Him with joy.
3. Jesus loves people deeply.
4. We should worship Him and follow Him.

#### **Prayer:**

Dear God,  
Thank You for Jesus our King.  
Help me to worship You.  
Help me to follow You always.  
Amen.

# CHAPTER 18

## The Lord's Supper


**Objective:** Children will learn that Jesus showed love by serving others, and He gave His life to save us.

**Memory Verse:**  
Lukas 22:42 - Love and Serve others



### Activity 1: Colouring

Colour the picture and say what Jesus is doing.



Why did Jesus wash His friends' feet?

---

---

 **Activity 2: The Last Supper Craft**

Color version and a version that can be colored. Cut and paste onto the table page or any paper.



**“Do this in  
remembrance  
of Me”  
(Luke 22:7–23)**



 **Activity 3: Comprehension**

 **Part A: TRUE / FALSE**

Circle the correct answer

1. Judas made a plan to betray Jesus (True / False)
2. Jesus washed His disciples' feet (True / False)
3. Jesus was angry and shouted at His disciples (True / False)
4. Jesus said the bread was His body (True / False)

 **Part B: Multiple Choice**

1. Who betrayed Jesus?

- A. Peter                      B. Judas                      C. John

2. What did Jesus wash?


- A. Hands                      B. Feet                      C. Face

3. What did Jesus give at supper?

- A. Bread and wine    B. Fish                      C. Cake

4. What did the disciples do after the meal?

- A. Slept                      B. Sang a song            C. Ran away

 **Part C: Matching**

Instruction: Match the meaning

<input type="text" value="Jesus"/>	•	•	<input type="text" value="His blood"/>
<input type="text" value="Bread"/>	•	•	<input type="text" value="Serves others"/>
<input type="text" value="Cup"/>	•	•	<input type="text" value="His body"/>

 **Part D: Sequence the Story**

Question: Put in order (1-3)

- Judas leaves                       Jesus breaks bread
- Jesus washes feet

## Part E: Thinking (Heart Lesson)

### Part E: Thinking (Heart Lesson)

---

---

#### Activity 4: Application

##### Question 1:

How can you serve others?

---

---

##### Question 2:

Do you want to follow Jesus?

A. Yes

B. No

#### Summary:

1. Jesus showed love by serving others.
2. He gave His life to save us.
3. He wants us to love and serve others too.

#### Player:

Dear God,  
Thank You for loving me.  
Help me to love and serve others.  
Help me to follow You always.  
Amen.

## CHAPTER 19

# Jesus Prays in the Garden


**Objective:** Children will learn that Jesus trusted God, prayed in hard times, and obeyed God even when it was difficult.

**Memory Verse:**  
Lukas 22:42 "Not My will, but Yours be done."



### Activity 1: Colouring

Colour the picture and say what Jesus is doing.



Jesus praying in the Garden of Gethsemane

## Activity 2: Coloring and Folding

"Now My soul is troubled, and what shall I say? 'Father, save Me from this hour'? No, it is for this very reason I came to this hour." (John 12:27)



## Activity 3: Comprehension


### Part A: TRUE / FALSE

Circle the correct answer

1. Jesus went to the garden to pray (True / False)
2. The disciples stayed awake and prayed (True / False)
3. Jesus wanted to obey God (True / False)
4. Jesus was afraid and ran away (True / False)

 **Part B: Multiple Choice**

1. Who tried to protect Jesus with a sword?  
A. Peter                      B. Judas                      C. John
2. What were the disciples doing while Jesus prayed?  
A. Talking                      B. Running                      C. Sleeping
3. How did Judas betray Jesus?  
A. Calling His name                      C. Pointing  
B. With a kiss
4. What did Jesus do to the man's ear?  
A. Ignored it                      C. Cut it  
B. Healed it

 **Part C: Matching**

Match the person with what they did

Jesus	•	•	Slept
Disciples	•	•	Betrayed Jesus
Judas	•	•	Prayed and obeyed God

 **Part D: Choose the Right Action**

1. When something is hard, what should you do?  
A. Pray                      B. Give up
2. When someone hurts you, what should you do?  
A. Be kind                      B. Hurt them

 **Part E: Sequence the Story**

Question: Put in order (1–3)

Judas betrays

Soldiers come

Jesus prays

### **Part F: Thinking (Heart Lesson)**

What did Jesus show in this story?

---

---

### **Activity 4: Application**

#### **Question 1:**

What should you do when you feel afraid?

A. Pray and trust God

B. Hide

#### **Question 2:**

How can you be like Jesus?

---

---

#### **Summary:**

1. Jesus prayed and trusted God.
2. He obeyed God even when it was hard.
3. He showed love to everyone—even those who hurt Him.
4. We can pray, trust, and obey God too.

#### **Prayer:**

Dear God,  
Help me to pray when I am afraid.  
Help me to trust and obey You.  
Help me to love others always.  
Amen.

# CHAPTER 20

## The Trial of Jesus

**Objective:** Children will learn that Jesus always tells the truth, stayed strong, and loves us even when people do wrong.

**Memory Verse:**  
Yohanes 18:37 -  
"I came to tell the truth."



### Activity 1: Colouring

Colour the picture and say what is happening.



### Activity 2: Comprehension

 Part A: TRUE / FALSE. Circle the correct answer

1. The people told the truth about Jesus (True / False)

2. Jesus told the truth (True / False)
3. Peter said he knew Jesus (True / False)
4. Pilate thought Jesus did nothing wrong (True / False)

 **Part B: Multiple Choice**

1. Who said Jesus is the Son of God?

- A. Peter                      B. Jesus                      C. Pilate

2. Who denied knowing Jesus?

- A. John                      B. Peter                      C. Judas

3. Who did the crowd choose to free?

- A. Jesus                      B. Barabbas                      C. Peter

4. What did the soldiers put on Jesus' head?

- A. Crown of gold      B. Crown of thorns      C. Hat

 **Part C: Matching**

Instruction: Match the person

- |        |   |   |                          |
|--------|---|---|--------------------------|
| Jesus  | • | • | Said Jesus is not guilty |
| Peter  | • | • | Told the truth           |
| Pilate | • | • | Said "I don't know Him"  |

 **Part D: Choose the Right Action**

1. BWhen you are afraid, what should you do?

- A. Tell the truth                      B. Lie

2. When you make a mistake, what should you do?

A. Say sorry

B. Hide

 **Part E: Sequence the Story**

Question: Put in order (1–3)

Peter denies Jesus

Jesus is questioned

Pilate judges

 **Part F: Thinking (Heart Lesson)**

What did Jesus show in this story?

---

 **Activity 3: Application**

 **Question 1:**

What should you do when it is hard to tell the truth?

A. Tell the truth

B. Lie

 **Summary:**

1. Jesus always told the truth.
2. He was strong and brave.
3. Peter made a mistake but felt sorry.
4. Jesus loves us even when we fail.

 **Player:**

Dear God,  
Help me to tell the truth.  
Help me to be brave.  
Thank You that You love me always.  
Amen.

# CHAPTER 21

## The Crucifixion of Jesus


**Objective:** Children will learn that Jesus died for us because He loves us, forgives us, and wants us to be close to God.



**Memory Verse:**  
Lukas 23:34 - "Father, forgive them, for they do not know what they are doing."

### Activity 1: Colouring

Colour the picture and say what Jesus is doing.



## Activity 2: Comprehension

 **Part A: TRUE / FALSE.** Circle the correct answer

1. Jesus carried a heavy cross (True / False)
2. Simon helped Jesus (True / False)
3. Jesus did something wrong (True / False)
4. Jesus forgave people (True / False)

### **Part B: Multiple Choice**

1. Who helped Jesus carry the cross?  
A. Peter                      B. Simon                      C. Simon from Cyrene
2. What did Jesus say on the cross?  
A. I am angry      B. Father, forgive them                      C. Go away
3. What did Jesus say on the cross?  
A. The earth shook      B. Rain fell                      C. People danced
4. What did Jesus say to the man who believed?  
A. Go home    C. Wait  
B. You will be with Me in paradise

### **Part C: Matching**

Part C: Matching

- |               |   |   |                        |
|---------------|---|---|------------------------|
| Jesus         | • | • | Helped carry the cross |
| Simon         | • | • | Went to paradise       |
| Believing man | • | • | Died for us            |

### **Part D: Sequence the Story**

Question: Put in order (1–3)

Jesus dies

Jesus carries cross

Jesus is placed on cross

### **Part E: Thinking (Heart Lesson)**

Why did Jesus die on the cross?

---

### **Activity 3: Application**

#### **Question 1:**

What should you do when you remember Jesus' love?

---

---

#### **Question 2:**

Do you believe Jesus loves you? What is your response?

---

---

#### **Summary:**

1. Jesus carried the cross and died for us.
2. He forgave people even when they were unkind.
3. He loves us very much.
4. Because of Jesus, we can be close to God.

#### **Prayer:**

Dear God,  
Thank You for Jesus.  
Thank You for loving me so much.  
Help me to love and follow You.  
Amen.

# CHAPTER 22

## Jesus is Alive!

**Objective:** Children will learn that Jesus rose from the dead, keeps His promises, and is alive today.

**Memory Verse:**  
Matius 28:6 - "He is not here; He has risen!"



### Activity 1: Colouring

Colour the picture and say what is happening.



## Activity 2: Jesus Is Alive Craft!

Color the picture and use paper copies, colored pencils, scissors, and glue.



## Activity 3: Comprehension

### Part A: TRUE / FALSE

Circle the correct answer

1. Soldiers guarded the tomb (True / False)
2. The stone was too heavy for the women to move (True / False)
3. The angel rolled the stone away (True / False)
4. Jesus was still in the tomb (True / False)



Jesus appears

 **Part F: Thinking (Heart Lesson)**

What does this story show about Jesus?

---

---

 **Activity 4: Application**

 **Question 1:**

Do you believe Jesus is alive?

A. Yes

B. No

 **Question 2:**

Do you believe Jesus is alive?

---

---

 **Summary:**

1. Jesus is alive!
2. He rose from the dead just as He promised.
3. He gives us hope and joy.
4. We can believe in Him and tell others the good news.

 **Prayer:**

Dear God,  
Thank You that Jesus is alive.  
Help me to believe in Him.  
Help me to share the good news.  
Amen.

## CHAPTER 23

# Jesus Goes Back to Heaven

**Objective:** Children will learn that Jesus went back to heaven, gave us a mission to tell others, and is always with us.



**Memory Verse:**

Matius 28:19-20 - Jesus said to His disciples, "Tell people about Me, teach them everything I have commanded you. I am with you always."


**Kid-Friendly Version**

Jesus is with me



## Activity 1: Colouring

Colour the picture and say what Jesus is doing.



## Activity 2: Comprehension

### Part A: TRUE / FALSE

Circle the correct answer

1. The guards told the truth (True / False)
2. Jesus told His friends to tell others about Him (True / False)
3. Jesus went back to heaven (True / False)
4. Jesus left us alone (True / False)

 **Part B: Multiple Choice**

1. What did Jesus tell His friends to do?

- A. Tell others                      B. Sleep                      C. Hide

2. What did Jesus promise?

- A. Money                      B. Food                      C. To be with us

3. What happened to Jesus?

- A. He disappeared                      C. He went to heaven  
B. He ran away

4. Who wrote about Jesus?

- A. Peter                      B. Luke                      C. Judas

 **Part C: Matching**

Instruction: Match the meaning

Jesus	•	Went to heaven
Disciples	•	Wrote the story
Luke	•	Told others

 **Part D: Choose the Right Action**

1. When you know about Jesus, what should you do?

- A. Tell others                      B. Keep quiet

2. When you feel alone, what should you remember?

- A. Jesus is with me                      B. I am alone

### **Part E: Sequence the Story**

Question: Put in order (1–3)

- Jesus goes to heaven
- Disciples tell others
- Jesus gives a mission

### **Part F: Thinking (Heart Lesson)**

What does Jesus want us to do?

---

---

### **Activity 3: Application**

#### **Question 1:**

Who can you tell about Jesus?

---

---

#### **Summary:**

1. Jesus went back to heaven.
2. He gave us a mission to tell others.
3. He is always with us.
4. We can share the good news with joy.

#### **Prayer:**

Dear God,  
Thank You that Jesus is with me.  
Help me to tell others about You.  
Help me to follow You always.  
Amen.

# CHAPTER 24

## The Story of Jesus

**Objective:** Children will understand the full story of Jesus—His birth, life, death, resurrection, and how we can believe and follow Him.



**Memory Verse:**

Yohanes 3:16 - For God so loved the world that he gave his one and only Son, that whoever believes in him shall not perish but have eternal life.

 **Activity 1: Colouring**

Colour the picture and say what Jesus did.



## Activity 2: Comprehension

### Part A: TRUE / FALSE

Circle the correct answer

1. God promised to send a Saviour (True / False)
2. Jesus was born in Bethlehem (True / False)
3. Jesus did not help people (True / False)
4. Jesus rose again after He died (True / False)

### Part B: Multiple Choice

1. Where was Jesus born?

- A. Jerusalem      B. Jordan      C. Bethlehem

2. Why did Jesus die?

- A. Because He did wrong      C. Because He was tired  
B. To take away our sins

3. Where did Jesus go after He rose?

- A. Another country      C. Stayed in the tomb  
B. Heaven

### Part C: Matching

Instruction: Match the story

Yesus	•	•	Lahir di Betlehem
Yesus	•	•	Melakukan mukjizat
Yesus	•	•	Mati dan bangkit semula

 **Part D: Choose the Right Action**

1. What should we do when we hear about Jesus?

A. Believe

B. Ignore

2. What should we do after believing?

A. Forget

B. Follow Jesus

 **Part E: Sequence the Story**

Question: Put in order (1-4)

Yesus naik ke surga

Yesus lahir

Yesus mati

Yesus bangkit

 **Part F: Thinking (Heart Lesson)**

What does Jesus want us to do?

---

---

 **Activity 3: Application**

 **Question 1:**

What can you say to Jesus?

---

---

 **Question 2:**

Do you want to follow Jesus?

---

---

 **Summary:**

1. God promised to send Jesus.
2. Jesus was born, helped people, died, and rose again.
3. He went to heaven and is with us.
4. We can believe in Him and follow Him.

 **Prayer:**

Dear Jesus,  
Thank You for loving me.  
Thank You for saving me.  
Please come into my heart and help me follow You.  
Amen.

SAMPLE